



The  
Institute  
**COOK  
BOOK**

Helen  
Cramp



The Institute  
**COOK BOOK**  
*by Helen Cramp*

Illustrated



## TIME TABLES

### BOILING

Beef, fresh.....	per lb.,	30 min.
Beef, corned.....	" "	25-30 "
Mutton.....	" "	15 "
Ham.....	" "	20-30 "
Chicken.....	" "	15 "
Turkey.....	" "	15 "
Fowl.....	" "	20-30 "
Halibut.....	" "	20 "
Salmon.....	" "	20 "
Bluefish and Bass.....	" "	15 "
Small Fish.....	" "	10 "

### BROILING

Steak, 1 inch thick.....	5- 8 min.
Steak, 1½ inches thick.....	8-15 "
Steak, 2 inches thick.....	15-20 "
Mutton Chops.....	8-10 "
Chicken.....	20-30 "
Quail.....	8-10 "
Squabs.....	10-15 "
Fish, thick.....	15-25 "
Fish, thin.....	10-15 "

### BAKING

Bread.....	45-60 min.
Biscuits and Rolls.....	10-20 "
Gems.....	15-25 "
Boston Brown Bread.....	3 hrs.
Corn Bread.....	30 min.
Gingerbread.....	20-30 "
Sponge Cake.....	15-60 "
Plain Cake.....	30-60 "
Fruit Cake.....	2- 3 hrs.
Cookies.....	10-15 min.
Small Cakes.....	15-20 "
Pies.....	30-45 "

### ROASTING or BAKING

Beef, rare.....	per lb.,	8-10 min.
Beef, well done.....	" "	15 "
Beef, fillet.....	entire time,	40-60 "
Veal.....	per lb.,	25-30 min.
Lamb.....	" "	15 "
Mutton.....	" "	10-15 "
Pork.....	" "	30 "
Venison.....	" "	15 "
Chicken.....	" "	15 "
Fowl.....	" "	20-30 "
Duck, tame.....	entire time,	40-60 "
Duck, wild.....	" "	15-30 "
Goose.....	per lb.,	18 min.
Turkey.....	" "	15 "
Partridges.....	entire time,	30-40 "
Pigeons.....	" "	30 "
Small birds.....	" "	10-15 "
Large fish.....	" "	60 "
Small fish.....	" "	20-30 "

### VEGETABLES

Asparagus.....	15-30 min.
Beet greens.....	30-60 "
Beets.....	1- 4 hrs.
Brussels Sprouts.....	15-20 min.
Cabbage.....	25-60 "
Carrots.....	60-90 "
Cauliflower.....	20-30 "
Celery.....	20-30 "
Corn.....	10-20 "
Dandelions.....	60 "
Kale.....	30-50 "
Lettuce.....	10-15 "
Lima beans.....	45-60 "
Onions.....	30-60 "
Parsnips.....	35-50 "
Peas.....	20-60 "
Potatoes, sweet.....	15-25 "
Potatoes, white.....	20-35 "
Salsify.....	30 "
Spinach.....	20-30 "
Squash.....	30 "
String beans.....	60-90 "
Tomatoes.....	20-30 "
Turnips.....	1- 3 hrs.

Sarah Annie Elizabeth Key  
"Hunter Hall"  
Franklin County  
Virginia

# THE INSTITUTE COOK BOOK

PLANNED FOR A FAMILY OF FOUR

ECONOMICAL RECIPES  
DESIGNED TO MEET THE  
NEEDS OF THE MODERN  
HOUSEKEEPER

—Including Chapters on—

ENTERTAINING	FIRELESS COOKERY
PAPER-BAG COOKERY	CHAFING-DISH COOKERY
CASSEROLE COOKERY	MEAT SUBSTITUTES

By HELEN CRAMP

Ph.B., University of Chicago

Illustrated

Sally Lunn  
P. 275

Published for  
INTERNATIONAL INSTITUTE

Department of  
Domestic Science

PHILADELPHIA, PA.

2001

Mr. Paul Harold Long  
709 Carter Road  
Raleigh Court  
Rossmore,  
Va.

1913

TX

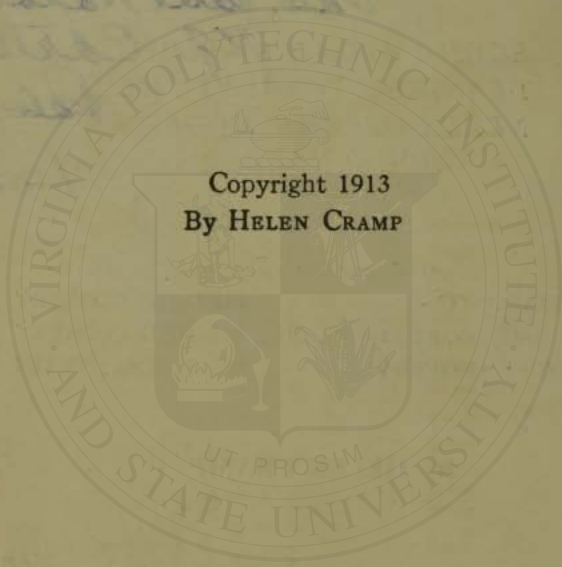
715

C89

1913

Large

Spec



Copyright 1913  
By HELEN CRAMP

THIS CERTIFICATE IS VALID FOR ONE YEAR

No. *1427*

ANNUAL DUES, \$1.50

# International Institute

Department of Domestic Science

This Certifies That The Purchaser of this Book  
is a member in good standing of the Domestic Science Department of the INTERNATIONAL  
INSTITUTE, and is entitled to the full privileges of membership in accordance with  
conditions on the reverse side of this Certificate.

In Witness Whereof, the said INTERNATIONAL INSTITUTE has caused this  
Certificate to be executed and signed by its duly authorized officer.

*M. E. Stephen*

Director.

# INTERNATIONAL INSTITUTE

Department of Domestic Science

---

## CONDITIONS OF MEMBERSHIP

Regularly enrolled members of the Department of Domestic Science of the International Institute are entitled:

1. To receive free of charge a copy of the Institute Cook Book by Helen Cramp, comprising over 500 pages, 8 colored plates, and 86 half-tone illustrations. Bound in Decorative Sanitas.
2. To receive free of charge, upon application, expert advice on all questions arising in connection with the management of the household, including advice upon cookery, home decorations, domestic economy, household management, etc., etc.

It is mutually understood and agreed:

- A. That this certificate covers the above-mentioned service for a period of one year only.
- B. That not more than five questions shall be sent in at any one time or during any one month.
- C. That no attention will be paid to inquiries unless certificate number is given, and the inquiry is accompanied by a self-addressed stamped return envelope.

## INTERNATIONAL INSTITUTE

1008 ARCH STREET

PHILADELPHIA, PA.

NOTE.—It will increase the interest and profit to be derived from the work of the International Institute if the members in any particular neighborhood will form a club and meet at regular periods to propose questions of general interest and to discuss replies received from the Institute.

## PREFACE

**T**O MANY persons a new cook book may seem an ill-advised and altogether unnecessary work; but when we consider the leaps and bounds by which domestic science has in the last few years progressed, and the eagerness with which the modern woman strives to learn the newer and better ways of doing things, there seems to be ample need for a work that is at once comprehensive and up-to-date.


The author has endeavored to make the recipes as economical as possible and has suggested a few ways in which the expense of foods and their preparation may be reduced. She has desired above all things to simplify the work of the kitchen and to reduce the present high cost of living.

The recipes are planned for a family of four, because four seems to be the average number today. They can readily be divided by two for a family of two, multiplied by one and a half for a family of six, multiplied by three-fourths for a family of three, etc. Some things, like cakes, for instance, will serve more than four; but they will keep for several days, and are better made on the original scale.

## PREFACE

---

It is the earnest wish of the author that this book may lighten the labors of many women and carry to them suggestions of variety and economy. Housekeeping should be a delight instead of drudgery, and perhaps it is for the women of America, with their ingenuity and eagerness to try new ways of doing things, to show the world that woman's work in this, her special field, is neither menial nor stupid.






## CONTENTS


	PAGE
THE FINE ART OF COOKERY . . . . .	3
ENTERTAINING . . . . .	11
APPETIZERS . . . . .	23
SOUPS . . . . .	29
FISH . . . . .	49
MEATS . . . . .	65
POULTRY AND GAME . . . . .	93
FORCEMEATS, STUFFINGS, ETC. . . . .	105
SAUCES . . . . .	111
EGGS . . . . .	121
MEAT SUBSTITUTES . . . . .	133
LEFT-OVERS . . . . .	149
VEGETABLES . . . . .	159
ENTRÉES. . . . .	183
SALADS . . . . .	193
PUDDINGS AND DESSERTS . . . . .	207
FROZEN DESSERTS . . . . .	231
SWEET SAUCES . . . . .	247
BREAD, HOT-CAKES, ETC. . . . .	255
CAKES . . . . .	289
PASTRY AND PIES . . . . .	317
SANDWICHES AND SAVORIES . . . . .	329
CEREALS . . . . .	339
CANDY . . . . .	346

## CONTENTS

	PAGE
FRUITS . . . . .	357
CANNING AND PRESERVING . . . . .	365
PICKLES . . . . .	385
BEVERAGES . . . . .	391
INVALID COOKERY . . . . .	401
FIRELESS COOKERY . . . . .	413
PAPER-BAG COOKERY . . . . .	451
CHAFING-DISH COOKERY . . . . .	461
CASSEROLE COOKERY . . . . .	475
MENUS . . . . .	481
GENERAL INDEX . . . . .	485
ALPHABETICAL INDEX . . . . .	499



THE FINE ART OF COOKERY





## THE FINE ART OF COOKERY

FROM the time fire was first brought to serve the needs of man, whether it was Prometheus or some less poetic mortal who accomplished that great feat, it is probable that more or less cooking has been done. The *art of cookery*, however, is a late development, consequent on culture and the increase of wealth. Our early ancestors ate and drank a great deal, it is true; but the meal was first and last a process of feeding, with little or no attempt to please the eye or appeal to the subtler refinements of the palate. All eating was done with the fingers, and food was served in straightforward fashion, often in such abundance and crudity as would take the appetite of a healthy man today. Cookery, then, as we know it, is the result of civilization. It is inextricably bound up, of course, with the necessities of nutrition, but mere hunger of itself will not produce cookery. Like modern painting and literature, it is largely a heritage from the Renaissance, which in the fifteenth and sixteenth centuries spread over Europe from Italy as center, carrying light and beauty in its train.

Yet the cooking itself has always been looked upon as a despised work. The contempt of Lynette for Gareth, "but a kitchen-knave," is typical of an attitude that has lasted well into the present day. In late years, happily, with the rise of science in all its varied branches, a new interest in the subject has been awakened, and women of education and attainments have become more generally concerned with what is going on within their kitchens. We remember with amusement the time when writing was regarded as menial, when kings would not wield a pen, and were dependent for whatever writing was needed upon the work of hired scribes. Who knows but that cooking may also some day be honored equally by all?

## THE FINE ART OF COOKERY

---

However that may be, it is at least essential that every housewife should know something of the scientific principles of nutrition and should endeavor to have the meals served in her household both wholesome and attractive. "Nothing," says Dr. Harvey W. Wiley, for many years chief chemist of the United States Department of Agriculture, "is more important in the evolution of the race than dietetics. The study of buying for the table and the proper preparation of what is bought, is as much an art as the writing of a good book or the composition of a fine piece of poetry."

**Food and Its Uses.**—In many ways the body is like a machine, with food as its source of motive energy. In the furnace fuel is burned quickly, in the body, slowly; but the final results are the same. The body differs from the machine, however, in that the food or fuel assists in building up as well as in supplying energy. Further, if more fuel is taken into the body than is necessary, it can be stored as reserve material, usually in the form of fat.

Foods are classified according to their uses in the following manner:

**PROTEIN**—*forms tissue; yields energy.*

White of egg

Curd of milk

Lean meat

Gluten of grain

Old peas, beans, lentils

**FATS**—*stored as fat; yield energy.*

Fat of meat

Butter

Olive oil

Oils of nuts and grains

**CARBOHYDRATES**—*transformed into fat; yield energy.*

Starch

Sugar

**MINERAL MATTERS**—*form bone; assist in digestion.*

Phosphates of lime, potash, soda, etc.



### A MODEL KITCHEN

The kitchen cabinet, convenient sink and glass-top table facilitate work, and the sanitary wall-covering, which can be washed from floor to ceiling like ordinary oil-cloth, makes the room an unusually clean and attractive place.





## THE FINE ART OF COOKERY

---

In general it may be said that the different nutrients can to a greater or less extent do one another's work, one being burned as fuel in place of another; but while protein can be burned in the place of fats and carbohydrates, neither of these can do the work of the protein in building or repairing tissue. Care should therefore be taken to preserve the proper balance of foods in every daily menu. The wise housekeeper will not plan a meal in which all starchy or all fatty foods predominate, and she will see to it that protein in some form is provided. The protein she will find in cheese, meat, eggs, fish, dried legumes, etc., using one or another at practically every meal, and being guided in her choice by the market value at different seasons and by the tastes of her family. If she uses the various foodstuffs with reference to their nutritive value and is skilful in preparing them in appetizing ways, the daily menu may be both adequate and pleasing.

**Economy.**—And, in order that the food be pleasing, it is not necessary that it be expensive. The maxim that "the best is always the cheapest" does not apply to food. The larger part of the price of costlier foods is paid for appearance, flavor or scarcity, and while people who can afford them may be justified in buying, it is well to remember that the cheaper foods frequently contain as much if not more nutriment and with a little care can be made just as pleasing. It is the lazy and unskilled cook who pays exorbitant prices for food rather than take the trouble to make the common foodstuffs appeal to the palate.

The remedy for the foolish waste of money in buying costly foods "will be found," writes Dr. Atwater in a Government Bulletin, "in a better knowledge of cooking and serving food, and in the acceptance of the doctrine that economy is not only respectable but honorable." The German housewife's "thrift" may seem a trifle sordid at times; but the study of the relative costs of foods should not be beneath the dignity of any woman. Housekeeping is becoming more and more a matter of science, and the laurels are bound to fall to the woman who conducts her household in a business-like way. No man, no matter how wealthy he may be,

## THE FINE ART OF COOKERY

---

permits needless waste of money in the management of *his* business; no woman should permit waste in the management of the household, which is *her* business.

"It is common enough," writes Ida M. Tarbell, "to hear women arguing that this close grappling with household economy is narrowing, not worthy of them. Why keeping track of the cost of eggs and butter and calculating how much your income will allow you is any more narrowing than keeping track of the cost and quality of cotton or wool or iron and calculating how much a mill requires, it is hard to see. It is the same kind of problem. Moreover, it has the added interest of being always an independent *personal* problem. Most men work under the deadening effect of impersonal routine. They do that which others have planned and for results in which they have no share."

One point is worth mentioning here, and that is that "ready-to-eat" foods, except perhaps in the case of cereals, where the saving of fuel is worth considering, are expensive and not always so good as the old-fashioned dishes prepared in the old-fashioned way. The cook who is exceedingly pressed for time or the housewife who does her own cooking may be justified in using instantaneous, ready-flavored gelatine, for instance; but the result is seldom so good as gelatine prepared by the old method, and the cost is decidedly greater. Even in the matter of baking powder the housewife may, by making the mixture herself, reduce the cost to exactly one-fourth of its present market price.

Economy in fuel is another consideration of first-rate importance, especially where gas is used. The fireless and steam cookers have made possible no inconsiderable saving of fuel, and one, if not both, should be a part of the furnishing of every up-to-date kitchen. Important as these are, however, the wise planning of meals is still more important. It is no economy to buy a cheap cut of meat if that cut will require long cooking on a gas stove or in a gas oven; better buy one less cheap that can be cooked in a short time—for gas is expensive. Care must also be taken not to use the oven needlessly and to make the most of its heat. If meat is roasting,

## THE FINE ART OF COOKERY

---

plan to bake potatoes at the same time; and do not light the oven just to bake potatoes or some vegetable that will cook equally well on the top of the stove—say in a steamer.

These are minor matters, of course, but they all play their part, and in many families call for greater attention than they receive. The importance of economy should be known by every housewife and should be explained to every servant.

**Cleanliness.**—One other thing—still more important than economy—that must be impressed upon every servant is the necessity of cleanliness. And care with regard to the food is not of itself sufficient: the kitchen and her own person are almost equally important. It is unfortunate that in so many households the cook is consigned to the meanest and darkest room in the house and denied the use of a bathroom. It is likewise unfortunate that she in most cases does not know the value of clean hands, clean floors, clean refrigerators, clean pots and pans, etc.

“Scrupulous cleanliness,” says the Bulletin previously quoted, “should always be observed in keeping, handling and serving food. If ever cleanliness is desirable, it must be in the things we eat, and every care should be taken to insure it for the sake of health as well as decency. Cleanliness in this connection means not only absence of visible dirt, but freedom from undesirable bacteria and other minute organisms, and from worms and other parasites. If food, raw or cooked, is kept in dirty places, peddled from dirty carts, prepared in dirty rooms and in dirty dishes, or exposed to foul air, disease germs and other offensive and dangerous substances can easily get in.”


**Purposes of Cooking.**—Cooking, of course, destroys many such germs, and that is one reason why cooked foods are better and more wholesome than uncooked. Cooking has other important purposes too; for it renders food more capable of mastication and consequently of digestion. It does this both by changing its actual structure and by making it more appetizing, thus stimulating the flow of the saliva and the gastric juices. The importance of good cooking cannot be overestimated.

## THE FINE ART OF COOKERY

---

And while, as we have seen, the careful cooking and serving of food are themselves the result of a developed esthetic sense, they are at the same time a means of further development. A good meal, well cooked, and daintily served, has a certain subtle moral effect not to be disregarded in this age of nervous haste and flaunting materialism. If we are "but what we eat," we are also in a very real sense the product of all the influences that play about us as we eat. The child, contented over his morning bowl of oatmeal, is not unmindful of the cleanliness and order of the table at which he sits, and the scent of the orange or the cocoa may be just as refining in its influence as the fragrance of the honey-suckle wafted through the open window. If beautiful surroundings have, as we now generally agree, their effect upon the sensitive, impressionable nature of the child, the meal to which he comes gladly three times a day must play a tremendous part in determining what his future character will be.

Nor is it only the child who is influenced. A poor meal, served in slovenly fashion, will upset many a healthy man's temper for the day. After all, one's philosophy is largely a matter of what one has had for breakfast.



*So saying, with dispatchful looks in haste,  
She turns, on hospitable thoughts intent—  
What choice to choose for delicacy best,  
What order so contrived as not to mix  
Tastes not well joined, inelegant; but bring  
Taste after taste upheld with kindest change.*

—MILTON: *Paradise Lost.*

## ENTERTAINING

**A** CERTAIN amount of entertaining is necessary, even if one goes to the extent of believing with Byron that society is only a polished horde,

Formed of two mighty tribes, the bores and bored;

and to the hostess who does not try to entertain beyond her means or her strength, the bringing together of friends should be a pleasure. Too frequently the pleasure is greater on the part of guest than of hostess.

Is this because in the rush of our modern life we have lost sight of the beauty of hospitality, which from very earliest times has been a sacred thing? We recall pictures of Oriental hospitality, familiar through the pages of the Bible, so striking and beautiful that we have unconsciously made them the standard by which the relations of host and guest are to be judged for all time. The story of the woman of Shunem who constrained the prophet Elisha to eat bread "as oft as he passed by" is enshrined in the heart of every true woman.

Naturally to us the present-day oriental customs seem lavish and absurdly formal; they have, perhaps, lost the spirit of that olden time in which the bond between host and guest was scarcely less holy than that between father and son; at any rate, they do not fall in with our occidental ideas of democracy and frankness. We can cultivate the fine flower of hospitality without a multitude of senseless wrappings. The naked flower is all we want; we have all known the misery of being "made company of."

Ceremony, fortunately, is becoming more and more a thing of the past—not because people are less kind, but because the complexity of modern life makes simplicity in social relations a relief

## ENTERTAINING

---

if not a necessity. A few illustrations will show the difference: It is no longer considered necessary for the guests to say that they have had a good time when taking leave of a hostess after a dinner-party or other entertainment; it is no longer customary for the hostess to accompany her lady callers to the front door; it is no longer even proper to say "Sir" or "Madam," except, perhaps, in addressing a stranger in a public place.

Elaborate entertainments and a certain degree of formality may be necessary occasionally; but one can invite one's friends and have pleasant times without a great deal of preparation and expense. Hospitality is the prime necessity, and even a twelve-course dinner is unpalatable, lacking that golden sauce.

### THE DINNER PARTY

The dinner takes first rank among entertainments and usually involves more or less formality. Invitations are sent out at least two weeks in advance of the entertainment and should be answered immediately. The formal invitation is engraved; the guest's name, hour and date written in by hand.

*Mr. and Mrs. Henry B. Anderson  
request the pleasure of  
Mr. and Mrs. James Brown's  
company at dinner  
on Wednesday, April the fourteenth  
at eight o'clock*

*14 West Burton Place  
March the thirty-first*

For a less formal entertainment a note in the first person may be sent:

*My dear Mrs. Brown:*

*Will you and Mr. Brown dine with us informally on Thursday evening, January the eighteenth, at eight o'clock?*

*Sincerely yours,  
Elizabeth Smith Anderson.*

*14 West Burton Place,  
January the fourth.*





#### EARLY ENGLISH DINING-ROOM

In a house built after the English pattern this dining room is effective. Though somewhat daring in its color scheme, the effect is harmonious.



## ENTERTAINING

---

The dinner in this case may be quite as formal as that for which the third-person invitation was sent, and evening dress is required.

For a very informal little dinner an unconventional note is sent a week or less before the date set; and dinner dress is not required.

For the formal dinner, guests are expected to arrive at the hour appointed and courtesy does not demand that the hostess wait more than fifteen minutes for a tardy guest. At large dinners each gentleman finds on a tray in the dressing-room a small addressed envelope containing a card on which is written the name of the lady whom he is to escort to dinner and "R" or "L" in one corner to indicate on which side of the table they are to sit. If he does not know the lady, the hostess should see that he is presented to her.

### Introductions

The hostess stands near the door and receives the guests, making such introductions as are convenient. In general, the "roof introduction" is considered sufficient—especially at large dinners. Introductions, however, should be given wherever possible, for they make intercourse among one's guests easier. Where one knows to whom one is speaking one can sometimes more readily find subjects of interest.

On the other hand, it is not considered good form for a hostess to interrupt a conversation between guests for the purpose of making an introduction, or to introduce a guest upon his entrance to more than one other at a time.

In making an introduction the gentleman is always presented to the lady, and the names should be pronounced as distinctly as possible: nothing is more discourteous to one's guests than a muttered introduction. The ordinary form is: "Mrs. Brown, allow me to present Mr. Smith." In the same way a young woman is presented to an older one, an unmarried woman to a matron, a young man to an older one, though these rules are sometimes modified in deference to age or station. For instance, a young, unmarried woman would be presented to a very old gentleman or to a dignitary of Church or State.

In introducing two women the form mentioned in the preceding paragraph is used, or simply "Mrs. Brown, this is Mrs. Smith." The latter form is preferable where there is doubt as to which is entitled to the presentation.

The tactful hostess usually adds to any introduction some remark which will enable the guests to converse more readily.

## ENTERTAINING

---

She may say, for instance, "Mrs. Brown, allow me to present Mrs. Smith, who has just returned from London"; or, "Mrs. Smith, this is Mrs. Brown: two such ardent bridge players should know each other." There are very few persons who will not be grateful for some such hint.

### Seating the Guests

The servant watches the number of guests and when all have arrived announces dinner. Or, in case of a belated guest, he waits for a signal from the hostess. When dinner is announced, the host offers his right arm to the lady who is to sit at his right. The other couples follow; then, last, the hostess with the gentleman who is to sit at her right.

Guests are enabled to find their places easily by means of "place cards," on which the name of each guest is distinctly written. Confusion in seating the guests is thus avoided, and it can be arranged to have congenial persons near each other.

The host and hostess may sit at the ends of the table or in the middle of each side. The lady who is to be especially honored sits on the host's right, she who is to be honored next, on his left. Similarly two gentlemen are honored by seats on the right and left of the hostess.

The hostess should, as far as possible, bring together only guests who "mix well," and should select the dinner partners tactfully. Two very quiet people should not be seated together, or two who have very decided opinions, or two who are known to be uncongenial. The dinner should be a feast of good things other than food, and conversation should be as entertaining as possible. Upon host and hostess, of course, devolves the duty of keeping conversation alive, though the guests are expected to do their part. Many a hostess has saved the day by a *bon mot* or a tactful change of subject. Some women are *born* hostesses: most women can be *made*, or, rather, can make themselves successful hostesses. The chief essentials are tact, which is the saving grace of all women, the ability to be interested in many things, and true kindness.

Courtesy, after all—that is, *true* courtesy—is a matter of the heart, and is not dependent upon any knowledge of social usages. Some women, notably poor conversationalists, are still very charming hostesses. In them thoughtfulness and tact make up for lack of brilliancy.

One thing, however, is of first importance for the hostess'

## ENTERTAINING

---

peace of mind. All the arrangements for the entertainment must be carefully planned, so that the dinner will proceed with the smoothness of clock-work and that the hostess may be as a guest at her own table. Servants should be thoroughly instructed beforehand, and everything should be in readiness when the guests arrive.

### Menu and Table

In arranging the menu too much should not be attempted and each course should be in pleasing contrast to the last. Except for a very elaborate dinner, raw oysters, a clear soup, fish, one entrée, a roast with potatoes and one other vegetable, salad with cheese straws or crackers and cheese, an ice, fruit and black coffee should be sufficient. Butter is never served except at the informal family dinner.

The table should have its centerpiece of growing ferns or flowers, and two or four candlesticks with wax candles and pretty shades. (No edibles, with the exception of bonbons, salted nuts or crystallized fruits in compotiers, appear upon the table.) All the china used in the same course should match wherever possible; but a different set of plates are permissible for each course.

A supply of extra silver should be laid out in convenient fashion on the sideboard, and finger-bowls, dessert plates, after-dinner coffee cups and spoons should be in readiness on the side-table. Water in the finger-bowls should be warm, with perhaps a dainty flower or a leaf of rose geranium floating on the surface.

### SKELETON MENU FOR FULL COURSE DINNER

SHELLFISH—on ice with lemon—light oyster crackers.

CLEAR SOUP—in soup plates, half full—thick slices of bread or roll folded in the napkin.

HORS D'OEUVRES—olives, celery, radishes, etc.—passed after soup is served.

FISH—with appropriate sauce, potato balls and cucumbers if possible.

ENTRÉE—patties, timbale of chicken, or creamed dishes in paper cases (bread passed).

MEAT—with appropriate sauce, jelly, potatoes, one vegetable and fruit punch.

GAME—small birds, whole; others, in halves or slices—varying accompaniments.

SALAD—served with the game—Brie, Roquefort or cream cheese and crackers.

HOT PUDDING—with wine lemon sauce.

GLACÉ—ice, ice cream or frozen dessert—with sweet wafers.

DESSERT—nuts, fruits, bonbons, crackers, cheese.

COFFEE—black, served with sugar alone.

## ENTERTAINING


---

### COMPLETE MENU

WAFERS	BLUE POINTS	HORSERADISH
	CONSOMMÉ	
OLIVES	CELERY	SALTED ALMONDS
	BAKED FILLETS OF HALIBUT, HOLLANDAISE SAUCE	
POTATO BALLS		CUCUMBERS
	SWEDISH TIMBALES WITH CHICKEN	
	SPRING LAMB	
MINT SAUCE	NEW POTATOES IN CREAM	ASPARAGUS TIPS
	ORANGE PEKOE PUNCH	
ROASTED GROUSE		LETTUCE, FRENCH DRESSING
	PLUM PUDDING, LEMON SAUCE	
MAPLE MOUSSE		SWEET WAFERS
FRUIT	ROQUEFORT	NUTS
	CAFÉ NOIR	BONBONS

### HINTS ON SERVING

1. Food should always be set down before guests from the right.
2. When a dish is presented from which a guest is to help himself, it should be passed to the left.
3. When a course is finished, the plate should be removed from the left.
4. Plates should be before the guests when they take seats at the table and when one plate is removed it should be immediately replaced by another.
5. At the right of the plate have oyster fork, soup spoon and knives in the order of use, the one first needed farthest from the plate. On the left lay the forks in the order of use, the one first needed farthest from the plate. Let the bowls of the spoons and the tines of the forks be turned upward and the cutting edges of the knives toward the plate. Place the napkin upon the plate or at the left of the forks, with a small thick piece of bread or dinner roll inserted between the folds. The napkin should be simply folded, either standing upright in a sort of triangular form or lying flat with the top part creased and turned back diagonally and the bread tucked under the fold.
6. Set the glass for water above the plate near the center of the cover. Each glass should be filled with cracked ice before the water is poured.
7. Before the dessert is served all the plates, small silver, salt



### COLONIAL DINING-ROOM

The green wall-paper and carpet are particularly effective with the mahogany furniture and white enameled woodwork.





## ENTERTAINING

---

and pepper shakers, and all glasses that will not be used again should be removed. Then the table should be "crumbed," using a silver crumb knife and a plate.

8. Spoons or knives and forks for the sweet course are usually supplied after the table is cleared. Spoons or knives are laid to the right of the plate; forks to the left. If forks only are called for they are placed at the right.

9. Black coffee in small cups (for which sugar is passed) is the last course, and should precede the finger-bowls unless the coffee is to be served to the ladies in the drawing-room. In that case the finger-bowls should be placed before the ladies leave the table.

10. If the coffee is to be served in the drawing-room the waitress covers a large tray with a white napkin, arranges the filled cups, smoking hot, upon it, and carries it into the room where the guests are assembled. Many hostesses prefer this way of serving.

Where there is only one pair of hands to do both cooking and serving still less formality should be observed. The service plate should be omitted; all the knives and forks to be used should be upon the table, with salts and peppers at the corners of the table, or one for every two persons. Bread-and-butter plates, containing butter-ball, and a small butter knife should be placed at the left of the cover before dinner is announced, and a dinner roll folded into the napkin. Glasses should be filled with ice-water and everything needed should be on the side table before the guests are seated. The plates for each course served on the table should be placed in a low pile, not more than three or four at a time, in front of the host or hostess. As each is filled the maid will lift it to her tray, carry and place it before the guest.

### INVITATIONS IN GENERAL

Invitations to luncheon are similar to those used for dinner, although, as the entertainment is generally less formal, the engraved invitation is much less frequent.

Invitations for afternoon or evening entertainments vary according to the number of guests and the degree of formality desired. For small, informal affairs the hostess simply uses her visiting card (or one engraved a trifle larger), writing in the lower left-hand corner "Cards," "Musical," or whatever the entertainment is to be, and under it the date and hour. She may write

## ENTERTAINING

---

under her own name "To meet Miss Mary Jones" if the entertainment is given in honor of Miss Jones.

For informal entertainments, however, the cordial little note of invitation is preferred by many, perhaps because it seems a more direct and personal appeal. It is a subtle compliment, sometimes, well calculated to make a diffident invited guest feel that she is really wanted.

### THE INFORMAL DINNER

The informal dinner, to which only a few guests are invited, is served almost like the formal dinner; but where there is only one waitress it is customary to do a good deal of the serving on the table.

For this simple dinner, soup, a roast, two vegetables, a salad, dessert and coffee amply suffice.

Soup may be served by the hostess from a tureen. The waitress takes one soup-plate at a time from the sideboard, placing it in front of the hostess; when it is filled she passes it to the guest and brings another. Fish may be served by the host and passed in the same manner as the soup. The roast is carved by the host; but entrées, if included in the menu, are served from the side. Vegetables and sauces should be placed on the side-table and passed to each guest when required. The salad may be brought in on individual plates or served on the table by either host or hostess. The dessert is served by the hostess, and the coffee, unless brought in cups from the kitchen, is poured by her. Bonbons and relishes are usually on the table.

### AFTERNOON TEA

The serving of afternoon tea with its dainty accompaniment of sandwiches or cake is coming into ever greater popularity, whether at an entertainment to which cards for "Afternoon tea at four o'clock" are sent or during the customary afternoon calls. In the former case, naturally, the refreshments are usually more elaborate, though in no case should they be heavy, as dinner is so close at hand.

For the small reunion of friends the tea should be made and served by the hostess in the drawing-room or living-room or in summer weather out of doors. Simple sandwiches and cakes are served with hot tea, coffee or chocolate, though tea is preferable,



**BUFFET SUPPER FOR AN EVENING COMPANY**

- Oyster Patties
- Olives
- Rolled Chicken Sandwiches
- Maple Mousse
- Fancy Cakes
- Bonbons
- Coffee
- Chocolate



## ENTERTAINING

---

because less rich and held by most women in high esteem. As Edmund Waller puts it:

Tea does our fancy aid  
Repress those vapors which the head invade,  
And keeps that palace of the soul serene.

In hot weather, however, iced coffee, tea or punch is usually more acceptable. No service or assistance is necessary except to bring in the required articles; the hostess or a friend makes the tea and the guests help each other and themselves.

For the more pretentious afternoon tea, refreshments are served in the dining-room, from a table made beautiful with flowers, lights and tempting viands. At one end of the table is usually a tea-service and at the other a service for chocolate; each is presided over by a friend of the hostess. The refreshments include sandwiches, fancy cakes, olives, bonbons, etc. These are passed to the standing guests by waitresses or young girls, also friends of the hostess. Napkins are a convenience, but not a necessity; sandwiches and cakes are usually placed on the saucer or a plate under it. Frappé is sometimes served in addition to the other delicacies.


### THE EVENING COLLATION

Evening refreshments may be of infinite variety—from the very simple to the most elaborate—without regard to appetite or digestion. The menu may include hot bouillon, hot entrées, sandwiches, cold entrées, salads, coffee, salted nuts, ices and cakes. Coffee may be served in teacups with the supper or in after-dinner cups as a last course. The second way is necessarily customary where guests are not seated at tables.

Only the daintiest of china, glass and silver should appear on the table, and all crowding should be avoided: dishes can be replenished from the pantry if necessary. The table may be simply or elaborately decorated according to the kind of entertainment, the season, and the inclination of the host. Candlelight is to be preferred to any other, both because it is softer and because the candlesticks assist in making the table pretty.

## ENTERTAINING

---









## APPETIZERS

**I**T is customary to serve at the beginning of a meal a dish which, while it may have little food value, whets the appetite and stimulates the flow of digestive juices. At the formal dinner this is ordinarily raw oysters or clams in the shell, or caviar or anchovy canapés; but for other meals the cocktail is coming into ever wider use.

The fruit cocktails are acceptable to many people, and at luncheons frequently form part of the decorative scheme. The cocktail glass should be set on a small linen or paper doily on a plate.

### OYSTER COCKTAIL No. 1

12 oysters	1 saltspoon salt
1 teaspoon grated horseradish	Dash of red pepper
1 teaspoon tomato catsup	1 teaspoon tabasco
2 tablespoons lemon juice	

Put three oysters in each glass. Mix the horseradish and seasonings and pour the sauce over the oysters.

### OYSTER COCKTAIL No. 2

12 oysters	1 tablespoon tomato catsup
1 tablespoon lemon juice	½ saltspoon paprika
1 tablespoon Worcestershire sauce	1 saltspoon salt
5 drops tabasco	

Put three oysters in each glass. Make a sauce of the other ingredients and pour over the oysters.

### LOBSTER COCKTAIL

Cut the lobster into small pieces; mix well with tomato catsup, lemon juice and salt. Serve in cocktail glasses.

**CLAM COCKTAIL**

Follow either of the recipes for oyster cocktails, using little neck clams.

**GRAPE-FRUIT COCKTAIL**

Cut the grape-fruit into halves, crosswise, and scoop out the pulp, rejecting the white inner skin as well as the seeds. Clean the shells; cut the edges with a sharp knife into scallops and throw them into cold water. Set the pulp on the ice. At serving time put a teaspoon of cracked ice in the bottom of each shell; fill with the pulp, mixed thoroughly with powdered sugar and white grapes, if desired; and place a maraschino cherry or bit of bright-colored jelly in the center of each. Lay on paper doilies or surround with bits of asparagus fern.

**MIXED FRUIT COCKTAILS**

Cut into small pieces as many different kinds of fruit as you have in the house; sweeten to taste and set on the ice to chill. At serving time fill the cocktail glasses and place a maraschino cherry or ripe strawberry on the top of each.

Fresh or canned pineapple is one of the most refreshing fruits for cocktails.

**RASPBERRY COCKTAIL**

Mash a pint of ripe, red currants; strain them through cheesecloth; pour the juice over a pint of red raspberries and set on the ice to chill. At serving time sweeten to taste and pour into the glasses, putting a teaspoon of powdered sugar on the top of each.

**STRAWBERRY COCKTAIL**

Slice five or six large strawberries into each glass and squeeze over them the juice of an orange. At serving time add a heaping teaspoon of powdered sugar and a tablespoon of shaved ice.

**PINEAPPLE AND BANANA COCKTAIL**

Take equal parts of banana and fresh or canned pineapple; cut into small cubes and cover with lemon or pineapple juice. Serve in glasses or orange shells placed on autumn leaves or sprays of green fern.

### PEACH COCKTAIL

Fill the glasses with sliced peaches; cover with orange or lemon juice; sweeten to taste; add a little shaved ice and serve.

Apricot and cherry cocktails may be made in the same way.

### AMBROSIA

Fill the glasses with alternate layers of sliced orange and coconut; cover with powdered sugar and place a maraschino cherry on the top of each.

### CAVIAR CANAPÉS

6 squares toast	1 teaspoon chopped parsley
6 teaspoons Russian caviar	1 teaspoon chopped onion
1 hard-boiled egg	

Cut the bread about one-quarter of an inch thick and two inches square (or round) and after it is toasted spread over each slice a teaspoon of ice-cold caviar. Mix the other ingredients; spread the mixture over the caviar and serve with quarters of lemon.

### ANCHOVY CANAPÉS

Cut the bread as for caviar canapés and spread with anchovy paste. Chop separately the yolks and whites of hard-boiled eggs and cover the canapés, dividing them into quarters, with anchovies split in two lengthwise, and using yolks and whites in alternate quarters.

### CHEESE CANAPÉS

1 cup grated cheese	Dash of red pepper
1 teaspoon salt	6 slices buttered bread


Cut the bread into circles, diamonds or squares, butter them lightly and brown by placing in the oven or frying in deep fat. Cover each with a thick layer of the grated cheese to which the seasoning has been added. Bake in the oven until the cheese is thoroughly melted and serve at once.

### HAM CANAPÉS

½ cup minced ham	1 teaspoon chopped parsley
2 tablespoons butter	6 slices buttered bread

Mix the ham, butter and parsley to a smooth paste; prepare the bread as for cheese canapés; spread with the mixture and serve.







## SOUPS

**S**OUPS are wholesome and palatable and should form part of even the informal home dinner whenever possible. They are also excellent luncheon dishes.

It is a good plan to have some sort of vegetable or meat stock always at hand, as this renders the making of soup both easy and economical. With milk at hand, cream soups are likewise easily made.

### MEAT STOCK

To make good soup some kind of meat stock is almost essential. Instruct the butcher to deliver all bones and trimmings removed from roasts; and save all meats and gravies left over from previous meals. By so doing soup may be at once economical and good.

To every pound of meat and bone use one quart of cold water. Cut the meat into pieces and ask the butcher to crush the large bones, so that the gelatine and fat may be fully extracted. Put all in a covered kettle on the back of the stove. When the water becomes red bring the kettle forward and let it heat slowly. Keep the water below the boiling point for three or four hours. If more water is needed, add boiling water. It is not necessary to remove the scum that rises.

Stock should be prepared at least one day before it is to be used, so that the fat on the top may harden and be removed. Do not remove the fat until it is necessary, however, as it aids in keeping the stock sweet.

### VEGETABLE STOCK

1 carrot	1 tablespoon sugar
1 onion	4 tablespoons olive oil
1 stalk celery	2 quarts cold water
2 turnips	2 bay leaves
2 tomatoes	Salt and pepper

Chop the carrot, onion, celery, turnips and tomatoes very fine. Put the sugar in a kettle over the fire, and when it is brown add

## SOUPS

Planned for a  
Family of Four

the olive oil and the vegetables. Add the water and season to taste. Let it simmer for one or two hours; strain and stand aside to cool.

### CREAM STOCK

1 pint milk	1 tablespoon butter
1 tablespoon flour	$\frac{1}{2}$ teaspoon salt
Red or black pepper	

Melt the butter over the fire and add the flour, being careful not to let it brown. Add the milk gradually, stirring constantly to prevent lumps; then add the seasoning.

This cream sauce is used instead of stock as the foundation for many soups.

### CONSOMMÉ

2 pounds lean beef	1 stalk celery
1 small knuckle veal	1 small carrot
2 tablespoons butter	1 bay leaf
1 small onion	2 quarts cold water

The under part of the round of beef is the best for this soup, though any lean portions will do. Cut the beef and veal into small pieces and brown them in the butter over a hot fire. Add the cold water, onion, celery, carrot and bay leaf; simmer slowly for five or six hours in a covered kettle. Take from the fire; cool; remove the fat; strain; reheat and serve.

### BEEF BOUILLON

6 pounds beef and bone	2 quarts water
Pepper and salt	

Cut and break the beef and bone, and put it in the water, letting it simmer for five or six hours. Then cool and strain through a sieve, removing all fatty matter. Reheat, seasoning to taste with pepper and salt.

### CHICKEN BROTH

1 chicken	$\frac{1}{2}$ cup rice
1 quart cold water	1 cup water
Salt and pepper	

Cut the chicken into small pieces and place it in a deep earthen dish; add the quart of water; cover it and set over a kettle of



boiling water, letting it steam until the meat of the chicken has become very tender. Strain off the broth and let it stand over night. In the morning remove the fat and return the liquid to the original earthen dish. Steam the rice in the cup of water until it is soft; add it to the broth and steam the whole from one to two hours longer.

### CLAM BOUILLON

1 dozen clams in shells	1 pint milk
2 cups water	$\frac{1}{2}$ tablespoon butter
Salt and red pepper	

Scrub the clams and put them in a covered vessel over the fire in the water. Heat the milk separately. Boil the clams until the shells open; fill bouillon cups half full of broth; then pour in the milk, to which the butter and seasoning have been added.

### OYSTER BOUILLON

25 oysters	1 pint milk
1 cup water	$\frac{1}{2}$ tablespoon butter
Salt and red pepper	

Wash the oysters; chop them fine; cover with water or oyster juice and cook in a double boiler for one hour, closely covered; strain through a sieve; add the milk, separately heated, and the butter and seasoning. Serve in bouillon cups.

### OYSTER SOUP No. 1

25 oysters and juice	Salt and pepper
1 pint milk	1 hard boiled egg
1 ounce butter	1 soda cracker rolled
$\frac{1}{4}$ cup chopped celery	

Boil the milk and set it aside. Bring the oyster juice to a boil and remove the scum. Put the oysters over the fire with the juice and the butter; let them simmer until the edges begin to curl; add the boiled milk; bring all to a boil and add the seasoning—salt and pepper to taste. Mix the cracker and celery with the egg, finely chopped; put these into a tureen and pour the soup over them.

## OYSTER SOUP No. 2

25 oysters and juice                      1 pint cream stock

Drain the oysters through a colander; strain the juice through a fine sieve; bring to a boil; skim; and when clear add the oysters, washing them first to remove bits of shell. Let them cook slowly until the edges begin to curl; add the cream stock and serve.

## CLAM SOUP

25 small clams                              ½ teaspoon chopped parsley  
1 pint milk                                  1 rolled cracker  
Pinch of mace                              2 tablespoons butter  
1 hard-boiled egg                         ½ teaspoon flour

Wash the clam shells very clean; place them in a pan in the oven for about five minutes, or until the shells open; then remove them from the shells, saving all the juice. Unless the clams are small chop them very fine. Boil the milk; add the juice, the mace, parsley, egg, rolled cracker, and the butter mixed with the flour. Last of all add the clams; bring to a boil and serve.

## CHILE BISQUE

4 sweet chile peppers                    1 egg  
½ cup boiled rice                         ¼ cup cream  
Tabasco and salt                         1 pint hot milk

Remove the seeds and veins from the peppers; boil and press the pulp through a colander. To this add a cup of boiled rice, mashed smooth. Season highly with tabasco and salt. Beat the egg; add the cream, then the hot milk, and pour all into the bisque.

## CREAM OF POTATO

2 medium-sized potatoes                1 bay leaf  
¼ tablespoon chopped onion            1 sprig parsley  
1 pint cream stock

Pare the potatoes and let them soak in cold water for half an hour; then put them in boiling water with the bay leaf and onion, and when soft drain off the water and mash, saving the water and returning the mashed potatoes to it. Strain through a sieve and add the cream stock slowly. Just before serving add the parsley, finely chopped.

### CREAM OF TOMATO

- |                                  |                      |
|----------------------------------|----------------------|
| 1 pint stewed or canned tomatoes | 1 tablespoon sugar   |
| 1 pint cream stock               | Pinch of baking soda |

Heat the tomatoes; strain and add sugar and a pinch of baking soda. At the moment of serving stir in the boiling cream sauce, very slowly to prevent curdling. A spoonful of whipped cream may be served on the top of each plate if desired.

### CREAM OF PEA

- |                             |                        |
|-----------------------------|------------------------|
| 1 cup cooked or canned peas | 1 sprig mint           |
| 1 cup water                 | $\frac{1}{2}$ bay leaf |
| 1 tablespoon chopped onion  | 1 teaspoon sugar       |
| 1 tablespoon butter         | 1 pint cream stock     |

Brown the onion in the butter; add it to the peas, mint, bay leaf, sugar and water and let all simmer slowly for one half hour. Strain through a fine sieve; add the cream sauce and serve.

### PEA-POD SOUP

- |                   |                        |
|-------------------|------------------------|
| 2 quarts pea pods | 1 cup shredded lettuce |
| 1 quart water     | 1 pint cream stock     |

Put the pea pods in the water over the fire, adding the lettuce if you have it, although this is not necessary. Boil down to one pint; strain and add to the cream sauce.

Left-over cooked peas, pressed through a colander to remove the skins, may be added if desired.

### CREAM OF CELERY

- |                             |  |
|-----------------------------|--|
| 1 stalk celery              | $\frac{1}{2}$ tablespoon chopped onion |
| 1 pint boiling water        | $\frac{1}{2}$ bay leaf                 |
| $\frac{1}{2}$ teaspoon salt | 3 cups cream stock                     |

Wash and scrape the celery; cut it into half-inch pieces and cook with the water, salt, onion and bay leaf until thoroughly tender. Mash in the water in which it has boiled; add the cream sauce and serve.

### CREAM OF ASPARAGUS

Proceed as with cream of celery soup, substituting one half bundle of fresh asparagus or an equal amount of canned for the

stalk of celery. Or, the tips of a bundle of asparagus may be cut off for table use and the remainder used for soup. In either case the asparagus will be better if mashed through a colander, thus removing the woody portions.

### CREAM OF CORN No. 1

3 ears corn	1 bay leaf
Water to cover the corn	1 pint cream stock

Run a sharp knife down through the center of each row of kernels, and with the back of a knife press out the pulp, leaving the husk on the cob. Break the cobs and put them on to boil in sufficient cold water to cover them. Boil thirty minutes and strain the liquor. Return the liquor to the fire, and when boiling add the corn pulp and bay leaf. Cook fifteen minutes; add the cream sauce and serve.

### CREAM OF CORN No. 2

1 pint canned corn	1 bay leaf
$\frac{1}{2}$ tablespoon chopped onion	1 pint cream stock

Cook the corn, onion and bay leaf for fifteen minutes; add the cream sauce and serve.

### CREAM OF SPINACH

1 quart spinach	$\frac{1}{2}$ tablespoon chopped onion
1 pint cream stock	

Wash the spinach thoroughly; throw it into a dry kettle and place over the fire, stirring until the spinach is wilted. Drain the spinach, saving the water; chop it very fine; return it to the water; add the onion and cook until thoroughly done, adding a little more water if necessary. Mash in the same water; strain and add the juice to the hot cream sauce.

### CREAM OF LETTUCE

Follow the recipe for cream of spinach, substituting one head of lettuce for the quart of spinach.

### MOCK TURTLE SOUP

- |                    |                                   |
|--------------------|-----------------------------------|
| 1 calf's head      | 1 lemon                           |
| 3 quarts water     | 1 tablespoon Worcestershire sauce |
| 6 potatoes         | 2 tablespoons butter              |
| 2 hard-boiled eggs | 1/2 tablespoon sweet marjoram     |
| Salt and pepper    |                                   |

Clean the calf's head thoroughly and boil it in the water until tender; then pick the meat from the bones and cut it into small pieces. Add the potatoes cut into small dice, the eggs, chopped, the lemon juice, Worcestershire sauce and butter; season with salt, pepper and sweet marjoram; use drop dumplings if desired.

### GUMBO SOUP

- |                     |                 |
|---------------------|-----------------|
| 1 pound beef        | 1 small carrot  |
| 1 quart okras       | 1 large tomato  |
| 1 small onion       | Pinch of cloves |
| 1 sprig parsley     | Salt and pepper |
| 2 quarts cold water |                 |

Cut the beef into small pieces; wash the okras and cut them in slices. Slice the onion; chop the parsley; grate the carrot; and cut the tomato into small pieces. Add the water and seasoning and bring all to a boil. Set aside to cool; skim off the hardened fat; return to the fire and let simmer slowly for four hours, closely covered.

### BEEF SOUP

- |                         |                           |
|-------------------------|---------------------------|
| 2 pounds shin of beef   | 1 teaspoon sweet marjoram |
| 4 tablespoons butter    | 2 whole allspices         |
| 2 onions                | 2 whole cloves            |
| 2 carrots               | Pinch of mace             |
| 1 stalk celery          | Salt and pepper           |
| 2 bay leaves            | 2 quarts cold water       |
| 1 tablespoon cornstarch |                           |

Cut the beef into small pieces; put it in a pan with the butter and brown over a hot fire. Take out the meat and put it in a large kettle with the onions, carrots and celery all chopped fine; add the seasoning and water; bring to a boil and skim well. Set aside to simmer, closely covered, six or eight hours; then strain and set away. Next day remove all the fat from the top and boil half an hour. Thicken with a tablespoon of cornstarch mixed with a little cold water; boil three minutes and serve.

## MUTTON SOUP

2 pounds neck of mutton	1 onion
2 quarts cold water	1 tomato
1 turnip	1 tablespoon pearl barley
Salt and pepper	

Put the mutton in a kettle with the water, vegetables sliced, barley and seasoning. Bring to a boil; skim off the fat and scum; place at the back of the stove to simmer slowly for three hours. Keep the vessel closely covered.

## TURKEY-BONE SOUP

Turkey bones	2 carrots
Water to cover bones	1 tablespoon barley
1 onion	1 tablespoon rice
1 stalk celery	1 sprig parsley
3 potatoes	Pepper and salt

Put the turkey bones in a kettle and cover them with water; boil slowly for three hours; add the other ingredients, chopping the onions, parsley and celery and cutting the potatoes and carrots into small dice. Boil until the vegetables are tender season to taste and serve.

## CHEESE SOUP

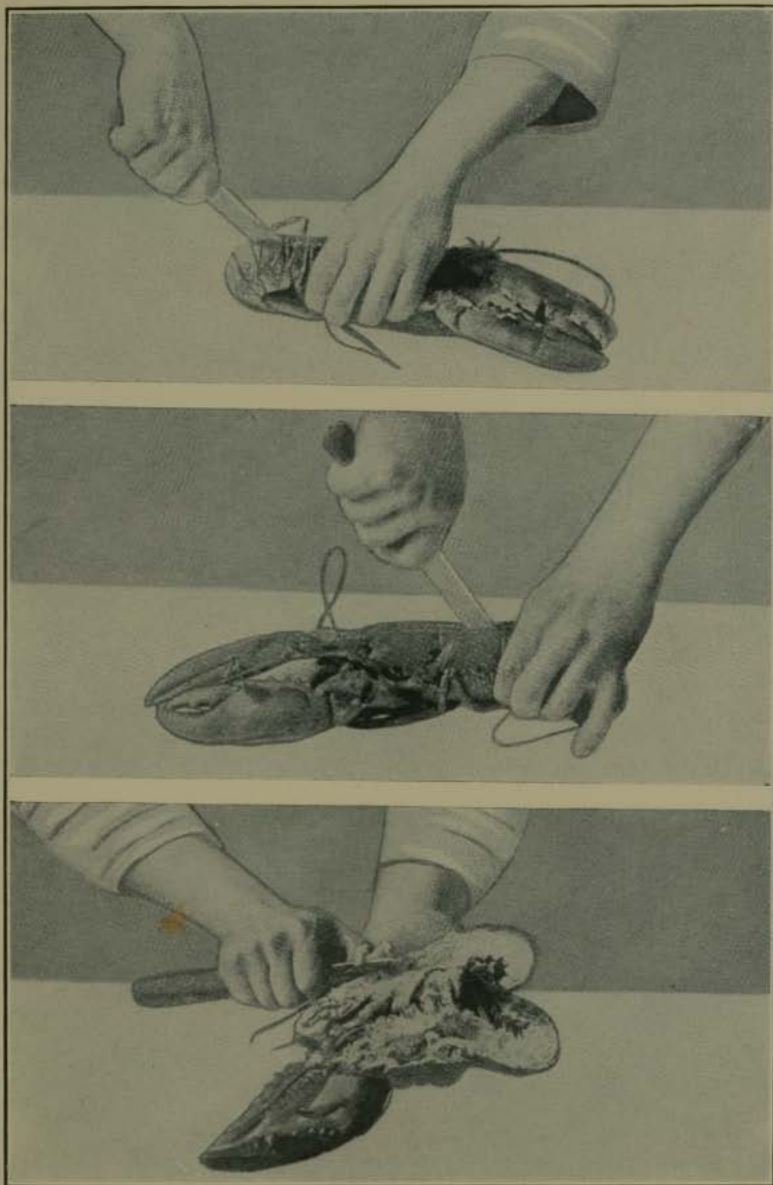
3 cups milk	1 cup grated cheese
1 tablespoon flour	Salt and paprika

Heat the milk in a double boiler, reserving a little to mix with the flour; add this and cook thoroughly. When ready to serve add the cheese and seasoning.



## OX-TAIL SOUP

1 ox-tail	1 stalk celery
½ tablespoon drippings	1 bunch parsley
2 quarts cold water	2 cloves
1 onion	2 peppercorns
1 teaspoon salt	

Cut ox-tail into pieces, separating at the joints. Brown the onion in the drippings of salt pork. Put the meat in a kettle with the water; when it reaches the boiling point add the spices, the onion and the celery and parsley finely chopped. Let simmer for four hours; strain and cool and remove the grease. Reheat; add the salt and serve.



HOW TO SPLIT AND DRESS LOBSTER



SOLE      COD      FLOUNDER



PEPPER POT

- |                       |                               |
|-----------------------|-------------------------------|
| 3 pounds tripe        | 1 chopped onion               |
| 2 quarts water        | 1/2 tablespoon sweet marjoram |
| Small knuckle of veal | 1/2 bunch parsley and thyme   |
| Water to cover veal   | Salt and pepper               |
| 2 potatoes            | Dumplings                     |

Boil the tripe for six hours the day previous to using and save the liquor. Boil the knuckle of veal in a separate vessel in sufficient water to cover it; when the meat separates from the bones strain and add the liquor to the tripe liquor with the seasoning, potatoes and onion. Cut the tripe into pieces half an inch square, and the potatoes likewise. Boil all together for fifteen or twenty minutes, adding the dumplings ten minutes before serving time.

MULLAGATAWNY SOUP

- |                              |                                |
|------------------------------|--------------------------------|
| 1 tablespoon beef drippings  | 2 cloves                       |
| 1 large onion                | 2 peppercorns                  |
| 2 quarts stock               | 1/2 teaspoon curry powder      |
| 2 tablespoons chopped carrot | 1/2 teaspoon salt              |
| 3 tablespoons chopped celery | 2 tablespoons boiled rice      |
| 1/2 lemon                    | 1/2 cup cooked chicken or veal |

Slice the onion and fry it brown in the drippings; put it into the stock, together with the carrot, celery, lemon juice, cloves and peppercorns. Mix the curry powder and salt to a smooth paste with a little water, and add that also. Simmer one hour, strain and cool; remove the fat; add the chicken and rice; reheat and serve.

CHICKEN GUMBO

- |                            |                               |
|----------------------------|-------------------------------|
| 1 tablespoon butter        | 3 small tomatoes              |
| 1 tablespoon chopped onion | Less desirable pieces chicken |
| 1 quart sliced okra        | Flour                         |
| 2 quarts hot water         | Salt and pepper               |

Brown the onion in the butter; add the okra and fry until the okra will rope from a spoon. Stir constantly. Pour all into the hot water and boil down to a quart. Scald the tomatoes; peel them; cut into small pieces and add to the soup. Next sprinkle with salt, pepper and flour the wings, back, neck and other undesirable portions of a chicken and fry them a light brown. Lift from the frying pan with a fork and add to the soup one half hour before serving.

## JULIENNE SOUP

1 quart stock	1 small onion
1 small carrot	1 small tomato
1 small turnip	1 quart boiling water
1 small potato	1 tablespoon barley

Salt and pepper

Cut the vegetables into small pieces, add the water, barley and seasoning and let all simmer slowly until the vegetables are tender. Add the stock; bring to a boil and serve.

## ECONOMICAL SOUP

1 quart stock	2 cloves
1 onion	2 peppercorns
1 small carrot	1 bay leaf
1 teaspoon salt	1 sprig parsley
Water to cover vegetables	Pinch of mace
Leaves and root of celery stalk	

Chop the vegetables and cook them together with the herbs and seasoning in water sufficient to cover them. When done, add the stock and bring to a boil.

## BARLEY SOUP

1 quart stock	1 teaspoon salt
2 tablespoons barley	1 quart water
$\frac{1}{2}$ saltspoon pepper	

Wash the barley and soak it in a quart of water; cook in the same water until tender; drain and add with the seasoning to the boiling stock.

Rice, tapioca or sago may be substituted for the barley.

## VERMICELLI SOUP

$\frac{1}{2}$ cup vermicelli	1 teaspoon Worcestershire sauce
1 quart stock	$\frac{1}{2}$ teaspoon salt
$\frac{1}{2}$ saltspoon pepper	

Cook the vermicelli about ten minutes in boiling salted water; drain and add to the boiling stock, together with the seasoning.

Macaroni may be substituted for the vermicelli if desired; but it will have to cook longer—about half an hour.

### NOODLE SOUP

1 quart stock  
Noodles

$\frac{1}{2}$  teaspoon salt  
 $\frac{1}{2}$  saltspoon pepper

Bring the stock to a boil; add the noodles and seasoning; let both boil together for about five minutes, and serve. The noodles may be made according to the following directions:

1 egg  
 $\frac{1}{2}$  teaspoon salt  
Sufficient flour to make stiff dough

Beat the egg; add the salt; then the flour, sufficient to make a very stiff dough. Knead; toss on a slightly floured board, and roll as thin as possible. Cover with a towel and set aside until the surface is dry; then roll like a jelly roll and cut off thin slices. Dry, and when needed cook twenty minutes in boiling salted water. Drain and add to soup.

### BLACK-BEAN SOUP

1 pint black Mexican beans  
2 quarts cold water

Bones of cold roast  
Salt and pepper

2 tablespoons currant jelly

Put the beans in a kettle with the water and any bones of cold roast beef or mutton or poultry; bring to a boil; skim well; then let simmer for four or five hours, stirring frequently. Remove the bones; strain the juice; and press the beans through a colander, thus removing the skins, which are very tough. Return the soup to the kettle; season to taste; bring to a boil; add the jelly and serve.

### TOMATO SOUP

1 pint stewed or canned tomatoes  
1 pint water or stock  
1 small onion

1 bay leaf  
1 tablespoon butter  
1 tablespoon flour

Salt and pepper

Put the tomatoes over the fire with the water, onion and bay leaf; cook slowly for one half hour; strain through a fine sieve; wash the saucepan; return the tomatoes to it and put again over the fire. Add the butter and flour well rubbed together; stir until smooth; season to taste and serve with Croutons.

## VEGETABLE SOUP No. 1

1½ ounces butter	1 cup beans or split peas
1 small onion	2 quarts water
½ carrot	Pinch of mace
½ stalk celery	1 dozen allspice
Salt and pepper	

Put the butter in a large kettle over a slow fire. While it is melting slice the onion, cut the carrot and celery into small pieces, and put them in the butter, covering them closely until they are slightly browned. Have ready the beans or peas which have been soaked in cold water all night, and bring them to a boil in a quart of water. When the vegetables are browned pour the boiling peas over them; add another quart of water; bring all to a boil; skim well and add the seasoning. Cover the kettle and let it simmer for three hours. Then strain the vegetables and press them through a colander. Return all to the kettle; bring to a boil and serve.

## VEGETABLE SOUP No. 2

½ cup chopped onion	1 tablespoon chopped pepper
1 tablespoon butter or drippings	1½ teaspoons salt
1½ quarts water	1 saltspoon pepper
2 cups shredded cabbage	1 tomato
½ cup chopped carrot	1 cup sliced potato
1 leek	1 tablespoon chopped celery

Brown the onion slightly in the butter or drippings. Have the water boiling hard and add all the vegetables except the potato and tomato. Boil rapidly for ten minutes; then gently for one hour. Add the other ingredients and cook one hour longer. Have the cover partially off the kettle during the entire time.

## PIMIENTO BISQUE

½ cup rice	½ teaspoon salt
3 cups chicken stock	¼ teaspoon tabasco sauce
3 pimientos	Yolk of 1 egg
¾ cup cream	

Wash the rice; cook with the stock until tender; press through a sieve; add the pimientos, likewise pressed through a sieve, and the seasonings. Bring to a boil; add the egg, beaten with the cream, and serve in bouillon cups with Imperial Sticks.

### CLAM CHOWDER

$\frac{1}{2}$ peck of clams in shell	1 quart hot milk
3 potatoes	6 rolled crackers
$\frac{1}{2}$ pound bacon	1 tablespoon chopped parsley
1 tablespoon chopped onion	$\frac{1}{2}$ teaspoon salt
$\frac{1}{2}$ saltspoon pepper	

Wash the clams and place them over the fire in a large covered kettle, with sufficient water to keep the under ones from burning. When the shells at the top have opened, remove all the clams, and when cool enough to handle take them from the shells. Remove the skins and cut into small pieces, leaving the soft part whole. Let the liquor settle; then pour off the top, being careful not to take any of the sediment.

Cut the potatoes into small dice and parboil them, pouring off the water afterward. Cut the bacon in very thin slices and fry. Remove the bacon and fry the onion in the bacon fat and strain. Then boil bacon, onions and potatoes together until the potatoes are tender. Use just enough boiling water to cover them, and drain when done.

Reheat the clams and their liquor; add the hot milk, seasoning, rolled crackers, bacon, onion and potatoes; let all simmer together for five minutes; add the parsley and serve.

### CORN CHOWDER

1 ounce salt pork	1 cup boiling water
2 potatoes	1 pint can corn
1 small onion	1 pint hot milk
Salt and pepper	

Pare and slice the potatoes and onion. Cut the pork into small dice and put over the fire, cooking until crisp and brown; then add the potatoes, onion and boiling water. Boil for one half hour; add the hot milk, corn and seasoning; bring all to a boil and serve.

### TO SERVE WITH SOUP

#### Croutons

Cut bread into half-inch slices; remove the crusts and cut into cubes; put in shallow pans and brown in the oven. Buttering the bread will improve the flavor and insure quick browning.

## SOUPS

Planned for a  
Family of Four


### Pulled Bread

Place a loaf of baker's bread in a baking pan and cover it with a tin plate. Let it remain in a moderate oven about twenty minutes, or until heated through; then with a fork remove the crust and tear the soft part into large ragged pieces. Spread these pieces in a pan and place them in a hot oven until crisp and brown.

This is the bread frequently recommended for dyspeptics, but is delicious served in the place of crackers.

### Imperial Sticks

Cut stale bread into one-third-inch slices and remove the crusts. Spread both sides thinly with butter; cut into narrow strips and brown in a quick oven. Serve with soup in place of croutons or crackers.


















## FISH

AS ordinarily used, the term fish includes, besides the fish proper, many other water animals, such as oysters, clams, lobsters, crawfish, crabs, shrimps, turtle and terrapin. In general fish contains the same kind of nutrients as other food materials, serving the two-fold purpose of tissue-building and the production of heat and energy. It is not so rich in nutrients or fuel value as meat, but furnishes an economical source of nitrogen and lends to the diet that variety which is almost essential.

There are, of course, dangers from eating fish, and though they are scarcely greater than dangers from other kinds of food, it may be well to consider some of them here.

Fish, like meat, may contain parasites injurious to man; but these are destroyed by thorough cooking.

Fish may also contain ptomaines. Their formation frequently accompanies putrefaction, and care should therefore be taken to serve fish only when it is in perfectly healthy condition. Fish which has been frozen and, after thawing, kept for a time before it is cooked, is especially likely to contain ptomaines.

Decomposition can often be recognized by the odor of the fish or by the test of laying the fish in water. Those which sink may be considered undecomposed and wholesome; those which float, unfit for use. The appearance of the fish is another guide: if the eyes have lost their sheen or the cornea is cloudy; if the gills are pale red or the scales dry or easily loosened, or if the meat is so soft that when pressed the indentation of the finger remains, it should be considered unfit for food.

Ordinarily the scales are removed and the fish drawn before it is delivered; but if not, this should be done at once. Then wash the fish thoroughly, wipe it dry, sprinkle with salt and put in a

cold place. In the refrigerator fish will taint butter and other foods if placed in the same compartment, so that in most cases it is better to lay it on a plate on a pan of ice, setting the pan in the cellar. Fish that are frozen should soak in cold water until they are thawed, but should not be allowed to remain until they are flexible. Salt fish should be soaked in fresh water, skin side up, to draw out the salt.

### CLEANING FISH

To remove the scales hold the fish by the tail and scrape firmly toward the head with a small sharp knife, held with the blade slanting toward the tail. Scrape slowly so that the scales will not fly, and rinse the knife frequently in cold water.

If the fish is to be served whole, leave the head and tail on and trim the fins; otherwise remove them.

To open small fish make an incision under the gills and squeeze out the contents by pressing upward from the middle with the thumb and finger. To open large fish split them from the gills half way down the body toward the tail; remove the entrails and scrape and clean, opening far enough to remove all the blood from the backbone, and wiping the inside thoroughly with a cloth wrung out of cold, salted water.

To skin a fish remove the fins along the back and cut off a narrow strip of the skin the entire length of the back. Then slip the knife under the skin that lies over the bony part of the gills and work slowly toward the tail. Do the same with the other side.

To bone a fish clean it first and remove the head. Then, beginning at the tail, run a sharp knife under the flesh close to the bone, scraping the flesh away clean from the bone. Work up one side toward the head; then repeat the same process on the other side of the bone. Lift the bone carefully and pull out any small bones that may be left in the flesh.

### BOILED FISH

Wipe the fish carefully and if fresh, sprinkle thoroughly with salt. Wrap it in a piece of cheesecloth to hold the fish together and to prevent the scum from clinging to the fish, and place it in a kettle of boiling water, adding a teaspoon of salt and a tablespoon of vinegar to every two quarts of water, also a slice of onion, a bay

leaf and a sprig of parsley. Cook slowly, following the time table in the front of the book; lift and drain carefully; open the cloth and turn the fish upon the serving platter, garnishing with parsley and slices of lemon. The fish is done when the flesh is firm and separates easily from the bone.

As fish used for boiling has little fat and is cooked in none, it needs a rich sauce to make it palatable. Drawn butter, egg, Hollandaise and Béchamel sauces are used.

### BAKED FISH

Wash and dry the fish, rubbing inside and out with salt; stuff with forcemeat or bread stuffing and sew. Cut gashes two inches apart on both sides, alternating, and into each slip a narrow strip of salt fat pork. Sprinkle with salt and pepper and place in a hot oven without water. As soon as it begins to brown add hot water and butter and baste every ten minutes. Bake until done, allowing an hour or more for a large fish, twenty or thirty minutes for a small one. Remove to a hot platter; draw out the strings; wipe off all water or fat and remove pork; garnish with slices of lemon well covered with chopped parsley and serve with Hollandaise sauce.

### BROILED FISH

For broiling large fish should be split down the back and head and tail removed; salmon and halibut should be cut into one-inch slices, and smelts and other small fish left whole. Wipe the fish as dry as possible; sprinkle with salt and pepper and if the fish is dry and white brush the flesh side well with olive oil or butter. Put in a well-greased broiler, placing the thickest parts of the fish toward the middle or back of the broiler. Hold over a hot fire until the flesh side is nicely browned; then cook the skin side just long enough to make the skin crisp. Small fish require from ten to fifteen minutes, large fish from fifteen to twenty-five. To remove from the broiler loosen one side first, then the other, and lift carefully with a cake turner. Place on a platter; spread with butter and stand in the oven for a few minutes. Garnish with lemon and serve with Maitre d'Hôtel sauce.

### FRIED FISH

Wash and dry the fish; season with salt and pepper; dip in fine bread crumbs, then in beaten egg, then in bread crumbs again.

Place the fish in a frying basket and fry in hot fat, preferably olive oil. Be sure that the fat is hot; test it by lowering a small piece of bread; if it browns in thirty seconds the fat is sufficiently hot. Put only a few pieces of fish in the basket at a time and remove them as soon as they are brown. Garnish with parsley and serve with Tartare sauce.

### SHAD ROE

Shad roe may be baked, broiled or fried. To broil, wipe dry; sprinkle with pepper and salt and cook five minutes on each side. Butter well and stand in the oven for a few minutes; then serve garnished with parsley and lemon. To fry, proceed as with fish, but cook the roe for ten minutes first in boiling water.

### BAKED SHAD

Clean and split a three-pound shad, placing it skin side down in a baking pan. Sprinkle with salt and pepper; spread with butter and thin slices of bacon and bake twenty-five or thirty minutes in a hot oven. Garnish with parsley and slices of lemon.


### PLANKED SHAD

Clean and split a three-pound shad. Heat the plank very hot; lay the fish upon it, skin side down. Brush the flesh carefully over with olive oil or butter; then sprinkle with salt and pepper. Bake for thirty minutes in a hot oven. It may be cooked in a gas range, having the flame over the fish. When cooked pour over the fish two tablespoons of melted butter and the juice of one lemon. Garnish with parsley, quarters of lemon, and mashed potatoes. Shape the potatoes by means of a forcing bag and star tube; brush over with beaten yolk of egg; then brown in the oven. Set the plank on a serving dish and serve.

### PLANKED HALIBUT

Trim the ends of a solid piece of halibut, weighing about four pounds and cut the entire width of the fish. Peel and slice three onions into a baking pan, and on these lay the halibut. Squeeze the juice of a small lemon over it; put some pieces of butter on the top; pour in half a cup of white stock and half a cup of white wine. Bake for three quarters of an hour; baste several times with the liquid in the pan. Add a little salt.







CARVING

Loin of Beef (upper cut)

Loin of Beef

Rolled Ribs of Beef



TURBOT

CRAB

SALMON

When ready lift out the fish on to a hot plank. Put some hot mashed potatoes through a forcing bag round the fish, brush with beaten egg, and return to a hot oven to brown the potatoes. Fill up the space between the fish and potatoes with hot vegetables. Decorate with pieces of cooked cucumber, which have the centers removed and filled with cooked and seasoned peas.

### BAKED FILLETS OF HALIBUT

Cut the halibut into small fillets; season and place in a shallow pan, covered with buttered paper. Bake in a hot oven from ten to fifteen minutes. Garnish with parsley and serve with Hollandaise sauce.

### FRIED SMELTS

Clean the smelts, leaving on the heads and tails. Sprinkle well with salt, pepper and flour; dip in egg, then in fine bread crumbs, and fry in deep fat. Garnish with parsley and slices of lemon and serve with Tartare sauce.

### SALT-FISH DINNER

1 pound codfish	2 tablespoons fat
1/2 pound salt pork	2 tablespoons flour
2 cups skim milk	Speck of salt
Dash of red pepper	

Cut the codfish in strips; soak in lukewarm water and cook below the boiling point until tender. Cut the pork into one-fourth inch slices; cut several gashes in each piece; fry slowly until golden brown and remove, pouring off the fat. Out of two tablespoons of the fat, the flour, seasoning and milk make a cream sauce. Put the codfish on a platter with pieces of pork around it; and serve with boiled potatoes and the cream sauce.

### CODFISH

Let the fish soak in cold water for four or five hours to draw out the salt; wash the fish very clean; put it in a kettle with cold water; bring to a boil; then stand aside where it will keep just below boiling temperature. When perfectly tender, drain; put on a platter and cover with cream sauce.

## CODFISH BALLS

1 cup codfish  
1½ cups mashed potato  
Yolk of 1 egg

1 tablespoon soft butter  
Dash of pepper  
White of 1 egg

Flour

Wash the fish in cold water and pull in small pieces; mix with the potatoes. Beat the egg; stir to a paste with the butter; add pepper, then the whites beaten to a stiff froth. Turn in the fish and potato; mix well with a fork; flour the hands and roll the mixture into round balls. Flatten to one-half inch thickness and fry in hot fat.

## SALMON SURPRISE

1 can salmon  
1 cup cream sauce  
1 cup mashed potatoes

Remove the salmon from the can; place it in a colander and wash under running water. Break into small pieces; mix thoroughly with hot cream sauce and pour into a baking dish. Cover with mashed potatoes and bake until the potatoes are browned.

## CREAMED SALMON

1 can salmon  
1 cup cream sauce

Remove the salmon from the can; place it in a colander and wash under running water or scald with boiling water. Break into small pieces; stir into the hot cream sauce; bring all to a boil and serve in patty cups or on toasted bread or crackers.

## FRIED SCALLOPS

Clean the scallops; cook until they begin to shrivel; drain and dry between towels. Roll in fine bread crumbs, salt and pepper; dip in beaten egg; roll again in crumbs and lower for a minute or two into very hot fat. Drain on paper and serve.

## CLAMS

Clams may be stewed, panned or cooked in other ways like oysters. They are also good made into fritters.

### CLAM FRITTERS

3 eggs  
1/2 cup milk

1 cup flour  
25 clams

Beat the eggs; add the flour gradually with the milk, beating until perfectly smooth. Chop the clams; drain off the juice; stir them into the batter; mix thoroughly and drop into boiling hot fat.

### CREAMED CLAMS

2 dozen clams  
1 tablespoon butter  
1 tablespoon flour

1/2 cup clam juice  
1/2 cup rich cream  
Salt and paprika

Chop the clams fine. Melt the butter and cook the flour in it; add the clams and juice; simmer for ten minutes and add the cream. Bring to a boil; season and serve with thin slices of buttered toast.

### FRIED OYSTERS

Select large oysters; drain them and dry between soft towels. Dip each oyster in beaten egg until it is thoroughly coated; then roll in cracker dust or fine bread crumbs well seasoned with salt and pepper. Lay the oysters in a wire basket, a few at a time, and lower them into boiling hot fat. Test the fat by lowering a piece of stale bread into it; if it browns in thirty seconds the fat is sufficiently hot; if it burns the fat is too hot. Fry the oysters a delicate brown; drain them over the fat; then lay on brown paper in the oven until serving time.

Olive oil is best for frying, though suetine, cottolene, crisco, or a mixture of suet and lard brings good results. Butter alone or lard alone should never be used.

### OYSTER PIE

40 large oysters  
2 hard-boiled eggs  
Salt and pepper  
Little grated nutmeg

1/2 tablespoon chopped onion  
1/2 tablespoon chopped parsley  
2 tablespoons flour  
4 tablespoons butter

Put the oysters over the fire in their own liquor; add the other ingredients, rubbing the butter to a paste with the flour first. Stir until the butter is thoroughly melted; then pour into a deep

pudding dish, the sides of which are lined with half puff-paste. Have an inverted cup in the center of the dish to support the top crust; cover with paste; fasten the edges securely and make a few slashes to allow the steam to escape. Bake in a quick oven for about a half hour. When brown on the top, cover with paper to prevent the crust from burning.

### SCALLOPED OYSTERS

Butter a baking dish and fill it with alternate layers of oysters and bread crumbs, making the bottom layer oysters and the top layer crumbs. Season each layer of crumbs thoroughly and dot with small pieces of butter. When the dish is full moisten with equal parts of oyster juice and milk.

### CREAMED OYSTERS

1 pint oysters	1 tablespoon butter
$\frac{3}{4}$ cup milk	Salt and pepper
1 tablespoon flour	Dash of celery salt

Heat the oysters in their own liquor, removing the scum that rises. Melt the butter in a separate pan; stir in the flour; add the milk gradually, stirring constantly to prevent lumps. Pour the oysters into the cream sauce thus made and just before serving add the seasoning. Serve in patty shells or on buttered toast.

### OYSTER STEW

1 pint oysters and juice	Salt and red pepper
1 pint hot milk or cream	1 ounce butter

Put the oysters over the fire in their own liquor; the moment they come to a boil, skim carefully and add the hot milk or cream. Skim again; remove from the fire and add the butter and seasoning.

### SHIRRED OYSTERS

Place small squares of toast in a pan and on each as many oysters as it will hold, well seasoned with salt, pepper and bits of butter. Cover the pan and cook the oysters in the oven until they are plump and curled at the edges. Serve immediately.

### PANNED OYSTERS

25 oysters  
1 tablespoon butter  
Squares of toast  
Juice of  $\frac{1}{2}$  lemon  
Salt and pepper

Melt the butter over the fire; add the lemon juice, then the drained oysters. Cook until the edges begin to curl; season and serve on small squares of toast.

### BROILED OYSTERS

Wash the oysters and dry them with a soft towel. Dip them in melted butter and lay them on a broiler which has been well greased with salt pork or butter. Broil on both sides for a few minutes; lay on buttered toast and season with salt, pepper and butter.

Oysters cooked on both sides on a buttered gridiron have the flavor of broiled oysters, and are more easily prepared.

### TERRAPIN

Drop the live terrapin in hot water and boil until the skin can be pulled from the legs. When cool, take off the shells; pull out the claws; open the body and remove carefully the sand bag and gall, being careful not to break them; also the entrails, lights, heart, head, tail and white muscles. The remainder of the terrapin is to be used when cut into small pieces.

### STEWED TERRAPIN

1 terrapin  
 $\frac{1}{4}$  pound butter  
1 tablespoon flour  
 $\frac{1}{4}$  cup cream  
Yolk of 1 egg  
Salt and cayenne  
Pinch of mace  
1 tablespoon currant jelly

Rub the butter in the flour and add it to the terrapin; add the cream in which the egg has been beaten, salt, cayenne, mace and jelly. Simmer for ten minutes and serve.

### LOBSTER

Select a live lobster of medium size but heavy in proportion to its size. If the tail springs back quickly when straightened, the lobster is fresh.

To kill the lobster grasp it by the back and put its head under hot water; then its body, and quickly cover the kettle. The lobster will die immediately, but should remain in the water about twenty minutes, boiling all the time.

The meat should not be eaten until cold and should never be kept more than eighteen hours after cooking. It should not be removed from the shell until it is to be used.

Remove the meat from the shell, discarding the gills, stomach and intestines. Garnish with small clams and lettuce leaves.

### PLANKED LOBSTER

To plank a lobster heat the plank very hot. Kill the lobster by splitting it into halves, lay it on the plank shell side down; put it under the gas for twenty minutes; baste with butter; dust with salt and pepper, and cook ten minutes longer. Garnish with small fried French potato balls and grated cucumber in tiny lettuce leaves.

### DEVILED CRABS

6 crabs	$\frac{1}{3}$ cup cream
1 hard-boiled egg	Salt and cayenne
2 tablespoons butter	$\frac{1}{4}$ teaspoon sweet marjoram
Grated nutmeg	Cracker dust
1 raw egg	

Put the crabs into hot water; add salt and boil for thirty minutes. Or, buy crab meat already picked and ask the dealer for six shells. Cut the meat into small pieces; add the hard-boiled egg, cream, butter and seasoning and cook for a few minutes over a hot fire, thickening the mixture with cracker dust. Fill the shells; dip them in the raw egg, beaten; then in cracker crumbs; place in a hot oven or drop into boiling fat and fry until brown.

### FROGS

Only the hind quarters of frogs are cooked. Wash and dry them; skin and dip them in milk; sprinkle with salt, pepper and flour and fry in boiling hot fat. Or put them in a saucepan with butter, a sprinkling of flour and pepper and salt. Shake over the fire for a moment; add a little water; simmer until tender and almost dry; then add a cup of cream and a large lump of butter rubbed together with a little flour. Bring to a boil and serve.
















## MEATS

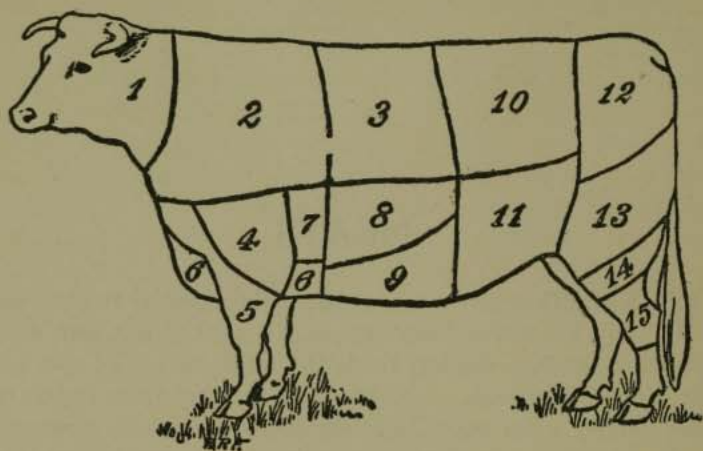
**W**HETHER or not meat is absolutely essential to the human body has never been adequately worked out, but animal flesh has been from earliest times the staple article of diet wherever it could be found. It is true that the American Indian subsisted largely upon maize, and developed enormous strength in the practice, but it is likewise true that he ate meat whenever it was available. There is a flavor in the so-called "extractives" of meat which nothing can altogether replace, no matter how firmly we may be convinced that other foods contain as much or more protein and fats.

The cooking of meats is more important, perhaps, than the cooking of any other kind of food, as good cooking enhances and poor cooking lessens or destroys the nutritive value. In general it may be said that cooking develops the pleasing taste and odor of the meat and softens and loosens the protein of the connective tissues, thus making the meat more tender. Extreme heat, however, tends to harden the albuminoids of the lean portions and to weaken the flavor of the extractives.

Fresh meat should never be permitted to soak in cold water, as cold water draws out the juices. It should in most cases simply be wiped with a damp cloth, and if washed should be dried immediately.

Meat is in most households the most expensive food placed upon the table and unfortunately not always the richest from the physiological standpoint. It therefore behooves the housewife to buy as wisely as possible and to consider some of the suggestions found in the following pages for cooking the cheaper cuts of meat.

"Take the side of a steer lying in a butcher shop and consider it as composed of three equal parts," says Dr. Harvey W. Wiley.



1. Neck
2. Chuck
3. Ribs
4. Shoulder clod
5. Fore shank
6. Brisket
7. Cross ribs
8. Plate
9. Navel
10. Loin
11. Flank
12. Rump
13. Round
14. Second cut round
15. Hind shank

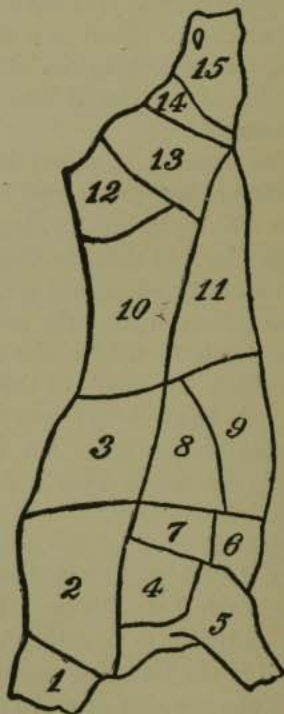


DIAGRAM OF CUTS OF BEEF



“At wholesale prices one of these parts will cost the butcher today  $6\frac{3}{4}$  cents per pound, another  $7\frac{1}{2}$  cents, the other 16 cents. Now, there is not the slightest difference in the quality of these three cuts. One tastes just as good as the other and is just as nutritious if properly cooked. The only reason that one part costs more than twice as much as the other is that there is twice as much demand for that particular cut of beef. The average family uses cuts that come from 28 per cent of the steer. This leaves 72 per cent of so-called ‘rough meat’ in the carcass that costs only about half as much as the other 28 per cent. Yet, I repeat, there is no practical difference in the meat. One can be made just as palatable as the other, and the ordinary housewife can almost cut her meat bill in two and, at the same time, set just as good a table as usual if, instead of buying the expensive cuts, she gets the cheaper ones and prepares them carefully.”

### Roasting

The chief point to remember in roasting is that the meat should be quickly browned in order that the crust thus formed may retain the juices. The oven should therefore be hot when the meat is put in and the heat, if possible, gradually reduced.

Wipe the meat with a damp cloth, but do not wash it. Sprinkle with pepper and salt and just a little flour, and put in a pan with a small piece of fat or drippings. When the meat is seared, add a little water and baste every ten minutes. When one side is thoroughly browned, turn over and brown the other side. When done, remove the roast; pour off almost all of the fat and make a brown sauce according to the directions in the chapter on “Sauces.”

If the meat is very lean it is a good plan to lay thin slices of fat meat, bacon or pork over the top.

### Broiling

The object of broiling is to coagulate as quickly as possible all the albumen on the surface of the meat, sealing up the pores so that none of the juices may escape. It is therefore a good plan to warm the gridiron before putting on the meat so that none of the heat may be conducted away. The broiling should be done over

a clear fire at least two inches away from the gridiron. Meat cooked by this method is more wholesome than meat cooked in any other way; but if the fire is not hot, most of the juices will be lost. Season with salt, pepper and butter when the meat is done; do not season before cooking, as salt draws out the juices.

Pan-broiling is less desirable than broiling over hot coals, though when properly done the meat has much the same flavor and appearance. Have the pan red hot and if the meat is very lean, rub the pan with fat; but do not leave any fat in the pan. Sear the meat quickly on one side, then on the other; then cook, turning several times. Season and serve.

### Boiling

Boiling is one of the easiest methods of cooking meat, but it is not satisfactory unless the proper method is followed. In making soup the meat is put in cold water to draw out the juices; in boiling it should be put in hot water, so that the meat and not the water may retain the juices and flavoring. Some of them will necessarily escape, but the boiling water coagulates the albumen on the surface of the meat, forming a sort of coat.

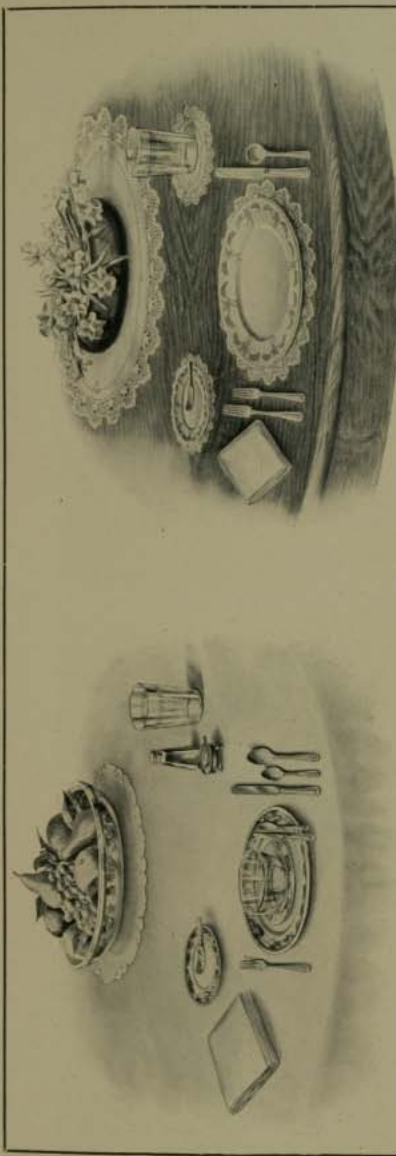
Salt meat should be soaked in cold water before boiling, but fresh meat should simply be wiped with a damp cloth. Have the kettle scrupulously clean; put in it enough water to cover the meat and when boiling drop in the meat. Boil hard for five minutes; then draw the kettle aside and let the meat cook slowly. Cover closely and remove all scum that rises.

### Frying

Frying is cooking in very hot fat, and the secret of success is to have the fat hot enough to harden the outer surface of the meat immediately and deep enough to cover the meat. As the fat can be saved and used many times, the use of a large quantity is not extravagant.

Have a frying pan with a wire basket and arrange the pieces of meat or croquettes so that they will not touch each other. Plunge them in the fat, testing it first with a small piece of bread, which should brown in thirty seconds. When cooked, drain the meat over the hot fat; shake the basket and place the pieces on soft paper so that the fat may be absorbed.

Olive oil is best for frying; but as it is expensive for general use,



For a Breakfast

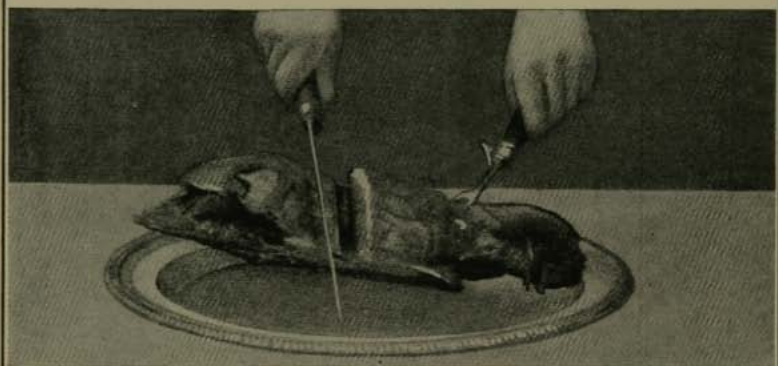
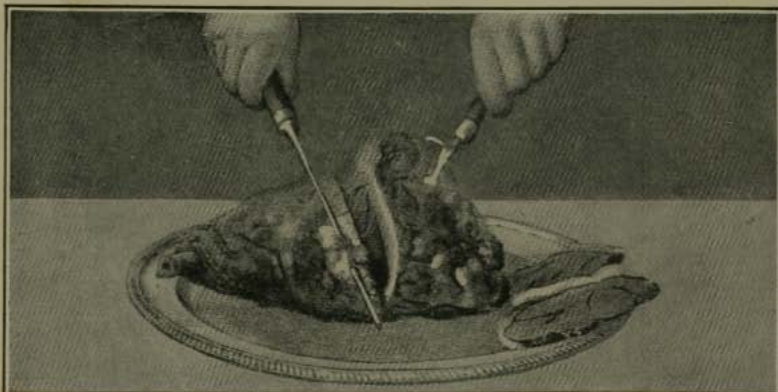


For a Luncheon



For a Formal Dinner

PROPER ARRANGEMENT OF TABLE



### CARVING

Leg of Mutton

Shoulder of Mutton

Shoulder of Mutton

various compounds such as cottolene, suet, lard, crisco, etc., may be used. These on the whole are better than lard, which is easily absorbed and therefore apt to make the food greasy. Suet and drippings are cheapest; but suet alone cools quickly and leaves a tallowy taste.

Dry the meat; roll it in fine bread crumbs; then dip it in beaten egg diluted with water; roll it in bread crumbs again and fry. The white of the egg hardens immediately if the fat is sufficiently hot and the fat cannot penetrate to the meat. Mix a little salt and pepper with the bread crumbs.

### Sautéing

Sautéing is commonly called frying: it consists in cooking with a little fat in a shallow pan. This method is apt to make the articles greasy and is therefore to be used with caution. Butter is generally used, though olive oil is more wholesome.

### Braising

Braising is a cross between boiling and baking and is one of the best methods of cooking large pieces of tough, lean meat. The meat is placed in a closely covered pan partly filled with hot stock or water and cooked slowly in the oven. Bay leaf, carrot, onion and herbs are added, and the meat is usually seared first to prevent escape of the juices in the water.

### Stewing

Stewing consists in cooking meat in a little water in a closely covered vessel. Thickening and vegetables are usually added. Cut the meat in small pieces and brown over the fire; add boiling water; cook for a few minutes; then reduce the heat and cook very slowly. The long-continued action of the heat softens the fibers and renders the coarsest and cheapest kinds of meat tender and palatable.

### Fricasseeing

To fricassee meat sauté it first to keep in its juices, then stew until tender and serve with white or brown sauce made from the juice in the pan.

## PURCHASING BEEF

Roasting—ribs, loin, rump and pin-bone. Second cut from thinnest side of ribs and sirloin are best pieces.

Broiling—loin, rump, skirt. Tenderloin and sirloin the best.

Boiling—round.

Stewing—round, brisket, etc.

Soup—shin, leg, neck, etc.

Broth—neck, round, etc.

## POT ROAST

Pot roast calls for brisket or round and is one of the cheaper dishes of meat. Wipe the beef with a clean, wet cloth; sear by placing in a hot frying pan and turning until the entire surface is browned, then put in a kettle with not more than a cup of hot water; cover tightly and keep just below the boiling point. Do not let the meat boil dry, but add only enough water to keep it from burning. Cook until tender and add pared potatoes one half hour before it is done. Serve with brown sauce made from the fat in the pot.

## ROAST BEEF WITH YORKSHIRE PUDDING

2 cups flour

½ teaspoon salt

3 eggs

2 cups milk

Roast the beef as usual. Mix the flour with the salt; add the beaten eggs and the milk and stir until the batter is smooth. Pour into a shallow baking pan containing a little of the drippings from the roast beef. Let the batter be only one inch thick and bake from thirty to forty-five minutes, basting, after it is risen, with some of the fat from the pan in which the beef is roasting. Cut into squares and place it around the roast beef.

## BEEF À LA MODE

5 pounds beef from the round

Lardoons of pork

Salt and pepper

Flour

Water

½ cup carrot

½ cup onion

½ cup turnip

Bay leaf

Sprig of parsley

Make eight or ten deep incisions in the meat and press into them lardoons of salt pork. Brown the meat in pork fat or drip-

pings; season, dredge with flour and brown again. Raise the beef on a trivet, put in water to half cover it, and the vegetables sliced or cut into cubes, bay leaf and parsley. Cover closely and cook below the boiling point for about four hours. Remove meat to platter; surround with vegetables and make a brown sauce of the strained liquor.

### BEEF TERRAPIN

Shin of beef	1/4 pound butter
Salt and red pepper	1 cup cream
3 blades mace	1 heaping teaspoon flour
2 tablespoons currant jelly	

Have the shin of beef sawed through the bone in three places; put it in a vessel over the fire; cover with boiling water and throw in a tablespoon of salt. Boil slowly until tender (three or four hours), adding more water if necessary. When the meat is done, remove and cool it, saving the broth for soup. Cut the cold meat into half-inch dice; add seasoning and butter and the flour well mixed with the cream. Bring to a boil, stir in the jelly and serve.

### PLANKED STEAK

Nearly all planking boards are now fitted out with steel rods or bars to hold the steak in place and grooves for the conservation of the gravy. Before using, heat the board very hot before the fire or in the oven, lay the steak on and fasten into place. Brush over with olive oil or melted butter; dust with salt and pepper and lay the plank in the broiler chamber of a gas range for at least fifteen minutes. Baste frequently and reverse the plank from time to time.

While the steak is cooking press fresh-boiled potatoes through a ricer; season with salt and pepper; add a little butter and cream; and beat with a fork until very light. When the steak is nearly done take the board from the oven; put the beaten potato into a pastry bag and force through the tube, rose fashion, at regular intervals along the edge of the steak on the board.

Between the potato roses make little mounds of cauliflower, mushrooms, spinach or onions. Return to the oven and allow them to brown delicately. Garnish with cress and send the steak to the table on the plank, setting it on a large platter or tray.

## PLANKED STEAK WITH OYSTERS

Have an extra sirloin neatly trimmed; put it on the broiler; broil five minutes on one side; turn and broil five minutes on the other side. Make the planking board very hot while the steak is broiling. Put the steak on; garnish the board quickly with mashed potatoes and put it under the broiler. Turn the steak once. Dust with salt and pepper and rub with butter. Cover the top with broiled oysters, then run it again under the broiler for a few minutes. Serve very hot.

## PLANKED SALISBURY STEAK

1 pound lean beef	Mashed potatoes
Salt and pepper	3 baked bananas
1 teaspoon onion juice	1 cup cream sauce
$\frac{1}{2}$ cup grated horseradish	

Chop the meat very fine; season with salt, pepper and onion juice; make it into three cakes. Put the cakes on a hot plank and then under the broiler. It is wise to turn a Salisbury steak once during the cooking. When done garnish the plank with mashed potatoes; put it back until brown. Have ready a baked banana for each cake. Make a cream sauce; add to it half a cup of grated horseradish; fill this around the board; put the baked bananas on top and serve.

## CORNED BEEF

All corned beef requires to be boiled slowly. Put it on in cold water; allow twenty-five or thirty minutes for every pound of beef. Let it come slowly to a boil, then allow it to simmer.

Cabbage is usually served with corned beef but should not be boiled with it. Parsnips or turnips may be served if preferred.

## PICKLE FOR CORNING BEEF

3 gallons water	1 ounce pearlsh
$6\frac{3}{4}$ pounds salt	$2\frac{1}{2}$ pounds sugar
1 pint molasses	

This pickle is sufficient for fifty pounds of beef. When salt and sugar are thoroughly dissolved lay in the beef. It will be ready for use in twelve or fourteen days, but can remain in the pickle five or six weeks without injury.



### ROLLED STEAK

- |                              |                |
|------------------------------|----------------|
| 1 small skirt steak          | 1 cup stock    |
| 1 tablespoon chopped parsley | 1 slice carrot |
| 1 tablespoon chopped onion   | 1 bay leaf     |
- Salt and pepper

Trim the steak; sprinkle it with parsley and onion; season with pepper and salt; roll and tie it. Place it in a small roasting pan with the stock (or water if you have no stock), carrot and bay leaf and roast for one hour, basting constantly. Serve with tomato or brown sauce.

### MOCK DUCK

- |                             |                                      |
|-----------------------------|--------------------------------------|
| 1 pound round steak         | $\frac{1}{2}$ saltspoon pepper       |
| 4 tablespoons bread crumbs  | $\frac{1}{2}$ teaspoon powdered sage |
| $\frac{1}{2}$ teaspoon salt | 2 teaspoons chopped onion            |
- Milk to moisten the bread

Purchase a steak of uniform thickness and remove all the fat. Prepare a filling as follows: Mix together the crumbs, salt, pepper and sage; scald the onions to soften them and to remove the strong flavor, and add them to the crumbs, moistening all with milk. Wipe the steak with a damp cloth; spread the filling evenly over the meat; roll and tie it, sewing the ends to keep it together. Place it in a roasting pan with a little water and bake for about three quarters of an hour, basting frequently. Serve with currant jelly.

### MOCK RABBIT

- |                                  |                               |
|----------------------------------|-------------------------------|
| 1 pound round steak              | 1 egg                         |
| $\frac{1}{2}$ pound sausage meat | 1 onion                       |
| 3 slices moistened bread         | $\frac{1}{4}$ pound salt pork |
- Salt and pepper

Chop or grind the meat. Chop the onion and cook it in the fat tried out of a small portion of the pork; add the bread and cook a few minutes. When cool, mix with the other ingredients except the pork; form into a long, round roll, smoothing it by moistening the hands with cold water. Cut the pork in thin slices; lay them over the loaf and bake for forty minutes in a hot oven.

The sausage may be omitted if desired and more seasoning used in its place.

## BEEF CHOP SUEY

2 sweet peppers	1 tablespoon chopped parsley
1 pint tomatoes	Salt and pepper
2 tablespoons chopped celery	1½ pounds beefsteak

Choose tender steak and cut it into small pieces. Sauté the vegetables in hot fat or butter and season well; cook for ten or fifteen minutes; then pour over the beef which has been cooked in similar fashion in another pan.

## SPANISH BEEFSTEAK

2 pounds steak	Salt and red pepper
Bacon or salt pork	½ cup milk
½ cup water	

Have the steak about one inch thick; pound until thin; season and cover with a layer of bacon or salt pork cut into thin slices. Roll the steak; tie it with a cord and place it in a covered baking dish with the milk and water. Cook two hours, basting occasionally.

## MEXICAN BEEF

2 chile peppers	Butter or drippings
1 pint warm water	Clove of garlic
2 pounds beef	Boiled Mexican beans

Remove the seeds from the chile peppers; soak the pods in the warm water until soft; then scrape the pulp from the pods and add it to the water. Cut the beef into small pieces and brown in butter or savory drippings. Add the garlic and chile water and cook until the meat is tender, adding more water if necessary. Thicken with a few crushed beans and serve with Mexican beans, either mixed with the meat or used as a border.

If chile peppers cannot be obtained, water and cayenne may be substituted, and if Mexican beans cannot be obtained, other dried beans may be used.

## GUISO

1 small round steak	1 onion
1 tablespoon drippings	4 Mexican peppers
4 tablespoons boiled rice	Salt
2 cups boiling water	Flour to thicken

Wipe the meat with a damp cloth; cut it into small pieces and put it in a frying pan with the drippings, rice, half the boiling

water and the onion, sliced. Cover and cook slowly until tender. Remove the seeds from the peppers; cover them with another cup of boiling water and let them stand until cool; then squeeze them from the water with the hand, getting out all the pulp. To the water and pulp add salt and a little flour to thicken; pour over the cooked meat; boil for a minute and serve. This is one of the most palatable of Mexican dishes.

### FILIPINO BEEF

1 pound round beef	1 cup stale bread crumbs
½ pound lean fresh pork	1 egg
1 small onion	2 cups stewed tomatoes
1 green pepper	2 slices bacon
1 teaspoon salt	1 tablespoon butter
1 tablespoon flour	

Remove the seeds from the pepper and run it through the meat grinder with the meat and onion. Add crumbs, beaten egg and seasoning; make into a roll; place in a shallow baking dish; pour the strained tomatoes around it; put the bacon on top and bake forty minutes, basting with the tomatoes. Thicken the gravy with the flour cooked in the butter, and serve.

### HUNGARIAN GOULASH

1 pound top round of beef	1 small onion
1 ounce salt pork	1 bay leaf
1 cup tomatoes	3 whole cloves
½ stalk celery	3 whole peppercorns
1 blade mace	Flour
Salt and paprika	

Fry the salt pork until a light brown; add the beef, cut into two-inch pieces and sprinkled with flour; cover with water; let simmer for two hours and season with salt and paprika. Then cook the vegetables and spices for twenty minutes in water sufficient to cover them; rub them through a sieve and add to some of the stock in which the meat was cooked. Thicken with flour, using a tablespoonful moistened in cold water to each cup of liquid, and season. Serve the meat on the platter with the sauce poured over it. Potatoes, carrots and green peppers, cooked until tender and cut into small pieces or long narrow strips, are usually put over the top.

**SOUR BEEF**

Take a piece of beef from the rump or the lower round; cover with vinegar; add sliced onion, bay leaves, a few whole spices and salt. Let it stand a week in winter or three days in summer, turning it every day and keeping it covered. When ready to cook put a piece of fat in an iron pan; brown the meat; then strain the liquid over it and cook until the meat is tender. Remove the meat; thicken the gravy with broken gingersnaps; strain and pour over the meat, adding a few seeded raisins if desired.

**BEEF BIRDS**

Cut slices half an inch thick from the rump or round of beef; divide them into pieces about four inches square; spread with sausage meat or forcemeat; roll up tightly and fasten with cord or wooden tooth-picks. Brown in butter; cover with broth; stew until tender and nearly dry; thicken the gravy with flour; add a quarter of a cup of tomato or mushroom catsup; bring to a boil and serve.

**BEEF LOAF**

1½ pounds round steak  
Small piece of suet  
1 cup bread crumbs

Salt and pepper  
1 small onion  
Butter

Have a small piece of suet ground with the beef; mix thoroughly with the crumbs, the seasoning and the onion finely chopped. Moisten the crumbs slightly with milk or water. Mold into a loaf; put into a roasting pan with a little water; make indentations in the top of the loaf with the finger and fill with small pieces of butter. Serve hot with brown sauce, or cold, sliced thin.

**HAMBURG STEAK**

Have lean raw beef finely chopped; season well with pepper and salt and a little chopped onion or onion juice. Mold into cakes and broil in a greased broiler or hot frying pan. When done spread with butter or pour over them a brown sauce made in the pan.

**CREAMED BEEF**

Take freshly ground meat from the rump or round and cook it in a frying pan with a very little butter, stirring constantly and

sprinkling at every turn with salt, pepper and flour. The meat should lose its red color but not brown. When done, thin with cream or milk; bring to a boil and serve in patty cups or on toast.

### MINCED BEEF

Chop beef from the rump or round into small pieces and stew in a little water or milk, seasoning with butter, salt and pepper when the meat is first put in the pan. Serve on buttered toast.

The remains of roast beef may also be prepared in this way.

### CREAMED FRIZZLED BEEF

1/2 pound sliced dried beef	1/2 cup cold water
1 tablespoon butter	1 1/2 cup milk
2 tablespoons flour	1 egg
Buttered toast	

Pick the meat over carefully, removing all gristle and breaking it into small bits. If very salty bring to a boil in a little water and drain. Melt the butter in a frying pan; throw in the beef and stir it with a fork until it is cooked, but not browned. Remove the pan from the hottest part of the stove; sift the flour over the meat, stirring all the time; add the cold water and continue stirring until all the water has been absorbed. Then draw the pan to the hot part of the stove and add the milk. Bring all to a boil; add the beaten egg and serve at once on small slices of buttered toast. The egg may be omitted if preferred.

### BOILED BEEF'S TONGUE

1 fresh tongue	12 whole cloves
1 chopped carrot	2 bay leaves
1 chopped onion	1 cup raisins
Salt	

Wash the tongue; throw it into a kettle of boiling water; bring to a boil; then simmer gently for two hours. Remove the tongue; skin it and put it into a kettle with the vegetables, cloves, bay leaves, raisins and enough of the water in which the tongue was boiled to cover them. Cover the saucepan; stew gently for two hours, adding the salt at the end of one hour; remove the tongue and serve in a border of the carrots and raisins.

## SMOKED TONGUE BOILED

Soak the tongue in cold water over night. In the morning cover with fresh water; bring to the boiling point; then simmer gently for four hours or until tender. When thoroughly cooked, remove the tongue; skin it, trim off the smoked parts and serve surrounded with mashed potatoes and garnished with parsley.

## VEAL LOAF

3 pounds veal	3 eggs
1 pound salt pork	$\frac{1}{4}$ teaspoon pepper
6 soda crackers	$\frac{1}{2}$ teaspoon salt /

Roll the crackers fine; mix them with the chopped meat and the other ingredients; shape into a loaf and bake three hours, basting occasionally in the fat rendered from a small portion of the pork and pricking the loaf so that the fat may penetrate. Serve cold, sliced very thin.

## INDIA CURRY

$1\frac{1}{2}$ pounds veal	2 onions or less
$\frac{1}{2}$ cup butter or drippings	$\frac{1}{2}$ tablespoon curry or less

Brown the meat without fat and cut into small pieces. Fry the onions in the butter; remove them; add the meat and curry powder; cover with boiling water and cook until tender. Serve in a wide border of rice.

## CURRY OF VEAL

2 tablespoons butter or drippings	1 pint milk
$1\frac{1}{2}$ pounds veal	1 tablespoon flour
$\frac{1}{2}$ onion	1 teaspoon curry powder
Salt and pepper	

Chop the onion; fry it in the butter; remove and fry the veal until it is brown. Transfer the meat to the double boiler; cover with milk and cook until tender. Add the curry powder shortly before the meat is done and thicken the milk with flour. Serve in a border of rice.

## BAKED CALF'S HEAD

Have the butcher split open the head, remove the eyes and chop off the nose. Lay the head in salted water for half an hour; change

the water; wash and cleanse the head thoroughly. Take out the brains; remove all the skin and blood; tie them in a piece of cheese-cloth and put them with the head into a large kettle of boiling water. Add salt and boil the head for about two hours, or until the jaw bone can be twisted out of the meat. The brains will be

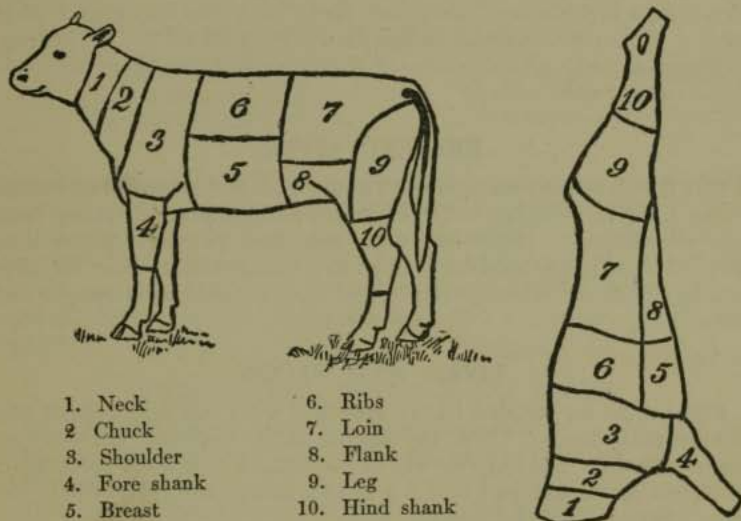


DIAGRAM OF CUTS OF VEAL

cooked in half an hour and should be removed, but kept hot. Take out all the bones from the head, but keep it as nearly whole as possible. Butter a baking dish; lay the brains in it, then the head on them; season plentifully with powdered cloves, salt and pepper; stick small pieces of butter rolled in flour wherever there is a crack or opening, and dust with flour. Mix a little currant jelly with two cups of the broth the head was boiled in, and pour over the head; set in a hot oven and bake until very brown, basting several times.

#### CALF'S LIVER WITH CREAM SAUCE

Pour boiling water over the slices of liver and let stand five minutes to draw out the blood. Drain, wipe, remove all skin,

white veins and membranes, and dust with flour. Fry several slices of breakfast bacon until crisp; remove them and pour off the fat into a clean frying pan, leaving the salt and sediment. Reheat the fat; put in enough liver to cover the bottom of the pan; cook until done, testing one piece by cutting it with a knife to see whether all pink color is gone from the inside. Arrange the pieces on a hot platter, surround them with the bacon and cover with a cream sauce made in the pan. Pour off all the fat but one tablespoon; add a tablespoon of flour; cook thoroughly and add the cream or milk.

### BROILED LIVER

Cut the liver into slices half an inch thick and let stand in boiling water for five minutes. Drain, wipe and remove all skin, veins and membranes. Sprinkle with salt and pepper; place in a greased wire broiler and broil from five to eight minutes. Remove to a hot platter; spread with butter and sprinkle with pepper and salt.

### LIVER AND BACON

Prepare as for broiled liver; sprinkle with salt and pepper and dredge with flour. Cook the bacon until crisp and brown; remove it and fry the liver slowly in the fat. Cook until thoroughly done but not dried, and make a brown sauce, using the fat in the pan. Serve with the bacon.

### BRAISED LIVER

Calf's or lamb's liver	3 peppercorns
1 carrot	2 whole cloves
1 onion	1 bay leaf
1 stalk celery	2 cups stock or water

Salt pork

Skewer, tie in shape and lard the liver. Cut the vegetables into small cubes; put them in a baking pan with the seasonings and bits left from the lardoons of salt pork; lay the liver on top; pour over all two cups of stock or water; cover closely and bake slowly for two hours, basting occasionally and uncovering the last fifteen minutes. Remove the liver to a platter; surround it with the vegetables; then make a brown sauce, using the strained liquor, and pour over all.



### STEWED LIVER

Prepare liver as for broiling; cut in small pieces and sauté about two minutes in hot fat. Put the pieces in a saucepan with a little water, half a lemon sliced, a pinch each of cinnamon, nutmeg and cloves, and stew gently for twenty minutes. Thicken the juice a little and serve.

### STUFFED CALF'S LIVER

1 calf's liver	$\frac{1}{2}$ cup stale bread crumbs
2 cups thin brown sauce	$\frac{1}{2}$ small onion chopped
$\frac{1}{2}$ pound chopped cold ham	1 tablespoon chopped parsley
Salt and pepper	

Make a dressing of the ham, bread crumbs, onion and parsley, seasoning well and moistening with a little brown sauce. Pour boiling water on the liver; let stand five minutes; then make a deep cut the entire length of the liver, beginning at the thick end. Fill the pouch; skewer the liver; lard it and put it in a baking pan with the brown sauce. Bake one hour and a quarter, basting frequently.

### PURCHASING MUTTON OR LAMB

Roasting—hind-quarter, leg, loin, breast.

Broiling—chops from loin, or breast, steaks from leg.

Boiling—leg.

Stewing—chops from fore-quarter, the neck or leg.

Soup—shoulder, neck, leg.

Broth—neck.

### SHOULDER OF MUTTON STUFFED

1 cup bread crumbs	Juice of one lemon
2 tablespoons butter	1 teaspoon salt
1 tablespoon chopped parsley	1 saltspoon pepper
1 egg	Shoulder of mutton

Have the blade removed from the shoulder and fill the space with a stuffing made in the usual way. Sew up the opening and roast the shoulder, putting a little water in the pan and basting frequently. Allow from fifteen to eighteen minutes to the pound, and when done make a brown sauce in the pan.

The stuffing may be varied by the addition of chopped meat, celery, onion, oysters, mushrooms, etc.

## HARICOT OF MUTTON

2 tablespoons chopped onion  
2 tablespoons butter or drippings  
Salt and pepper

2 cups water  
1½ pounds mutton or lamb  
Cooked lima beans

Select lean meat and cut it into two-inch pieces. Fry the onions in the butter; add the meat; season and brown; cover with water;

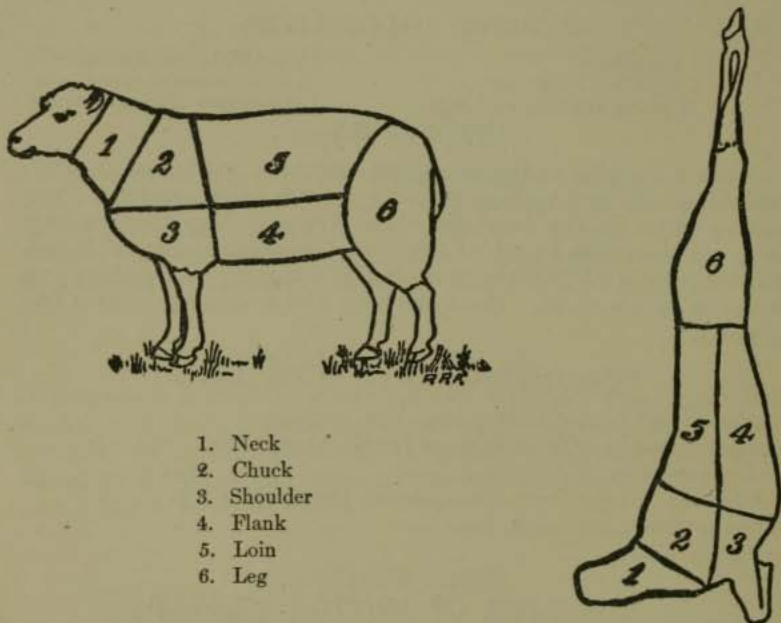


DIAGRAM OF CUTS OF LAMB AND MUTTON

cook until tender and serve in a border of lima beans, well cooked and seasoned with salt, pepper, butter and chopped parsley.

## BOILED SHOULDER OF MUTTON

Bone the shoulder; fill the space with pine nuts; dust all with flour; wrap in cheesecloth and plunge in a kettle of boiling water. Boil rapidly for five minutes; then simmer for two hours. Serve with caper cauce.

### RAGOUT OF MUTTON

1½ pounds neck of mutton	1 teaspoon salt
1 tablespoon butter	¼ teaspoon pepper
1 tablespoon flour	Sprig of parsley
1 chopped onion	1 bay leaf
1 carrot cut in dice	1 whole clove
2 cups hot water	½ can peas

Put butter in the frying pan; when melted, add flour and brown. Add carrot, onion and meat and cook until all are browned. Put in a kettle; add water, salt and pepper and the herbs, tied in a bouquet so that they can be removed. Cover and simmer for two hours, adding the peas ten minutes before serving and removing the herbs.

### IRISH STEW

Neck of mutton	6 parboiled potatoes
1 tablespoon butter or drippings	1 carrot
2 onions	Salt and pepper

Cut the meat into pieces two inches square; brown in the butter; add water to cover the meat and the onions sliced. Cover closely and simmer two hours. Add more water if necessary, parboiled potatoes cut in half, a sliced carrot and seasoning. Cover and cook one hour longer; let the potatoes be soft but not broken. Thicken as desired.

A bay leaf cooked with the meat or a little Worcestershire sauce added to the gravy when finished improves the flavor.

### PLANKED CHOPS

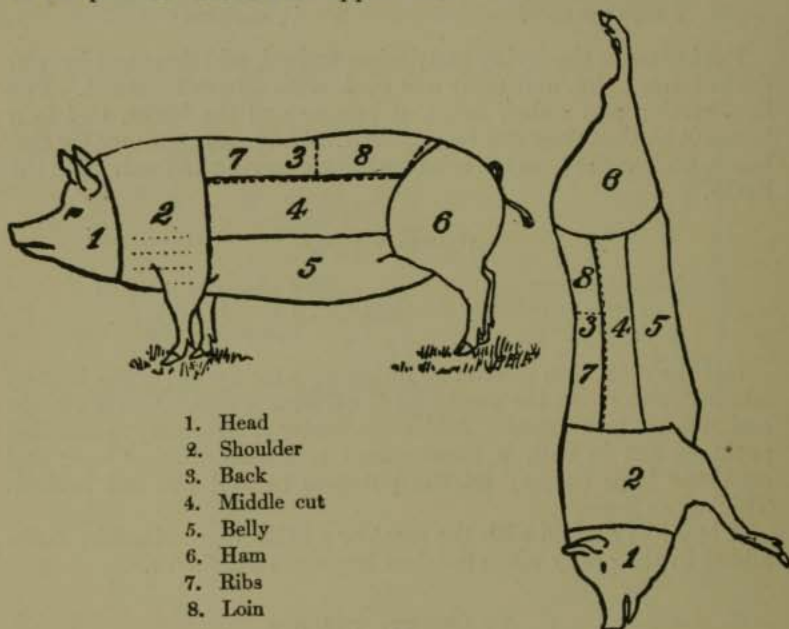
Broil some thick chops on one side and arrange them cooked side down, overlapping each other on the hot plank. Season with salt, pepper and butter. Cook for twenty minutes, basting frequently. Decorate with a border of mashed potatoes pressed through a bag and a star tube. Fill in with hot vegetables. Serve at once with brown sauce.

### MUTTON CHOPS WITH PEAS

Broil the chops as usual and have green peas boiled. Heap the peas in the center of a round chop plate; decorate the chops with paper ruffles and arrange them symmetrically around the peas.

## ROAST PORK

Select leg, loin, spare-rib or shoulder. If the skin is left on, cut it with a sharp knife in lines running both ways. Add water and bake in a moderate oven, allowing from twenty to thirty minutes to the pound. Serve with apple sauce.



1. Head
2. Shoulder
3. Back
4. Middle cut
5. Belly
6. Ham
7. Ribs
8. Loin



DIAGRAM OF CUTS OF PORK

## PORK CHOPS

Have chops cut not more than a half inch thick. Place them in a hot pan and cook slowly until tender and brown. Serve with fried apples.

## BOILED HAM

Let the ham soak in cold water over night; wash thoroughly; trim off the hard skin near the end of the bone; put in a kettle of cold water; heat to boiling point and cook slowly until tender,



STUFFED CUCUMBERS

ROAST LOIN OF VEAL



FRUIT PUNCH



GRAPE JUICE

allowing from fifteen to twenty minutes to the pound. Let it remain in the water until cold; then skin it and cut in thin slices.

### BAKED HAM

Soak and prepare the ham as for boiling. Boil slowly for several hours; take out the ham; remove the skin; trim off the black and smoked parts; paint all over with yolk of egg; sprinkle thickly with fine bread crumbs; put in the oven and bake for about an hour, basting frequently with a mixture of water and currant jelly. Trim the knuckle with paper ruffles and serve hot.

### FRIZZLED HAM

Shave uncooked ham as thin as paper, fat and lean together; put in a frying pan over a quick fire; stir constantly until it begins to brown and curl. Add several tablespoons of boiling water; bring to a boil and serve.

### STEWED HAM

Cut a thin slice of ham; divide into narrow strips two inches long; pour boiling water on it; let stand until cold; drain off the water and put the ham in a frying pan. Add a bunch of chopped parsley and about a cup of cream; stew for five minutes and serve.

### BROILED HAM

Take a thin slice of ham; pare off the skin; remove the brown fat from the under side of the slices and lay them on a gridiron over a hot fire. When the fat is slightly browned turn over and cook the other side in the same way. If the ham is very old and salty it should be stewed a few minutes before either broiling or frying. Let it simmer in a frying pan; pour off the water and dry on a clean towel.

### HAM AND EGGS

Have the slice of ham cut as thin as possible; place it in a heated pan and fry until it is slightly browned on both sides. Lift out the ham; break the eggs into the pan; season and let them fry until the whites are set. Remove them with a cake-turner; place over the ham and serve, garnished with parsley.

## BACON AND EGGS

Have the bacon cut into very thin slices; put them in a frying pan over a slow fire until most of the fat is extracted. Remove the bacon; break the eggs into the pan carefully; season and cook until the whites are set; lift out with a cake-turner and serve immediately, garnished with the bacon.

## SALT PORK IN MILK

1 pound salt pork	4 tablespoons fat
2 cups skim milk	4 level tablespoons flour

Cut the pork into thin slices; cover with hot water; let stand for ten minutes and drain. Score the rind of the slices; fry until a golden brown and serve in a milk sauce. Heat the flour in some of the fat that has been rendered in frying the pork; add the milk gradually; bring to a boil and pour over the slices of pork or empty into a gravy boat.

## MEAT POT-PIE

Cut beef, chicken, or other meat into pieces; put in boiling water; cover and cook until tender, seasoning to taste. When the stew is done add drop dumplings and serve.

A little chopped hard-boiled egg, parsley, bay leaf or other herb lends variety to the pot-pie.

## PIGS' FEET IN JELLY

2 pair feet	1 teaspoon powdered allspice
3 quarts cold water	1/2 teaspoon powdered cloves
Salt and pepper	Pinch of powdered mace
1 cup vinegar	

Clean the feet and put them over the fire in the water. Boil slowly until the meat falls from the bones; strain through a colander; return the broth to the kettle and boil until reduced to one pint. Remove all the meat from the bones; cut it into small pieces and add the seasonings. When the broth is reduced, add the meat and vinegar; let simmer two or three minutes; then pour into molds. Serve on the following day, emptying the molded jelly upon a platter and garnishing with parsley or other green.



### TRIPE

Soak the tripe for several hours; scrape clean; put in salted water and simmer for three or four hours. Drain off the water and set the tripe aside until ready to use. To one cup of cream sauce add a half teaspoon of onion juice and a cup of the boiled tripe. Stir until the tripe is heated and serve.

### BROILED SWEETBREADS

Wash the sweetbreads and blanch them for five minutes in boiling water; lay them in a greased oyster broiler over a bright fire, turning frequently and brushing with butter whenever turned. When done remove carefully to a platter; season with pepper, salt and butter, and serve with peas.

### STEWED SWEETBREADS

Wash the sweetbreads and blanch them for a few minutes in boiling water; then lay them in cold water for ten minutes. Put them in a saucepan with water to cover; stew until tender; add a piece of butter the size of an egg, rubbed into one tablespoon of flour, a little chopped parsley and a cup of cream. Boil three minutes and serve.

### STEWED KIDNEYS

Beef, calf or lamb kidneys	$\frac{1}{2}$ tablespoon onion juice
Flour	$\frac{3}{4}$ cup water
1 tablespoon butter	2 tablespoons currant jelly
Salt and pepper	

Be sure that the kidneys are fresh. Remove all fat and white center; then soak them for an hour in salted water. Cut into half-inch slices, dust with flour and sauté in the butter for about five minutes. Add onion juice and water and simmer for about ten minutes. Add jelly, salt and pepper, and serve.









**POULTRY AND GAME**



## POULTRY AND GAME

**P**OULTRY and game are, at least for those who live in the city, more expensive than the red meats, but they are fairly rich in nutritive value and wherever possible should be introduced into the menu—for the sake of variety if nothing else.

In marketing, see that the bird is plump and not unduly fat. The skin should be clear and free from blotches and the flesh firm. Chickens have soft feet, soft breast bone and a great many pin feathers; fowl have rough feet, rigid breast bone and coarse, hairy skin. A spring chicken should be chosen for broiling or frying; a young chicken for roasting; a fowl for stewing. Capons are considered the choicest of poultry; cock turkeys are usually considered better than hen turkeys.

### TO DRESS POULTRY

Pick off the pin feathers; singe over a gas burner or burning paper to remove the hairs; cut off the head. Cut the skin at the side of the leg joint and very lightly over the top, bending the foot back to loosen the ligaments on the upper part of the leg; pull out each separately, using a wooden skewer. Then cut through the tough muscle until the hard ligaments on the back are reached and pull them out in the same way. Remove the foot and treat the other leg in the same way.

Make an incision below the breastbone just large enough to admit the hand. Keeping the fingers close to the breastbone reach carefully into the body until the heart is reached; loosen the membranes and remove the entrails. Be very careful not to break the gall bladder which lies imbedded in the liver, as even a slight break will make the whole chicken bitter. Save the heart, gizzard and liver; remove the gall bladder from the liver very carefully; cut the fat and membranes from the gizzard; make an incision through the muscle without cutting the little grist bag inside, and peel off the muscle; remove membranes and arteries from the

heart. Remove the kidneys and lungs which adhere closely to the body wall; then cut the skin on the under side of the throat and remove windpipe and crop; remove the oil bag from the under side of the tail. Pull down the neck skin and cut off the neck close to the body.

Be sure that every particle is removed; then wash by letting water run through. Do not soak in water, as water draws out the juices; but if there is a disagreeable odor, wash thoroughly in soda water. Wipe inside and out.

### GIBLETS

Heart, liver and gizzard constitute the giblets, and to these the neck is usually added. Wash them; put them in cold water and cook until tender. This will take several hours. Serve with the chicken; or mash the liver, mince the heart and gizzard and add them to the brown sauce. Save the stock in which they are cooked for making the sauce.

### TO TRUSS POULTRY

Press the thighs and wings close against the body; fasten securely with skewers and tie with string. Draw the skin of the neck to the back and fasten it.

### TO STUFF POULTRY

Use enough stuffing to fill the bird but do not pack it tightly or the stuffing will be soggy. Close the small openings with a skewer; sew the larger one with linen thread and a long needle. Remove skewers and strings before serving.

### ROAST CHICKEN

Stuff and truss the chicken; season with pepper and dredge with flour. Put in a dripping pan with a little salt pork if the chicken is not especially fat. When heated add hot water and baste frequently. The oven should be hot and the time necessary for a large chicken will be about an hour and a half. When done, remove the chicken, pour off the grease and make a brown sauce in the pan.



### STEWED CHICKEN

Draw the chicken and divide it into pieces as follows: Cut through the loose skin between the leg and the body, bend the leg over and cut off at the joint; then cut through the flesh and separate the upper and lower parts of the leg at the joint. Do the same with the other leg; then cut off the wings. Make an incision in the skin near the vent and cut the membrane lying between the breastbone and the tail, down to the backbone, on each side. Cut the ribs through the cartilage, separate the collar-bone and break the backbone just below the ribs. Separate the side bones from the back, and remove the bone from the breast. Never chop the bones, but divide them smoothly at the joints.

Season the pieces with pepper and salt and cover with boiling water. Cover and stew gently until tender. Remove the chicken. Place the pieces in a colander on a plate in the oven to drain, and thicken the gravy by adding a tablespoon of flour rubbed with a tablespoon of butter. Add seasoning to taste, a little chopped parsley and milk to whiten. Beat an egg until light; pour on it part of the gravy, beating carefully to prevent lumps; return to the remainder of the gravy; bring to a boil and pour over the chicken.

### BROILED CHICKEN

After the chickens have been drawn, split through the back, flatten with a cleaver or chopper and lay on a heated gridiron over a bright fire. They must be constantly watched and turned several times. When done, lay on a hot platter, season with pepper, salt and butter, and serve with giblet sauce.

### PLANKED CHICKEN

2 spring chickens  
1 cup boiled rice

1/2 pound mushrooms  
1 glass guava jelly

Stew the mushrooms; put the chicken either in the oven or under the broiler, bone side to the hottest part of the fire. Heat the plank; put the chicken on, bone side down; dust with salt and pepper and broil on the board under the gas for half an hour; garnish with the rice; pour over the mushrooms. Place at the corners small bread patties, holding the guava jelly.

**BARBECUED CHICKEN**

Prepare the chickens as for broiling; lay them in a dripping pan with the skin side up; season with pepper and salt and put in a hot oven. Cook for about three quarters of an hour, basting occasionally with butter and water. Serve with brown sauce made as for broiled chicken.

**FRIED CHICKEN**

Prepare young chickens, dividing them as for stewing; wash and drain but do not dry the pieces. Roll each thoroughly in flour mixed with salt and pepper. Drop in deep fat and fry until tender.

If the chickens are not very young it will be safer to stew them before frying.

**CHICKEN FRICASSEE**

Prepare the chicken as for stewing; put in a frying pan with a little water and cook slowly, adding salt when the chicken is half done. When nearly done, allow the water to boil away until the pan is almost dry; add butter or pork fat and sauté the chicken until brown. Lay the pieces on toast; make a brown sauce in the pan and pour around them.

This is a good way to serve fowls, which are made tender by the long cooking.

**CHICKEN PIE**

1 chicken  
Salt and pepper  
1 tablespoon flour

Yolk of hard-boiled egg  
 $\frac{1}{2}$  tablespoon parsley  
 $\frac{1}{4}$  pound salt pork

Pie crust

Prepare the chicken as for fricassee; put the giblets in cold water and stew until nearly done; add the chicken; season with pepper and salt and simmer for twenty minutes. Remove with a skimmer and make a gravy of the broth by adding the flour, egg yolk and parsley. Line the sides of a deep baking pan with pie crust; place an inverted cup in the center; put in the chicken in layers covered with strips of salt pork and moistened with the gravy. Pour on the remainder of the gravy; cover with pie crust, making the edges as firm as possible and cutting a few slashes. Bake slowly for nearly an hour.

CHICKEN TERRAPIN

- |                             |                            |
|-----------------------------|----------------------------|
| 1 chicken                   | 1 cup chicken broth        |
| Salt and red pepper         | 1 cup cream                |
| 2 blades mace               | 1/4 pound butter           |
| 3 hard-boiled eggs          | 1 heaping tablespoon flour |
| 2 tablespoons currant jelly |                            |

Boil the chicken and giblets; when tender, cool thoroughly; cut into small pieces a half inch square. Put into a saucepan with the seasoning, chopped eggs and other ingredients, rubbing the flour in the butter first. Simmer for about ten minutes; add the jelly and serve.

CHICKEN AND OYSTERS

- |                            |                              |
|----------------------------|------------------------------|
| 1 chicken                  | Salt and pepper              |
| 2 ounces butter            | 2 hard-boiled eggs           |
| 1 heaping tablespoon flour | 1 tablespoon chopped parsley |
| 50 oysters                 |                              |

Stew the chicken until tender; drain it and set in the oven to keep hot. To the liquor add the butter in which the flour has been rubbed, the chopped eggs, seasoning and parsley. Drain the oysters; add them to the gravy; cook until the edges curl. Pour the gravy over the chicken and serve.

ROAST DUCK

Draw the ducks; stuff, truss and roast the same as chicken. Serve with giblet sauce and currant jelly. If small, the ducks should be cooked in an hour.

ROAST TURKEY

Singe and clean the turkey the same as chicken. Fill with plain or oyster stuffing; roast and serve with giblet sauce and cranberry sauce. If the turkey is very large it will require three hours or longer; a small one will require only an hour and a half. Baste frequently, as turkey is apt to be more dry than chicken.

PIGEON PIE

Clean and cut each bird in four quarters. Line the sides of a deep baking dish with plain crust and put a layer of salt pork in the bottom. Then put in a layer of birds, seasoned with pep-

per and salt, dredged with flour and covered with small pieces of butter. Put in other layers to fill the dish; cover with thin slices of pork; pour over all a cup or more of broth or water; cover with crust and bake for about an hour. Leave an opening in the center of the crust and if the pie seems dry, add more water.

### **RABBIT**

The rabbit when bought should be fresh and the body free from unpleasant odor. If young, the paws and ears will be soft; if old, they will be stiff.

Rabbit may be cooked in a variety of ways, as fricassee or pie, following the recipe for chicken, or broiled like chicken.

Skin the rabbit; singe it; remove the entrails and wipe well inside and out with a damp cloth. Split it down the back, and unless it is to be broiled, divide each half into four pieces.

### **PANNED RABBIT**

1 rabbit	Salt and pepper
2 eggs	1 tablespoon chopped parsley
Little grated nutmeg	$\frac{1}{4}$ cup fine bread crumbs

Divide the rabbit at the joints and stew until tender. Butter a pan and lay the pieces over the bottom. Beat the eggs; mix with the other ingredients and spread over the rabbit. Set in a hot oven and bake until brown.

### **PARTRIDGES**

Partridges may be split and broiled or stuffed and roasted. Serve with giblet sauce to which a little currant jelly has been added.

### **PHEASANTS**

Prepare, stuff and roast the same as chicken. Serve with currant jelly and giblet sauce to which a little currant jelly has been added.

### **GUINEA FOWLS**

Fill and serve like ducks with currant jelly or cranberry sauce.

### REED BIRDS

Clean the birds and dip each in beaten egg; roll in cracker dust which has been seasoned with pepper and salt, and fry in boiling-hot fat. Or broil the birds and serve them on toast with a little pepper and salt.

### QUAIL

Quail may be boiled like chicken and served with currant jelly or roasted. For roasting truss the legs and wings to the body; cover the breast of each with a slice of bacon; and roast for fifteen or twenty minutes, basting frequently with a little water. Serve with giblet sauce to which a little currant jelly has been added.

### ROASTED GROUSE

Clean the grouse the same as chicken; put a small piece of butter inside each bird and truss into shape. Roast in a hot oven twenty-five or thirty minutes, basting frequently with melted butter. Boil the liver until tender; mash it to a paste with butter and seasoning; spread over thin slices of buttered toast moistened with juice from the pan, and lay the grouse on these slices.

### HAUNCH OF VENISON ROASTED


Wipe the meat carefully with a wet cloth and cover with a large sheet of buttered paper. Make a thick paste of flour and water; roll out three quarters of an inch thick; lay over the fat side of the haunch; cover with three or four sheets of thick white paper and tie securely with cord. Put in a dripping pan and roast, basting frequently to prevent the paper and string from burning. A haunch of twelve pounds will require three hours to roast; a larger one longer. Half an hour before it is done, remove from the oven; cut the strings; take off paste and paper; dredge with flour, salt and pepper; return to the oven and roast to a fine brown. Serve with brown sauce to which a tablespoon of currant jelly has been added.

### NECK AND SHOULDER OF VENISON


Season and roast the same as mutton and serve with currant jelly.

### VENISON STEAK

Have the steak cut half an inch thick; broil over a bright fire, turning frequently. When done, season with red pepper and salt. Melt over the fire a tablespoon of currant jelly with a piece of butter the size of an egg; pour over the steaks and serve.










**FORCEMEATS, STUFFINGS, ETC.**





## FORCEMEATS, STUFFINGS, ETC.

**F**ORCEMEATS are useful for filling timbales and for garnishing other dishes. When intended for balls, the consistency should be tested by poaching a small quantity in boiling water. If too thin, more bread crumbs should be added.

Stuffings are too common to need any introduction. They are what make roast poultry palatable to most people, and a good stuffing is an addition to any roasted or baked meat.

### QUENELLES

Quenelles are made from any kind of forcemeat shaped into balls or ovals and cooked in boiling salted water. They are served as a garnish to soups or other dishes.

### CHICKEN FORCEMEAT

$\frac{3}{4}$ cup raw chicken meat	White of 1 egg
$\frac{1}{2}$ cup fine bread crumbs	Salt and red pepper
$\frac{1}{2}$ cup milk	Dash of nutmeg
2 tablespoons butter	

Chop the chicken very fine and press through a sieve. Cook the bread and milk to a paste; add the butter, eggs and seasonings, and mix with the chicken.

### HAM FORCEMEAT

1 ounce ham	Grated rind of $\frac{1}{2}$ lemon
2 ounces suet	Dash of nutmeg
2 ounces fine bread crumbs	Pinch of mace
1 teaspoon chopped parsley	1 egg
$\frac{1}{2}$ teaspoon mixed herbs	2 tablespoons milk
Salt and pepper	

Chop the ham and suet fine; mix the dry ingredients; add the egg; season to taste; mix well and use as required.

**VEAL FORCEMEAT**

1/4 pound lean veal	1 tablespoon chopped parsley
2 ounces beef suet	1 teaspoon onion juice
2 ounces fine bread crumbs	Dash of nutmeg
Salt and pepper	2 tablespoons milk
1/4 teaspoon grated lemon rind	1 egg

Chop the veal and suet very fine; mix the dry ingredients thoroughly; add milk and egg; season to taste and use.

**BEEF FORCEMEAT**

1/2 pound lean beef	1/4 teaspoon sweet bas
1/2 pound suet	1/4 teaspoon thyme
1/2 cup fine bread crumbs	1/2 teaspoon chopped parsley
1/4 teaspoon sweet marjoram	Salt and pepper
	1 egg

Chop the beef and suet very fine; add the crumbs and seasonings; mix well and add the beaten egg.

**FORCEMEAT FOR BAKED FISH**

3 ounces bread crumbs	Salt and pepper
1 teaspoon savory herbs	Dash of mace
8 oysters	6 tablespoons milk
2 ounces suet	Yolks of two eggs

Chop the oysters; mix well with the other ingredients and stir over the fire until the mixture thickens; stuff the fish and sew up opening.

**STUFFING FOR BAKED FISH**

1 cup broken bread	1 teaspoon chopped parsley
1 tablespoon minced onion	1/4 teaspoon salt
2 tablespoons butter	1/2 saltspoon pepper
	1 egg

Soak the bread and press out the water; brown the onion in the butter; add it with the seasoning to the crumbs; then add the egg.

**OYSTER STUFFING**

15 oysters	2 cups broken bread
1/2 tablespoon chopped parsley	2 tablespoons melted butter
1/2 teaspoon sweet marjoram	Salt and pepper

Wash the oysters; drain them; mix thoroughly with the other ingredients and use.

**BREAD STUFFING**

2 tablespoons butter	1 teaspoon salt
1 onion	$\frac{1}{4}$ teaspoon black pepper
3 cups broken bread	1 tablespoon chopped parsley
1 teaspoon sweet marjoram	

Slice the onion and cook it in the butter; mix thoroughly with the other ingredients and use. If onion is not liked, omit it and merely melt the butter before mixing.

**POTATO STUFFING**

2 cups hot boiled potatoes	1 tablespoon chopped parsley
$\frac{1}{2}$ tablespoon onion juice	1 tablespoon butter
1 teaspoon salt	5 tablespoons cream
$\frac{1}{4}$ teaspoon black pepper	Yolks of 2 eggs

Mash the potatoes; mix thoroughly with the other ingredients and use. Be sure that the potatoes are well drained and mealy, or the stuffing will be soggy.

**DRIPPINGS**

Save any scraps or pieces of fat; cut into half-inch cubes; put in a pan and cover with cold water. Place in a moderate oven or on the back of the stove and cook slowly until the scraps are all brown and the water evaporated; cool slightly; strain and set away to cool.

Several slices of raw potato put with the fat will aid in the clarifying.

All kinds of fats are good for drippings except mutton fat, turkey fat and fat from smoked meats.

**GERMAN SUETINE**

Cut the suet into small pieces and cover with water. Let it soak for about a day, changing the water once. Drain it and put in an iron kettle with a half cup of skim milk to every pound of suet. Cook slowly until all sound of boiling ceases; cool slightly and pour off.

This fat has no unpleasant taste or odor and in many recipes may be substituted for all or part of the butter. It is also useful in frying.

**PREPARED BREAD CRUMBS**

Break stale bread into small pieces; place these with whatever crumbs you have upon a tin plate in a moderate oven. When brown and crisp, roll them fine or run them through a meat chopper and put them away until needed in a covered glass jar.

Cracker crumbs may be prepared in the same way.


**CARAMEL**


1 cup sugar

1 tablespoon water

1 cup boiling water

Melt the sugar with the tablespoon of water over the fire and stir until it becomes a dark brown; add the boiling water; boil for one minute; bottle and use to color sauces, soups, custards, etc.









## SAUCES

**T**HE preparation of a sauce is of as much importance as the preparation of a dish itself and is frequently the supreme test of the cook's skill. Some of the famous cooks of history, like Béchamel, the celebrated *chef* of Louis XIV, for instance, are remembered chiefly through a sauce of their own invention.

The foundation for almost all of the common sauces is what the French call "*roux*." This is butter and flour cooked together and thinned with milk, water or other liquid. Under no circumstances should a sauce be thickened by adding a mixture of flour and water, as in this case the flour is seldom well cooked, or by adding flour alone, as this method is certain to cause lumps. The flour should be allowed to cook before the liquid is added.

### BROWN SAUCE

1 tablespoon butter or fat  
1 tablespoon flour

1 cup stock  
Salt and pepper

Brown the flour in the butter, stirring it until smooth; then add the seasoning and the stock, stirring constantly to prevent lumps.

If the sauce is to be served with a roast, use a little of the fat in which the meat was roasted instead of the butter and make the sauce in the roasting pan. For those who like the flavor of onion it is a good plan to roast an onion with the meat, adding it to the sauce.

Onion juice, Worcestershire sauce, tomato catsup or mushroom catsup may be added as flavoring if desired.

### GIBLET SAUCE

If brown sauce is to be served with roast chicken or turkey, boil the giblets three or four hours; mash or chop them, and add them to the sauce.

## SAUCES

Planned for a  
Family of Four

### SAUCE PIQUANTE

1 cup brown sauce	1 tablespoon chopped capers
1 tablespoon vinegar	1 tablespoon chopped pickle
1 tablespoon chopped onion	½ teaspoon tarragon vinegar

Make the brown sauce; add the other ingredients and serve.

### BREAD SAUCE

½ cup dry bread crumbs	1 tablespoon butter
1 cup milk	¼ teaspoon salt
½ small onion sliced	Dash of pepper
Dash of nutmeg	

Have the crumbs very fine and dry; put them on the fire with the milk and onion. Bring to a boil; press through a sieve; return to the fire; add the butter and seasoning and serve. This is used with partridges, quail and grouse.

### CREAM SAUCE

1 tablespoon butter	1 cup milk
1 tablespoon flour	½ teaspoon salt
Dash of red or black pepper	

Melt the butter, being careful not to brown it; add the flour; stir until smooth; then add the milk gradually, stirring constantly until it boils. Season and use at once.

### CREAM SAUCE WITH MUSHROOMS

Make a cream sauce; add one cup of fresh mushrooms, finely chopped; cook for ten minutes and serve.

### EGG SAUCE

Make a cream sauce; add two hard-boiled eggs, the whites finely chopped and the yolks pressed through a sieve.

### MINT SAUCE

3 tablespoons chopped mint leaves	2 tablespoons powdered sugar
	¾ cup vinegar

Have the mint very fine; mix it with the sugar; add the vinegar; stir well together and serve with roast lamb. If desired hot, heat the vinegar and sugar, and add the mint just before serving.

**CURRY SAUCE**

- |                            |                         |
|----------------------------|-------------------------|
| 1 tablespoon chopped onion | 1 teaspoon curry powder |
| 1 tablespoon butter        | 1 cup boiling water     |
| 1 tablespoon flour         | 1/2 teaspoon salt       |
| 1 tablespoon lemon juice   |                         |

Cook the onion in the butter until it is slightly browned; add the curry powder and flour and mix thoroughly. Add the water gradually; bring to a boil; add salt and lemon juice; strain and serve.

**MAÎTRE D'HÔTEL BUTTER**

- |                          |                                |
|--------------------------|--------------------------------|
| 2 tablespoons butter     | Dash of pepper                 |
| 1/4 teaspoon salt        | 1/2 tablespoon chopped parsley |
| 1 tablespoon lemon juice |                                |

Work the butter until creamy; add seasoning and parsley, then the lemon juice slowly, and mix until thoroughly smooth. Serve with broiled fish or shad roe.

**DRAWN BUTTER**

- |                      |                     |
|----------------------|---------------------|
| 2 tablespoons butter | 1 cup boiling water |
| 1 tablespoon flour   | 1/2 teaspoon salt   |

Melt the butter in a saucepan over the fire; stir in the flour; mix thoroughly, but do not brown; add salt and the water gradually, stirring all the time to prevent lumps. Bring to a boil and serve.

**SAUCE HOLLANDAISE**

- |                              |                        |
|------------------------------|------------------------|
| 1 cup drawn butter           | Juice of 1/2 lemon     |
| Yolks of 2 eggs              | 1 teaspoon onion juice |
| 1 tablespoon chopped parsley |                        |

Make a drawn-butter sauce; remove it from the fire and add gradually the yolks of the eggs, well beaten. Stir in the lemon and onion juice and the chopped parsley. \*This is served with baked fish or fish croquettes.

**TARTARE SAUCE**

- |                             |                               |
|-----------------------------|-------------------------------|
| 1/2 cup Mayonnaise dressing | 1/2 tablespoon chopped olives |
| 1/2 tablespoon capers       | 1/2 tablespoon chopped pickle |

Chop the capers, olives and pickle very fine and add them to the dressing. Serve with fried fish or cold meat dishes.

## TOMATO SAUCE

1 cup cooked tomatoes	$\frac{1}{2}$ teaspoon salt
1 bay leaf	1 teaspoon onion juice
Dash of red pepper	1 tablespoon butter
1 tablespoon flour	

Add the seasonings to the tomatoes and let them boil for a few minutes. Melt the butter in a separate saucepan; stir in the flour; then slowly add the tomatoes, strained. Bring to a boil and serve.

## CREAM OF TOMATO SAUCE

Make a plain cream sauce and just before serving add a cup of hot cooked tomatoes, strained. Add a pinch of soda to the tomatoes before mixing them.

## ANCHOVY SAUCE

3 anchovies	$\frac{1}{2}$ tablespoon catsup
1 tablespoon butter	Dash of red pepper
$\frac{1}{2}$ tablespoon flour	$\frac{1}{2}$ cup boiling water
1 tablespoonful lemon juice	

Bone the anchovies and pound them to a paste. Melt the butter; stir in the flour and when smooth add the anchovies, pepper and catsup. Mix well; pour the hot water over all; boil two minutes, stirring constantly; add the lemon juice and serve with boiled or baked fish.

## WHITE SAUCE

1 tablespoon butter	1 cup white stock
1 tablespoon flour	$\frac{1}{2}$ teaspoon salt
Dash of red pepper	

Make exactly the same as cream sauce, modifying it if desired by the addition of other flavorings.

## HORSERADISH SAUCE

$\frac{1}{2}$ cup milk	1 tablespoon butter
1 tablespoon cracker crumbs	1 tablespoon horseradish
Salt to taste	

Heat the milk with the cracker crumbs in a double boiler; add the other ingredients; boil several minutes and serve with boiled beef.

## MUSHROOM SAUCE

6 mushrooms	Juice of $\frac{1}{2}$ lemon
$\frac{1}{2}$ tablespoon butter	1 tablespoon mushroom catsup
Salt and red pepper	$\frac{1}{4}$ cup stock
	$\frac{1}{2}$ teaspoon flour

Clean the mushrooms; cut them into small pieces; put them in a saucepan with the butter, salt and pepper, lemon juice and catsup; stew until tender; add the stock and the flour mixed with a little cold water; bring all to a boil and serve with beefsteak or game.

## OYSTER SAUCE

25 oysters	1 pint cream sauce
------------	--------------------

Drain the oysters, saving the juice, and wash them. Strain the juice; bring it to a boil; skim and add the oysters. Cook until the edges of the oysters begin to curl and at the moment of serving add to the cream sauce. Add more seasoning if desired, but do not add it until the sauce is removed from the fire, as salt is apt to make the mixture curdle.

## SAUCE SUPRÊME

1 tablespoon butter	1 cup chicken stock
1 tablespoon flour	$\frac{1}{2}$ teaspoon lemon juice
1 tablespoon hot cream	1 tablespoon chopped parsley
	Salt and pepper

Melt the butter, but do not brown it; add the flour as in cream sauce, then the cream and stock gradually, and the seasoning and lemon juice after it is taken from the fire.

## CAPER SAUCE

1 tablespoon butter	1 teaspoon onion juice
1 tablespoon flour	$\frac{1}{2}$ teaspoon salt
1 cup meat broth	Dash of pepper
	1 tablespoon capers

Melt the butter; add the flour, then the broth and seasoning, stirring to prevent lumps. When it boils, add the capers; stand over hot water for ten minutes and serve.

## CELERY SAUCE

1 stalk celery                      1 cup salted water  
1 cup cream sauce

Wash the celery and cut it into pieces one half inch long. Let it cook in the salted water until tender; drain thoroughly; stir the cream sauce into it; bring to a boil and serve with poultry or game.

## BÉCHAMEL SAUCE

1 tablespoon butter                      1/2 cup cream  
1 tablespoon flour                      1/4 teaspoon salt  
1/2 cup white stock                      Dash of pepper

Melt the butter; cook thoroughly with the flour; add the stock gradually, then the cream and seasoning.

## CRANBERRY SAUCE

1 pint cranberries                      1 1/4 cups water  
Sugar

Put the cranberries on with the water and cook until soft; strain through a cloth; weigh and add three fourths of a pound of sugar to every pint of juice. Cook ten minutes; pour into molds and set aside to cool. Serve with poultry, game or mutton.

## STEWED CRANBERRIES

3 cups cranberries                      1 1/2 cups sugar  
1 cup water

Boil together the sugar and water for seven minutes; then add the cranberries, well washed and picked, and cook until the berries burst. Serve the same as cranberry sauce.

## JELLY SAUCE


1 tumbler currant or grape jelly                      1 tablespoon butter  
1 tablespoon lemon juice

Melt the jelly, adding the butter slowly. Boil for one minute and just before serving add the lemon. This is served with game, lamb or mutton.

### APPLE SAUCE


Pare and quarter tart apples. Put them in a saucepan with just enough water to keep them from burning; bring to a boil quickly and cook until the pieces are soft. Then press through a colander and add four tablespoons of sugar (or less) to each pint of apples.

If desired, cinnamon or grated nutmeg may be sprinkled over the top after the apple sauce is in the serving dish, or a little stick cinnamon or lemon peel may be cooked with the apples. Serve with goose or pork.











## EGGS

**E**GGs and the foods into which they enter are favorite articles of diet in the majority of households. They are an agreeable substitute for meat, and, judged by their composition and digestibility, are worthy of the high esteem in which they are held. They are also valuable from an economical standpoint, for even when high in price they usually make a cheaper dish than meat.

### BOILED EGGS

Soft-boiled eggs may be prepared in two ways. The eggs may be dropped carefully into boiling water and boiled three minutes, or they may be placed in a covered vessel of boiling water and allowed to stand in a warm place (but not on the stove) for ten minutes. Eggs prepared in this way are sometimes called "Coddled Eggs." They are much more delicate and digestible than the usual "Boiled Eggs."

Hard-boiled eggs should be cooked in boiling water for fifteen or twenty minutes and then dropped in cold water to prevent the yolk from turning dark.

### POACHED EGGS

Bring salted water to a boil in a shallow vessel; remove from the fire and slip the eggs carefully into it, breaking each into a small saucer first. Place the pan over a moderate fire and let the water come slowly to a boil. By this time the whites of the eggs should be delicately set. Lift the eggs carefully; trim off the ragged edges and serve on slices of buttered toast.

### FRIED EGGS

Melt in a frying-pan a large piece of butter; or use the fat of ham or bacon. When hot, drop in the eggs, one at a time, being careful not to break the yolk. When the white of the egg

is set they are done, though some persons like them turned over and cooked on the other side. Remove from the pan with a cake-turner and serve at once.

### SHIRRED EGGS

Eggs may be shirred in one large baking dish or pan, but are better and look more tempting in individual ramekins or custard cups. Place a small piece of butter in the bottom of each; break the egg; drop it in without breaking the yolk; season with pepper and salt and put another small piece of butter on the top. Bake in a hot oven until the white is set, and serve immediately.

### SCRAMBLED EGGS

4 eggs	$\frac{1}{2}$ tablespoon butter
4 tablespoons milk or water	Salt and pepper

Break the eggs in a bowl and beat them thoroughly; add the milk and seasoning and beat again. Melt the butter in a frying-pan over the fire; pour in the eggs; stir occasionally but not constantly until they thicken; then serve at once.

### GRIDDLED EGGS

Heat a griddle as if for baking cakes; butter it lightly and arrange small muffin rings on it. Drop an egg in each and turn as soon as lightly browned. Griddled eggs resemble fried eggs but are far more delicate.

### CURRIED EGGS

6 hard-boiled eggs	$\frac{1}{2}$ teaspoon salt
1 cup curry sauce	$\frac{1}{4}$ teaspoon pepper

Cut the eggs in half and slice enough of the white off the end of each to make them stand upright. Sprinkle with salt and pepper and serve on a hot platter with the sauce poured around them.

### PLAIN OMELET

4 eggs	Salt and pepper
4 tablespoons milk or water	$\frac{1}{2}$ tablespoon butter

Beat the eggs very light, yolks and whites separately; then fold the whites into the yolks. Add the seasoning and milk. Melt

the butter in a frying-pan; pour in the omelet; brown carefully; fold over and serve on a hot platter. Garnish with parsley or olives.

### HAM OMELET

Make the same as plain omelet, adding one half cup of minced ham after the omelet is in the pan. When folded over and served the ham will be completely concealed.

### SAVORY OMELET No. 1

6 eggs	2 teaspoons chopped onion
2 teaspoons chopped parsley	Salt and red pepper
2 tablespoons grated cheese	

Beat the yolks of the eggs thoroughly with the seasonings; beat the whites to a stiff froth and fold them into the yolks. Pour into a buttered pudding dish; sprinkle with grated cheese; bake for about fifteen minutes and serve at once.

### SAVORY OMELET No. 2

6 eggs	1 tablespoon butter
1/2 teaspoon salt	1 tablespoon chopped parsley
1/2 saltspoon pepper	1 tablespoon chopped onion
2 tablespoons gravy	1 tablespoon lemon juice

Break the eggs into a bowl; add the salt and pepper and gravy and beat well. Put the butter in the pan and when hot pour in the egg mixture. Add the parsley and onion; cook until a light brown; fold over and serve, pouring on the lemon juice after the omelet is on the platter. Garnish with parsley or slices of lemon.

### RICE OMELET

1 cup milk	3 eggs
1 cup cold boiled rice	2 tablespoons butter
1/2 teaspoon salt	

Warm the milk in a double boiler; add the rice and one tablespoon of butter; mix thoroughly; then add the eggs, well-beaten, and seasoning. Melt the other tablespoon of butter in a frying-pan and when hot turn into it the rice mixture. Let it brown slightly; put in the oven until it is "set"; fold over and serve garnished with parsley.

## SWEET OMELET

4 eggs	4 teaspoons powdered sugar
4 tablespoons milk	1/2 tablespoon butter
4 tablespoons marmalade or jelly	

Make the same as plain omelet, adding the marmalade or jelly just before the omelet is folded over. Sprinkle with sugar and serve garnished with preserved cherries or candied fruit.

## CRUMB OMELET

1/2 cup grated bread crumbs	Salt and pepper
1/2 cup cream	1/2 teaspoon chopped parsley
3 eggs	1/2 teaspoon chopped onion
1 tablespoon butter	

Beat the eggs separately and then together; season and add the parsley and onion. Pour the cream over the bread crumbs and mix them with the eggs; empty all into a hot pan in which the butter has already been melted; spread evenly over the pan; brown carefully; fold one half over the other; lift to a hot platter and serve, garnished with parsley or slices of small white onion.

## TOMATO OMELET

2 large ripe tomatoes	2 tablespoons butter
1 teaspoon flour	3 eggs

Peel the tomatoes; chop them fine; season with pepper and salt; dust with the flour; mix it in so that there are no lumps; then add a tablespoon of butter, melted. Beat the eggs, separately and then together; add them to the tomatoes and mix well. Put a second tablespoon of butter in a frying-pan; pour in the omelet; brown slowly; fold over and serve on a hot dish garnished with parsley or slices of red tomato.

## CORN OMELET

4 eggs	Salt and red pepper
2 ears corn	1 tablespoon butter

Beat the yolks and whites of the eggs separately and then together; grate the corn and add it to the eggs with the seasoning. Melt the butter in a frying-pan; pour in the omelet; brown carefully; double over and serve.

### OYSTER OMELET

Make the same as the corn omelet, substituting one dozen finely chopped oysters for the corn.

### CODFISH OMELET

1 cup shredded codfish	Dash of red pepper
2 eggs	$\frac{1}{2}$ tablespoon butter
1 cup milk	$\frac{1}{2}$ tablespoon flour

Cover the codfish with cold water; cook half an hour in a closely covered pan; strain through a colander and return to the pan. Beat the eggs, separately and then together with the milk; add the red pepper and pour over the codfish. Rub the butter and flour together; stir it into the fish and egg; cook gently until it thickens and serve at once.

### CHEESE OMELET

4 eggs	$\frac{1}{4}$ pound cheese or less
4 tablespoons milk	Red pepper and salt
1 tablespoon butter	

Beat the whites and yolks of the eggs separately; stir them together; then add the milk. Place the butter in a frying-pan over the fire, and when it is hot pour the mixture in, sprinkling it with salt and red pepper. Then add the cheese, which should be grated or broken into small pieces. Brown the omelet carefully; fold over and serve, garnished with olives or parsley. It is better if the cheese does not melt, but is simply heated through.

### BAKED OMELET

1 tablespoon butter	1 cup milk
1 tablespoon flour	6 eggs
$\frac{1}{2}$ teaspoon salt	

Put the butter in a pan over the fire; when melted add the flour; mix well; then add the milk gradually, stirring until thick and smooth. Add the salt and set aside to cool. Beat the eggs, yolks and whites separately; fold first yolks and then whites into the cream sauce; pour into a baking dish, and bake in a moderate oven for about fifteen minutes. Serve at once.

## BAKED EGGS À LA MARTIN

2 tablespoons butter	1 level teaspoon salt
2 tablespoons flour	6 eggs
1 pint milk	$\frac{1}{2}$ cup grated cheese
Red pepper	

Make cream sauce as for baked omelet; pour half of it into a baking dish; break over it six eggs, and cover them with the remaining half of the sauce. Sprinkle red pepper and the grated cheese over the top and bake in a moderate oven for ten or fifteen minutes.

## WELSH RAREBIT

2 cups grated cheese	$\frac{1}{2}$ cup milk
Yolks of 2 eggs	Salt and red pepper
4 slices buttered toast	

Place the milk in a pan over a moderate fire; when hot, add the cheese; stir until the cheese is thoroughly melted; then add the eggs and seasoning and pour over the toasted bread.

## GOLDEN BUCK

1 cup milk	$\frac{1}{2}$ teaspoon salt
2 cups grated cheese	Dash of red pepper
$\frac{1}{4}$ teaspoon mustard	6 squares toast
6 poached eggs	

Let the milk come to the boiling point; add the cheese; then the mustard, pepper and salt. Have the poached eggs ready on a platter and as soon as the cheese is melted pour the mixture around, not over the eggs. Garnish with parsley.

## OX EYES

4 round slices bread	Pinch of salt
1 beaten egg	$\frac{1}{2}$ cup milk
4 eggs	

Cut the bread two inches thick; remove the crust and with a round biscuit-cutter take the center out of each slice. Add the milk and salt to the beaten egg; place the bread in a buttered baking dish and baste with the egg and milk. Break an egg in the center of each slice; place in a hot oven and bake until the whites of the eggs are set.



**BIRDS' NESTS**

Have prepared slices of buttered toast, and on each slice put the beaten white of an egg in the shape of a bird's nest. In the center place the yolk, seasoning with a small piece of butter, pepper and salt. Bake in a quick oven until the whites are delicately browned.

**KEDGAREE**

$\frac{1}{2}$ cup codfish	Dash of red pepper
$\frac{1}{2}$ cup boiled rice	$\frac{1}{4}$ teaspoon onion juice
4 eggs	

Soak the codfish in cold water; drain; place over the fire in fresh water; bring to a boil and drain again. Mix with the rice; add the seasoning; place in a hot buttered pan and stir until the entire mixture is heated. Then add the eggs, well beaten; cook for a minute and serve.

**BEAUREGARD EGGS**

6 eggs	1 cup cream sauce
6 slices buttered toast	

Put the eggs in the water over the fire and let them boil for fifteen or twenty minutes. Prepare the toast and set it in the oven to keep hot. Remove the eggs from their shells; cut them in halves lengthwise or chop them fine and put them over the toast. Make a cream sauce; pour over all; garnish with parsley and serve.

**EGGS JAPANESE**

6 eggs	$\frac{1}{2}$ teaspoon onion juice
4 sardines	Salt and pepper
1 teaspoon anchovy paste	2 cups boiled rice
1 cup cream sauce	

Boil the eggs for fifteen minutes; remove the shells and cut them in halves lengthwise. Take out the yolks; mash them; mix with the sardines, minced; add the seasoning and return to the egg cavities. Place the rice in a mound on a heated platter; on it arrange the eggs; cover all with cream sauce; garnish with parsley and serve.

## SPANISH EGGS


2 slices onion	2 tablespoons tongue
1 tablespoon olive oil	Dash of red pepper
2 cups mushrooms	1 saltspoon salt
1 cup cooked tomatoes	3 eggs

Cook the onion in the oil until light brown; add the mushrooms, tomatoes, seasoning and tongue, minced fine. Last of all, add the eggs, unbeater. As soon as the eggs are set the mixture is ready to serve.











## MEAT SUBSTITUTES

**I**N the majority of households meat is still the central article of every meal; but there is an almost universal desire to decrease the amount of meat consumed, if not totally to eliminate it from the diet. The desire arises partly from thirst for variety, partly from reasons of economy, and partly from a growing distaste for animal food. Whatever the reason, the housewife is obliged to turn more and more to her list of meat-substitute dishes. Eggs have already been treated in a previous chapter, but they are by no means the only substitutes.

Foods which are served in place of meat should be rich in protein and fat and should also be savory. Cheese naturally suggests itself, for it contains nearly twice as much protein, weight for weight, as beef of average composition, and its fuel value is almost twice as great. In view of these facts it seems strange that it is not more widely used. One reason is, doubtless, that cheese is generally considered indigestible and liable to cause constipation; but investigations of the United States Department of Agriculture have happily disproved this as well as many other current superstitions in regard to food.

Care, however, should be exercised in planning meals in which cheese is employed as a substitute for meat. As cheese dishes are inclined to be somewhat "heavy," they should be offset by crisp, watery vegetables, watercress, celery, lettuce, fruit salads and light desserts, preferably fresh or cooked fruit. Another point, too, is to be considered. Whether raw or cooked, cheese seems to call for the harder kinds of bread—crusty rolls or biscuit, zwieback, toast, pulled bread or hard crackers.

Dried peas, beans and lentils are also excellent substitutes for meat. Since they contain as much protein as meat and since

## MEAT SUBSTITUTES

Planned for a  
Family of Four

their fuel value is almost equal to that of cheese, it is not surprising to find that they are extensively used among all people who, either from necessity or choice, eat little or no meat. The impoverished Mexican uses at almost every meal the native bean or frijole, made palatable with green vegetables and chile or red pepper. There is a Hindoo proverb, "Rice is good, but lentils are my life," showing in what esteem the protein of the lentil was held even among ancient peoples.

There is, of course, the objection commonly raised to the indigestibility of these foods, and they can hardly be recommended for persons with delicate stomachs. Rightly prepared, however, and eaten in moderate quantities, they cannot be considered indigestible in the ordinary sense of the word. The removal of the skin aids greatly to increase the digestibility and hinders the formation of gas.

Nuts also may be employed as substitutes for meat; for they are very rich in oil, with only a small percentage of starch and sugar, and are also rich in nitrogen. And though frequently indigestible when taken by themselves, if properly combined with other foods they should be capable of digestion by any normal person.

### DINNERS WITHOUT MEAT

#### Monday

BAKED OMELET	BLACK BEAN SOUP	CREAMED ONIONS
LEMON MERINGUE	BAKED POTATOES	COFFEE

#### Tuesday

LENTILS À LA CREOLE	VEGETABLE SOUP	MASHED POTATOES
COFFEE JELLY	CAULIFLOWER SALAD	PEANUT CAKES

#### Wednesday

BAKED MACARONI WITH CHEESE	PEACH COCKTAIL	STEWED ONIONS
STEWED FRUIT	LETTUCE SALAD	SPONGE CAKE
	COFFEE	



Thursday

CHEESE OMELET	CREAM OF TOMATO SOUP	CREAMED POTATOES
FROZEN STRAWBERRIES	ASPARAGUS	WAFERS

Friday

BOSTON BAKED BEANS	CREAM OF ASPARAGUS SOUP	BROWN BREAD
NUTS	GREEN PEAS FRUIT SALAD CRACKERS	CREAM CHEESE

Saturday

CANDIED SWEET POTATOES	VEGETABLE SOUP CORN AND CHEESE SOUFFLÉ	SCALLOPED TOMATOES
FRENCH TART	WATERCRESS	COFFEE

Sunday

NUT ROAST	CREAM OF CORN SOUP	BAKED RICE
MAPLE MOUSSE	GREEN PEAS GRAPE-FRUIT SALAD	KISSES

DRIED PEAS, BEANS AND LENTILS

The dried legumes are excellent if properly cooked, and form a palatable dish if simply boiled until tender and seasoned with butter, pepper and salt.

The first important step is the swelling and softening of the legume by soaking in water a number of hours, usually not less than eight, and the removal of such parts as will not soften by cooking. The skin of the ripened pea and lentil is easily removed, and both peas and lentils are therefore more easily prepared than beans. Many kinds of beans, however, after proper soaking may be freed from their skins by stirring in water. The skins rise to the top and can be skimmed off. The large lima beans after soaking may easily be slipped out of the skins by pressing them between the fingers.

Soft water should be used for both soaking and boiling the legumes; but if neither is available, simply boil the water before using and pour it from the sediment. In soaking beans baking soda may be used to soften the water (using a quarter teaspoon of soda dissolved in one quart of water to every pound of beans),

## MEAT SUBSTITUTES

Planned for a  
Family of Four

as it increases the digestibility of the beans and does not destroy the flavor.

Dried peas, beans and lentils are better if cooked slowly all day. If desired, the flavor may be improved by the addition of onion, flavoring herbs or meat stock. The legumes may be left whole or mashed through a sieve. In either case they will be greatly improved by the addition of butter and abundant seasoning; the salt should be cooked with them, allowing one half tablespoon for one pint of beans, and the pepper added with the butter.

### LENTILS À LA CREOLE

1/2 cup lentils	1 small onion
1 tablespoon butter	1 cup tomatoes
1 green pepper	Salt and pepper
1 cup boiled rice	

Let the lentils soak over night in water, adding a pinch of baking soda if the water is hard. In the morning, drain; cover with fresh water and let simmer for one half hour; drain again; cover with hot water and let simmer slowly until the lentils are tender. Put the butter in a saucepan and melt; add the pepper and onion, both finely chopped; stir and cook until the butter is browned. Add the tomatoes, canned or raw; season to taste; and into them empty the lentils after they have been drained and mashed through a colander. Cook slowly for about thirty minutes; pour into a deep platter and surround with a border of rice.

### BAKED LENTILS

1 pint lentils	1/2 small onion
1 pint water	1/2 teaspoon salt
3 ounces salt pork	1/4 teaspoon pepper

Pick and wash the lentils and soak them in cold water over night. In the morning put them over the fire in a large saucepan with about a quart of water. As soon as the water begins to boil the lentils will rise to the top. Remove them with a skimmer; put them in a deep baking dish with the pork and onion in the center, and pour over them the pint of boiling water, in which the salt and pepper have been mixed. Bake in a moderate oven four or five hours. The lentils must be kept moist and it may be necessary to add a little water from time to time.

**BAKED BEANS**

1 pint dried beans	1/2 teaspoon salt
1/4 pound salt pork	Dash of pepper
1 cup water	1 tablespoon molasses

Soak the beans over night, adding a little soda to the water. In the morning cook them gently until the skins begin to break; then drain off the water, saving one cup. Empty the beans into a baking dish; bury the pork in them, rind side up, and pour over them the cup of water saved, into which has been stirred the salt, pepper and molasses. If desired, a little mustard or onion or more molasses may be added. Cover the beans and let them bake in a slow oven for four or five hours. Serve with Boston brown bread.

**PURÉE OF DRIED BEANS**

1 pint beans	1/2 teaspoon salt
1 tablespoon butter or drippings	1/2 saltspoon pepper
1/2 teaspoon sugar	1 cup hot milk

Cook the beans until very soft; drain well, saving the water, and rub through a purée sieve. Put one pint of the strained beans in a saucepan with the butter or savory drippings and seasoning and add the hot milk gradually until a thick mush is formed. Heap the purée in the center of a hot platter and garnish with fried bacon, sausages or mutton chops.

A soup may be made with the water in which the beans were cooked and the remainder of the strained beans.

Dried peas may be prepared in the same way.

**DRIED BEANS SAUTÉ**

1 pint beans	1/2 tablespoon salt
1 1/2 tablespoons butter or drippings	1/4 teaspoon pepper

Soak the beans and cook them until tender but not broken; then drain off the water and save it for soup. Put the butter or savory drippings in a pan over the fire and when hot put in the drained beans which have been seasoned. Cook over a hot fire for fifteen minutes, frequently turning the beans with a fork; then cover and let them cook for half an hour where they will not burn. If desired moist, a half cup of stock, milk or water may be added before putting them to cook for the last half hour.

**BEANS MEXICAN**

2 cups pink beans	1 tablespoon drippings
6 cups water	1 chile pepper
1 small onion	Salt

Wash the beans and soak them in the water over night. In the morning add the onion; boil gently until soft; then drain, saving the water. Put the grease in a large skillet; when sizzling hot add the drained beans and stir thoroughly until each bean seems to have a coating of the fat and begins to burst. Add one cup of the water in which the beans were boiled; gently crush a few of the beans to thicken it; add the remainder of the water, salt to taste and the chile pepper, finely chopped. Simmer until the beans are almost dry and serve.

**COTTAGE CHEESE**

Set a gallon or more of thick sour milk in warm water, or in a warm place until it reaches a temperature of 180° F. Let stand at this temperature for an hour or more, until the curd separates from the whey and seems firm. Turn gently into a piece of cheese-cloth; hang up to drain for several hours; chop and mix salt and cream through the mass, working the mixture well with the hands.

**BOSTON ROAST**

1 pound cooked kidney beans	Bread crumbs
½ pound grated cheese	Salt and red pepper
Butter and water	

Mash the beans or put them through a meat grinder; add the cheese, salt and sufficient bread crumbs to make the mixture stiff enough to form into a roll. Bake in a moderate oven, basting occasionally with butter and water. Serve with tomato sauce.

**PIMIENTO ROAST**

2 cups cooked lima beans	3 canned pimientos
¼ pound cream or cottage cheese	Bread crumbs
Butter and water	

Chop the first three ingredients or put them through a meat chopper; mix thoroughly and add bread crumbs until the mixture is stiff enough to form a roll. Brown in the oven, basting occasionally with butter and water.

**BAKED MACARONI WITH CHEESE**

- |                               |                     |
|-------------------------------|---------------------|
| 1 cup broken macaroni         | 1 pint cream sauce  |
| 2 quarts boiling salted water | 1 cup grated cheese |
| 1 cup buttered bread crumbs   |                     |

Cook the macaroni in the water for twenty or thirty minutes; drain and blanch with cold water. Put the macaroni in a pudding dish in layers, covering each with cream sauce and grated cheese and making the top layer of bread crumbs. Bake in the oven until the crumbs are brown.

**BAKED CRACKERS WITH CHEESE**

- |                                       |                             |
|---------------------------------------|-----------------------------|
| 10 butter crackers or Boston crackers | 1 tablespoon flour          |
| 1½ cups milk                          | ¼ teaspoon salt             |
| 1 cup grated cheese                   | ½ cup buttered bread crumbs |

Split the crackers if they are thick and with a sharp knife cut them into pieces of uniform size. Pour the milk over them and drain it off at once. Then make a sauce with the milk, flour, cheese and salt. Into a buttered baking dish put alternate layers of soaked cracker and sauce. Cover with bread crumbs and brown in the oven.

**MIGAS**

Soak slices of stale bread and squeeze dry. Put olive oil or drippings in a frying pan and when boiling hot drop in an onion chopped fine, a little ground chile and a pinch of sweet marjoram. Lay the slices of bread in this with plenty of fresh cheese (preferably goats' cheese), finely broken, and fry for about ten minutes. Remove to a hot plate; cover with grated cheese, stoned ripe olives and chopped hard-boiled egg.

**CORN AND CHEESE SOUFFLÉ**

- |                                   |                     |
|-----------------------------------|---------------------|
| 1 tablespoon butter               | 1 cup grated cheese |
| 1 tablespoon chopped green pepper | 1 cup corn          |
| ¼ cup flour                       | 3 eggs              |
| 2 cups milk                       | ½ teaspoon salt     |

Melt the butter and cook the pepper thoroughly in it; make a sauce by adding the flour, milk and cheese; add the corn, yolks of eggs and seasoning; fold in the stiffly beaten whites; turn into a buttered baking dish and bake in a moderate oven for thirty minutes.

## CHEESE SOUFFLÉ

2 tablespoons butter	$\frac{1}{2}$ teaspoon salt
2 tablespoons flour	Dash of red pepper
$\frac{1}{2}$ cup scalded milk	$\frac{1}{4}$ cup grated cheese
3 eggs	

Melt the butter and mix thoroughly with the flour; then add the hot milk gradually and the salt, red pepper and cheese. Remove from the fire and add the beaten yolks. Cool the mixture; fold in the beaten whites; pour into a buttered baking dish and cook about twenty minutes in a slow oven. Serve at once or the soufflé will not be light.

## CHEESE ROLLS

A large variety of rolls may be made by combining cooked beans, lentils or peas with cheese and adding bread crumbs to make the mixture thick enough to form into a roll. Beans are usually mashed, but peas or lima beans may be combined whole with bread crumbs and grated cheese and enough of the water in which the vegetables have been cooked to insure the right consistency.

Chopped spinach, beet greens or lettuce may be used instead of the legumes if desired.

Cottage cheese, cream cheese, American or English dairy cheese may be used.

## BAKED RICE

2 cups boiled rice	$\frac{1}{2}$ cup milk
1 cup grated cheese	Salt and red pepper
1 tablespoon butter	Bread crumbs

Arrange the rice in a baking dish in layers, covering each with cheese, a little milk, butter, salt and red pepper. Spread bread crumbs over all and bake in a moderate oven until the crumbs are browned.

English dairy cheese is preferred for this, although American cheese will do.

## ENGLISH RICE

1 cup rice	1 cup cooked tomatoes
1 cup chopped pecans	$\frac{1}{2}$ teaspoon salt
$\frac{1}{2}$ saltspoon pepper	

Wash, boil and drain the rice. Strain the tomatoes and add to them the seasoning. Put a layer of rice in the bottom of a baking

dish, then a layer of nuts, then rice, then nuts again until the entire quantity is used, making the last layer of rice. Pour the tomatoes over this and bake in a moderate oven thirty minutes.

### PEANUT BUTTER

Nuts are found indigestible chiefly because of the impossibility of grinding them fine enough with the teeth. The value of nut butters is therefore obvious.

Almost any kind of nut will make good butter, but peanuts are perhaps the best and the most generally available. Pound freshly roasted nuts in a mortar or put them through a chopper, using the knife designed especially for the making of nut butters. Season with salt and add a little olive oil if desired. In most cases the oil from the nuts is sufficient to moisten the butter.

### NUT AND FRUIT CHEESE

$\frac{1}{4}$ pound figs	2 ounces almonds
$\frac{1}{4}$ pound seeded raisins	2 ounces pine nuts
$\frac{1}{4}$ pound dates	2 ounces Brazil nuts
$\frac{1}{4}$ pound pecans	

Wash the fruit and stone the dates. Mix thoroughly with the nuts and put through a meat chopper. Press the mixture into baking powder tins and stand in a cool place. When wanted for use loosen the sides with a thin knife-blade and turn out on a board. Cut into thin slices and serve in the place of meat or put between thin slices of buttered bread.

### NUT ROAST

$\frac{1}{2}$ cup lentils	$\frac{1}{2}$ teaspoon salt
$\frac{1}{2}$ cup shelled roasted peanuts	$\frac{1}{2}$ saltspoon pepper
$\frac{1}{2}$ cup toasted bread crumbs	Milk

Soak the lentils over night; in the morning drain, cover with fresh water and bring to a boil. Drain again; put in fresh water and cook until tender. Drain once more; throw away the water and press the lentils through a colander. To them add the nuts, either ground or chopped, the bread crumbs and seasoning and milk sufficient to make the mixture the consistency of mush. Put into a greased baking dish; bake in a moderate oven for an hour; turn out on a heated platter; garnish with parsley or watercress and serve.

## VEGETABLE MEAT PIE

1/2 cup lima beans	1/2 cup hot milk
1/4 cup peanuts	1 hard-boiled egg
1/4 cup almonds	1/2 tablespoon chopped parsley
4 potatoes	1/2 tablespoon chopped onion
1/4 cup flour	1/2 teaspoon salt
	1/2 saltspoon pepper

Soak the beans over night; in the morning let them boil rapidly for one half hour. Drain; slip the beans from their skins and split them in halves. Blanch the almonds and chop them with the peanuts. Boil the potatoes, and when done, cut two of them into small cubes. Mash the remaining two and use them for a dough, adding four tablespoons of the hot milk, a little salt and the flour. Put a layer of beans in the bottom of the baking dish, a sprinkling of nuts, a little hard-boiled egg, potato blocks and seasoning; then more beans, nuts, egg and potato, and so on until the material is all used. Roll out the potato dough the size of the baking dish; put it over the dish; brush with milk and bake half an hour in a moderately quick oven.

## NUT SOUFFLÉ

1 cup soft bread crumbs	1/2 teaspoon salt
1/2 cup milk	Dash of pepper
1/2 cup chopped nuts	Whites of 3 eggs

Put the milk and bread crumbs over the fire; cook until perfectly smooth, stirring constantly. Remove from the fire; work in the nuts; add the seasoning; fold in the well-beaten whites of eggs; turn into a baking dish and bake in a quick oven from ten to fifteen minutes. Serve at once.

## ALMONDS WITH EGGS

1 cup milk	1 teaspoon vanilla extract
2 tablespoons sugar	1/2 teaspoon almond extract
Grated rind of 1 lemon	3 ounces chopped almonds
1 tablespoon butter	White of 1 egg
1 tablespoon flour	1 tablespoon sugar
3 eggs	Few shredded almonds

Put the milk into a saucepan with the sugar and lemon rind and allow it to simmer gently for half an hour. Blend the butter and flour; add the milk mixture; stir until it boils; then cook for five minutes. Beat the eggs; add the flavorings and almonds,




and stir all into the first mixture. Stir with a wooden spoon over the fire until thick like batter; then turn into a baking-dish. Cover with a meringue made from the white of egg and sugar; brown in the oven; sprinkle with shredded almonds and serve hot.

**NUT AND CHEESE RELISH**

1 package cream cheese      1 cup chopped nut meats  
2 tablespoons whipped cream   1 teaspoon chopped parsley  
Salt and red pepper

Mix the cheese with the cream, nuts, parsley and seasonings. Roll into balls and serve cold, garnished with parsley and chopped nuts.













## LEFT-OVERS

**L**LEFT-OVERS are a problem to every housewife, and it is the wise cook who can either so merge them with other things that the identity is lost or make of them new dishes so palatable as to be desired rather than dreaded. With a little care and forethought, however, this can readily be done.

The manner of serving these dishes should be studied, for dainty ways of serving food have a usefulness beyond their esthetic value. Every one knows how quickly a feeble appetite is tempted by a tastefully garnished dish when the same material well cooked but carelessly served would seem altogether unpalatable. Even "left-overs" may be made as attractive in appearance as fresh dishes.

There are throughout this book many recipes that call for cold meats and vegetables, so that this chapter is not the only one to be studied by the economical cook. See especially the chapter on "Entrées."

### BAKED HASH

2 cups cold meat	2 cups cold potatoes
1 tablespoon butter	2 cups stock
Seasoning to taste	

Melt the butter in the stock; add the meat and potato, finely chopped or run through a meat chopper. Season to taste; put in a greased baking dish and bake until nicely browned.

### CURRY OF BEEF

2 cups cold beef	Curry sauce
1 cup boiled rice	

Make curry sauce according to directions given in the chapter on "Sauces"; add the beef, finely chopped; bring to a boil and serve in a border of hot boiled rice.

**CURRY OF LAMB**

Make and serve the same as curry of beef, adding a half teaspoon of chopped mint if desired.

**SCALLOPED BEEF**

2 cups cold chopped beef	1 cup brown sauce
2 cups cooked tomatoes	1 cup bread crumbs
Salt and pepper	2 tablespoons butter

In a baking dish arrange alternate layers of beef and tomatoes, seasoning each and moistening the meat with brown sauce (or with a little melted butter and hot water if there has been no brown sauce left). Cover the top with bread crumbs and bits of butter; bake in a moderate oven for half an hour and serve. If it begins to brown too quickly, cover with another pan.

**CREAMED HASH**

1 pint cold meat	1 tablespoon chopped parsley
Salt and pepper	1 teaspoon onion juice
1 cup cream sauce	

Chop the meat very fine; season it and add the onion and parsley. Make the cream sauce in a double boiler; stir in the meat; beat thoroughly and serve on squares of toasted bread.

**MOCK VENISON**

Cold mutton	1 cup water or stock
1 tablespoon butter	1 tablespoon currant jelly
1 tablespoon flour	1 tablespoon bottled meat sauce

Brown the flour in the butter; add the water or stock, stirring constantly; then add the jelly and meat sauce and bring to a boil. Cut the cold meat into thin slices; heat them thoroughly in the sauce and serve.

**CORNERD-BEEF HASH**

1 cup cold corned beef	Salt and pepper
1 cup cold boiled potatoes	1 tablespoon butter
Milk or stock	

Chop the corned beef, discarding the gristle but using some of the fat. Melt the butter in a frying pan; add the beef mixed



with chopped potatoes; pour over enough milk or stock to moisten; stir until well mixed; then cook slowly until browned underneath. Fold over like an omelet and serve garnished with parsley and poached eggs.

### FARMERS' CABBAGE

1 cup cold meat  
1 cup cooked cabbage  
1 cup cooked tomatoes  
1 cup bread crumbs

Salt and pepper

Chop the meat into small pieces; likewise the cabbage. Put a layer of meat in the bottom of a baking dish; then a layer of cabbage; then a layer of tomatoes. Continue until the entire quantity has been used, seasoning each layer as you go. Cover all with bread crumbs and bake in a moderate oven until brown. A little grated cheese may be added to the top if desired.

### STEW FROM COLD MEAT

Free the meat from fat, gristle and bones; cut into small pieces; add salt and water sufficient to cover it. Let simmer until almost ready to break in pieces; add raw onions and potatoes and cook until tender, adding also a little soup stock if available. Cook until the potatoes are done; thicken with flour and serve on small slices of toast.

### POTTED MEAT

1 pint cold meat  
2 ounces butter  
Salt and pepper  
Dried herbs  
Melted suet

Chop the meat very fine; pound it in a mortar, adding gradually the butter and seasoning to taste. Pack into small jars; cover with melted suet and keep in a cool place.

### VEAL CAKES

1 pound cold chopped veal  
 $\frac{1}{2}$  pound soaked bread crumbs  
Dash of pepper  
1 teaspoon chopped onion  
1 teaspoon salt  
2 tablespoons fat or butter

Mix all the ingredients except the fat; mold into small cakes. Melt the fat in a frying pan and brown the cakes in it, first on one side, then on the other.

## BLANQUETTE OF CHICKEN

2 cups cold chicken	2 tablespoons chopped parsley
1 cup cream sauce	Few gratings of nutmeg
1 tablespoon lemon juice	Pinch of clove

Make the cream sauce as usual; heat the chicken thoroughly in it; add the seasonings and serve.

## FISH CUTLETS

1 cup cold cooked fish	1/2 teaspoon chopped onion
1/2 cup milk	1/2 teaspoon chopped parsley
1 tablespoon butter	1/2 teaspoon salt
1 tablespoon flour	Dash of red pepper
Yolk of 1 egg	Uncooked macaroni
Bread crumbs and egg	

Make a cream sauce of the butter, flour and milk; add the egg, then the fish and seasonings. Mix carefully and let cool; form into cutlet shapes; dip in egg and bread crumbs and fry in hot fat. When brown, remove the cutlets and insert in each a small piece of uncooked macaroni to represent the bone, covering the place of insertion with a sprinkling of chopped parsley.

## FISH CROQUETTES

Prepare the same mixture used for cutlets; mold into cones; dip in egg and crumbs and fry in hot fat, removing them as soon as they are brown and sprinkling each with chopped parsley.

## CUSK À LA CRÈME

1 pint cold fish	1/2 tablespoon cornstarch
1 pint milk	1/2 tablespoon butter
1 blade mace	Yolk of 1 egg
1 sprig parsley	Salt and pepper
1 bay leaf	Bread crumbs

Put the milk with the mace, parsley and bay leaf in a double boiler; bring to a boil; remove the mace, parsley and bay leaf and add the cornstarch and butter, well rubbed together. Then add the beaten egg and season to taste. Fill a baking dish with alternate layers of fish and sauce; cover with bread crumbs and bake in the oven until the crumbs are browned.

SCALLOPED FISH

1 pint cold cooked fish  
1 pint stuffing

1 pint cream sauce  
Bread crumbs

Butter


Put the fish and stuffing in a baking dish in alternate layers, moistening each with cream sauce. Cover with bread crumbs and bits of butter and bake until brown.















## VEGETABLES

**V**EGETABLES are prepared for the table in several ways, but the most common method of cooking them is in boiling water or in the related method of steaming. On the whole, it may be said that the simpler methods of preparing are to be preferred, in the majority of cases bringing the food to its most digestible form.

The changes that take place in the cooking of vegetables are briefly these: The cellular tissue is softened and loosened; the nitrogenous substances are coagulated; the starch granules absorb moisture, swell and burst; and the flavor is developed. The food is rendered more digestible and in most cases more palatable. Over-cooking, however, changes and toughens the texture of vegetable foods, destroys the coloring matter and injures the flavor.

All vegetables should be thoroughly cleansed before being put on to cook, and if for any reason a green vegetable has lost its crispness or firmness it should be soaked in very cold water until it has regained freshness. Vegetables that form in heads, such as cabbage, cauliflower and Brussels sprouts, should be soaked, heads down, in salted cold water to which a few teaspoons of vinegar may be added. If there are any worms in the vegetables they will crawl out.

To secure the best results all vegetables except the dried legumes must be put in boiling water and the water must be brought to a boil again as soon as possible after the vegetables have been added. Herbaceous vegetables should boil rapidly all the time; but with tubers, roots, cauliflower, etc., the ebullition should not be so violent as to break the vegetables. Green lima beans and peas when removed from the pods must be cooked gently. If

beans or peas are a little old, a pinch of baking soda added to the water in which they are boiled will make them more tender.

The best seasoning for most vegetables is salt and butter. Vegetables that are drained when partly done and then cooked with butter and seasoning for a few minutes are usually more palatable than those which are cooked the entire time in a large amount of clear water and seasoned afterward.

### CABBAGE

Divide a small head of cabbage into four parts, cutting down through the stock; soak for one half hour in a pan of cold water to which has been added a tablespoon of salt; then remove from the water and cut in slices. Have a large saucepan full of boiling water; put in the cabbage, pushing the slices under the water with a spoon; add a tablespoon of salt and cook from twenty-five to sixty minutes, according to the age of the cabbage. Drain through a colander; then put in a chopping bowl and mince. Season with butter, pepper and more salt if needed, and stand over the fire for a few minutes to reheat. Allow a tablespoon of butter to a pint of cooked cabbage.

Keep the kitchen windows open while cooking and the door closed so that no unpleasant odor may rise through the house.

### CABBAGE WITH PORK

For a small head of cabbage use half a pound of minced salt pork. Boil the pork gently for three or four hours. Prepare the cabbage as for plain boiled cabbage; drain well and put on to boil with the pork. Boil and serve the pork with the cabbage. A little additional salt may be needed.

Smoked bacon or ham or corned beef may be substituted for the pork; but these are usually better if cooked separately from the cabbage.

### LADY CABBAGE

Prepare and cook the cabbage in the usual way. Chop very fine; return to the fire; cover with milk; season; bring to a boil and serve.

### CREAMED CABBAGE

Make a cream sauce; add the boiled cabbage, chopped; bring to a boil and serve, sprinkling a little chopped parsley over the top of the dish.

### CAULIFLOWER

Remove all the large green leaves and the greater part of the stalk, and soak, head down, in a pan of cold water which contains to each quart of water a teaspoon of salt and a teaspoon of vinegar. Put in a large saucepan, stem end down; cover with boiling water; add a tablespoon of salt and cook from twenty to thirty minutes, according to the size of the head and its compactness. Remove as soon as done, for overcooking darkens it.

### CREAMED CAULIFLOWER

Make a cream sauce; add the boiled cauliflower, broken into pieces, and serve.

### CAULIFLOWER AU GRATIN

Break boiled cauliflower into small flowerets; place in layers in a buttered pudding dish, covering each with cream sauce and grated cheese. Spread buttered bread crumbs over the top of the dish and bake until brown.

### CAULIFLOWER POLONAISE

1 head cauliflower	Yolks of 3 eggs
1½ teaspoons mustard	¼ cup olive oil
1¼ teaspoons salt	½ cup vinegar
1 teaspoon powdered sugar	2 tablespoons melted butter
½ teaspoon paprika	1 teaspoon chopped parsley

Cook the cauliflower as usual; when done break into flowerets and cover with a sauce made from the other ingredients. Mix the dry ingredients; add the beaten eggs, then the oil and vinegar. Cook over hot water until the mixture thickens; remove from fire and add the butter and parsley.

### BRUSSELS SPROUTS

Remove the wilted or yellow leaves from the sprouts; cut the stock close to the heads, and soak in salted cold water for an hour

or more. Drain well and empty them into boiling salted water, allowing one teaspoon of salt to two quarts of water. Boil rapidly for fifteen or twenty minutes, according to the size of the heads; when done, turn into a colander and pour cold water over the heads. Reheat in butter and seasoning or in cream sauce.

### KALE

Remove all the old or tough leaves; wash the kale thoroughly and drain. Put it into boiling water to which has been added salt in the proportion of one half tablespoon to two quarts of water. Boil rapidly, uncovered, until the vegetable is tender; pour off the water; chop the kale very fine; return it to the kettle with one tablespoon of butter and two of meat stock or water to every pint of the minced vegetable. Add more salt if necessary; cook for ten minutes and serve at once. The entire time for cooking varies from thirty to fifty minutes.

### BOILED LETTUCE

Lettuce that has grown too old for salad may still be cooked, forming a very palatable dish. Wash four or five heads of lettuce, removing the thick bitter stalks and retaining only the sound leaves. Cook in boiling, salted water for ten or fifteen minutes; drain in a colander, pouring cold water over them. Chop and reheat with butter and seasoning or with cream sauce.

### BEEF GREENS

Beets are usually thickly sowed, and as the young plants begin to grow they must be thinned out. These plants make delicious greens, and even the tops of the ordinary market beets are good if properly prepared. Examine the leaves carefully to be sure that there are no insects on them; wash thoroughly in several waters, and put over the fire in a large kettle of boiling water. Add a teaspoon of salt for every two quarts of greens; boil rapidly about thirty minutes or until tender; drain off the water; chop well and season with butter and salt.

### SPINACH

Perhaps no other vegetable requires such care in the preparation as spinach. In the first place it takes a great deal of time, water and patience to wash it clean. Cut off the roots; break the leaves

apart; drop them in a large pan of water; rinse well; lift them out separately and drop back into a second pan of water. Continue washing in fresh waters until there is not a grain of sand to be found in the bottom of the pan. Drain the spinach and drop it into boiling water, allowing three quarts of water and one tablespoon of salt to a half peck of spinach. Let it boil for twenty minutes or more, counting from the time it begins to boil, and drawing the cover of the saucepan to one side to allow the steam to escape. Empty into a colander; pour cold water over the spinach; drain and mince fine. Return to the fire with seasoning and butter, or drippings from roast beef or chicken if preferred. Garnish with hard-boiled egg or serve with cream sauce.

### DANDELIONS

Gather young dandelion plants before they have flowered; cut off the roots; wash thoroughly; boil in salted water about one hour, leaving the lid partly off. Drain and chop fine; season with salt, pepper or vinegar, and a liberal measure of butter.

If cooked with half spinach or beet greens it is less bitter and more palatable to some people. In this case the dandelion should be partly cooked before the other vegetable is added.

### LEEKS

Wash and trim the leeks and cook them in boiling salted water until soft. Drain thoroughly; season with butter, salt and pepper, and serve.

### JERUSALEM ARTICHOKEs

1 quart peeled and cut artichokes	1 tablespoon butter
1 pint milk	1 tablespoon flour
1 small onion	1 teaspoon salt
¼ teaspoon pepper	

Wash and peel the artichokes and cut them into small cubes; put in a double boiler; cover with milk; add the onion and cook twenty minutes. Beat the butter and flour together and stir them into the milk; add the seasoning and cook for a half hour longer.

### GLOBE ARTICHOKEs

Remove all the hard outer leaves; cut off the stems close to the leaves, also the top of the bud. Drop the artichokes in boiling

water and cook until tender, from thirty to fifty minutes; take up and remove the choke. Serve hot with melted butter or cold with French salad dressing.

### **GREEN PEAS**

Shell the peas and cover them generously with water; bring to a boil; then push aside until the water will just bubble gently. Keep the lid partly off. When the peas are tender add salt and butter; cook ten minutes longer and serve. If the peas are not the sweet variety, add a teaspoon of sugar.

### **SUGAR PEAS**

Sugar peas may be cooked in the pods like string beans. Gather the pods while the seeds are still very small; string like beans and cut into pieces. Cover with boiling water and boil gently for twenty-five or thirty minutes or until tender. Pour off most of the water, saving it for soup; season the rest with salt and butter and serve.

### **STRING BEANS**

Remove the strings carefully; break the pods into one-inch pieces; wash thoroughly; drain and drop into boiling salted water. Boil until tender; drain off the water; season with butter and more salt if needed and serve.

Pork may be boiled with the beans if desired. Boil a quarter of a pound for five hours; then add the beans.

### **GREEN LIMA BEANS**

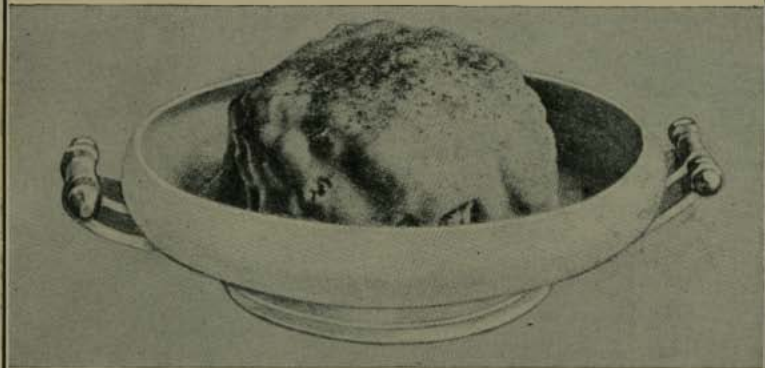

Cover the shelled beans with boiling water; bring to a boil quickly; then let them simmer slowly until tender. Drain and add salt, pepper and butter or hot cream or cream sauce.

### **DRIED BEANS AND PEAS**

Recipes for cooking dried beans and peas will be found in the chapter on "Meat Substitutes."

### **BOILED TURNIPS**

Have the turnips peeled and sliced and drop them into boiling water sufficient to cover. Cook until tender; drain well; chop them or mash with a wooden potato masher. Season with salt, butter and pepper and serve at once.





**VEGETABLES**

Potatoes

Cauliflower

String Beans



### ENTRÉES

Veal Croquettes

Rissoles

Swedish Timbales



### CARROTS

Scrape the carrots lightly; cut them into large dice or slices and drop them into salted boiling water, allowing a teaspoon of salt to a quart of water. Boil until tender; drain and serve with butter and pepper or with cream sauce.

### CARROTS AND PEAS

Cook the carrots; add an equal quantity of cooked peas; season with butter, pepper and salt, or beat both together in a cream sauce.

### PARSNIPS

Wash the parsnips clean; boil them until tender; scrape off the skin and slice them into a vegetable dish, seasoning with salt, pepper and butter or pouring drawn butter over them.

If preferred, the cooked parsnips may be chopped rather coarse, seasoned and returned to the fire with milk sufficient to cover them. Thicken with a teaspoon of flour rubbed in a tablespoon of butter; simmer for ten minutes and serve.

Still another method of serving the parsnips is to fry the slices in butter after they have been boiled.

### KOHL-RABI

Kohl-rabi or kale turnip is a cultivated variety of kale or cabbage, distinguished by the swelling of the stem in turnip form. This swollen portion is used for food, cooked like turnips or uncooked in slices like radishes.

### SALSIFY

6 large roots	1 teaspoon salt
1 tablespoon vinegar	3 pints water
2 tablespoons flour	1 cup cream sauce

To prevent the roots from turning dark they must be dropped as soon as they are pared and cut into the mixture of flour, salt, water and vinegar. Wash and scrape the roots; cut them into slices about three inches long and drop them into the prepared water. Place the saucepan on the fire and cook for thirty minutes after it begins to boil. Drain and serve with white or cream sauce.

**BEETS**

Wash the beets, being careful not to break the skin; cover them with boiling water and boil until tender. Remove from the fire; drop into cold water and rub off the skins. Cut the beets into thin slices or chop them if not young; season with salt, butter and pepper and serve at once.

**PICKLED BEETS**

If beets are very old they will be better pickled in vinegar. Boil and slice them; cover with vinegar and let stand until cold.

**CREAMED CELERY**

Remove the leaves from the stalks of celery; scrape off all rusted or dark spots; cut into small pieces and drop in cold water. Have boiling water ready; put the celery into it, adding a half teaspoon of salt for every quart of water. Boil until tender, leaving the cover partly off; drain and rinse in cold water. Make a cream sauce; drop the celery into it; heat thoroughly and serve.

**BOILED ONIONS**

Peel the onions and cut off the roots; drop each into cold water as soon as it is peeled. When all are ready, drain and put in a saucepan well covered with boiling water, adding a teaspoon of salt for every quart of water. Boil rapidly for ten minutes with the cover partly off; drain and return to the fire with fresh water. Simmer until tender; add pepper and butter and serve, or omit the butter and pepper and pour a cream sauce over the onions.

**STEWED ONIONS**

1½ pints onion  
1 tablespoon butter

½ teaspoon salt  
½ saltspoon pepper

Cut the onions in slices and boil in salted water for ten minutes; drain and return to the saucepan with the butter, salt and pepper. Cover and cook over a hot fire for five minutes; then cook slowly for thirty or forty minutes. Drippings may be substituted for the butter if desired.

### SCALLOPED ONIONS

Cut boiled onions into quarters; put them in a baking dish and mix well with cream sauce; cover with bread crumbs and bits of butter and place in the oven until the crumbs are browned.

### FRIED ONIONS

6 onions  
1 tablespoon butter  
Salt and pepper

Remove the skins from the onions; cut them in slices and cook in boiling salted water for fifteen minutes. Drain; add the butter and fry until well browned, stirring to prevent them from sticking. Season and serve with beefsteak or calf's liver.

### STEWED TOMATOES

Pour boiling water over the tomatoes; remove the skins; cut into small pieces and place in a saucepan over the fire. Boil gently for twenty or thirty minutes and season, allowing for each quart of tomato one generous teaspoon each of salt and sugar and one tablespoon of butter. If in addition to this seasoning a slice of onion has been cooked with the tomatoes from the beginning, the flavor will be greatly improved.

### SCALLOPED TOMATOES

1 pint tomatoes  
1 pint bread crumbs  
2 tablespoons butter  
1 tablespoon sugar  
2 teaspoons salt  
1 saltspoon pepper

Butter a baking dish and in it put alternate layers of tomatoes and bread crumbs, seasoning each layer of crumbs and covering it with small pieces of butter. Have a layer of crumbs on the top. If fresh tomatoes are used bake one hour, if canned, a half hour. If the crumbs begin to brown too quickly cover the dish with a tin plate.

### STUFFED TOMATOES

6 large tomatoes  
1 cup bread crumbs  
1 teaspoon chopped onion  
 $\frac{1}{2}$  teaspoon salt  
 $\frac{1}{2}$  saltspoon pepper  
1 tablespoon butter

Cut a slice off the stem end of the tomato and scoop out the seeded part. Brown the onion slightly in the butter; add it to the

## VEGETABLES

Planned for a  
Family of Four

bread crumbs, with seasoning, and fill the tomatoes with the mixture. Place them in a shallow baking pan and bake in a quick oven about thirty minutes.

### FRIED TOMATOES

3 large tomatoes	Flour
Salt and pepper	Butter
1 cup cream sauce	

Wash the tomatoes; slice them in half-inch slices; sprinkle with salt, pepper and flour and brown lightly in butter. Lay on a hot platter and pour over them a cream sauce made with the butter that remains in the pan.

### TURKISH PILAF

$\frac{1}{2}$ cup rice	1 cup stock
$\frac{3}{4}$ cup stewed tomatoes	3 tablespoons butter

Strain the tomatoes and cook them with the rice and stock in a double boiler until the rice is tender; add the butter and stir it in without mashing the rice.

Serve as a border with meat or as a vegetable. If desired, a little catsup or Chili sauce and water to make three quarters of a cup may be substituted for the tomatoes.

### ASPARAGUS

Cut off the woody part of the asparagus and scrape the lower ends of the stalks, or cut off all but the very tender part, saving the pieces for cream of asparagus soup. Wash the stalks and tie them in bunches; place them upright, stem end down in a deep saucepan. Pour in boiling water sufficient to come up to the tender heads but not to cover them; add a teaspoon of salt for each quart of water and place the saucepan where the water will boil. Cook until tender, leaving the cover partly off. It will take from fifteen to thirty minutes according to the age of the asparagus. Serve on thin slices of buttered toast, seasoning with butter, pepper and salt, or pouring drawn butter or cream sauce over all. Save the water for vegetable soup.

If preferred, all the tender part of the asparagus may be cut into short pieces, boiled in water sufficient to cover, and served in cream sauce or in a little of the water in which it is cooked, seasoned with salt, pepper and butter.

### OKRA

Wash young pods and boil them in salted water until tender, about twenty minutes; drain and reheat for five minutes in cream, adding butter, salt and pepper.

### GREEN PEPPERS STUFFED

6 peppers	$\frac{1}{4}$ teaspoon basil
Bread crumbs	$\frac{1}{4}$ teaspoon summer savory
2 teaspoons salt	2 tablespoons butter or drippings
1 tablespoon herbs	1 cup white sauce
2 cups white stock or water	

Select only tender, sweet peppers. Soak in water bread crumbs sufficient to make one pint when the water is pressed out; mix with the seasonings and butter. Cut off the stem end of each pepper; carefully remove the interior and fill the peppers with the prepared dressing. Place in a shallow baking pan and pour around them the white sauce thinned with the stock or water. Bake about one hour, basting frequently with the sauce.

Peppers may also be filled with a well-seasoned dressing of chopped meat, with or without the addition of bread crumbs or boiled rice.

### FRIED EGGPLANT

Cut the eggplant in slices about a quarter of an inch thick; pare them; sprinkle with salt and pile one upon another, placing over them a plate with a weight on top. Let stand for an hour; remove the plate; dip the slices in beaten egg, to which has been added a tablespoon of water, half a tablespoon of salt and half a teaspoon of pepper. Then dip the slices in dried bread crumbs; spread on a dish for twenty minutes or more and fry until brown in deep fat.

### BAKED EGGPLANT

Make a dressing as for stuffed peppers, using, however, a little more salt, pepper and butter. Cut the eggplant in two lengthwise; scrape out the inside; mash it fine; mix with the dressing and return to the shells. Place on a pan in the oven and bake forty-five minutes. Serve in the shells, placing a doily under each half.

**BROILED EGGPLANT**

Slice the eggplant and drain it as for frying; spread the slices on a dish; season with salt and pepper; baste with olive oil; sprinkle with dried bread crumbs and broil.

**SQUASH**

Summer and winter squash are prepared and boiled in the same way. Wash and pare the squash; cut it into small pieces; cook in boiling water for half an hour; mash fine and season with salt, pepper and plenty of butter.

**BAKED SQUASH**

Wash a Hubbard squash and cut it into large pieces, removing the pulp. Place these, outer side down, in a shallow baking dish and bake until brown. Baked squash is eaten like baked sweet potatoes with butter and salt.

**STEAMED SQUASH**

Remove the top of a Hubbard squash and steam the rest until tender. Discard the pulp; scoop out the remainder of the soft portion; mash it, seasoning well with salt, pepper and butter; re-heat; return to the shell and score the dome-shaped surface with a knife. Place the squash on a plate with a doily beneath it and serve.

**CORN ON THE COB**

Free the corn from husks and silk; have a kettle of water boiling hard; drop the corn into it and cook ten minutes (or longer if the corn is not young). If a very large number of ears are put into the water they will so reduce the temperature that a longer time will be needed. In no case, however, should the corn be left too long in the water, as overcooking spoils the delicate flavor.

**CORN OFF THE COB**

Corn is frequently cut from the cob after it is cooked and served in milk or butter; but by this method much of the flavor and juice of the corn itself is wasted. It is better to cut the corn from the cob before cooking. With a sharp knife cut off the grains, not cutting closely enough to remove any of the woody portion of the

skins. Then with a knife press out all the pulp and milk remaining in the cob; add this to the corn; season well with salt, pepper and butter; add a little more milk if the corn is dry; cook, preferably in the oven, for about ten minutes, stirring occasionally. If the oven is not hot, cook over the fire.

### SUCCOTASH

To a pint of corn cooked off the cob add a pint of cooked and creamed Lima beans.

### CORN PUDDING

6 ears corn	$\frac{1}{2}$ teaspoon sugar
1 cup hot milk	$\frac{1}{2}$ tablespoon butter
$\frac{1}{4}$ teaspoon salt	$\frac{1}{2}$ tablespoon flour
1 egg	

Prepare the corn as for cooking off the cob. Melt the butter; mix well with the flour; add the milk gradually, then the seasoning and corn, and last of all the beaten egg. Pour into a buttered baking dish and bake in a moderate oven for half an hour.

### STEWED MUSHROOMS

1 pint mushrooms	Salt and pepper
1 tablespoon butter	Flour

Wash the mushrooms; peel them and cut off the bottom of the stalks. Melt the butter; add the mushrooms, sprinkling them with salt, pepper and flour. Let them cook slowly in the butter and their own liquor for about fifteen minutes.

If desired, a few tablespoons of cream and a little grated nutmeg may be added to the butter, and the mushrooms served on small pieces of buttered toast.

### BROILED MUSHROOMS

Wash the mushrooms; remove the stems and peel the caps. Place them in a broiler and broil for five minutes, with the cap side down during the first half of broiling. Serve on circular pieces of buttered toast, sprinkling with salt and pepper and putting a small piece of butter on each cap.

**BAKED MUSHROOMS**

Choose the larger mushrooms for baking. Prepare them as for broiling and place them upside down in a shallow baking dish, sprinkling with salt and pepper and placing a small piece of butter on each. Bake for about twenty minutes, basting with a little melted butter.

**MUSHROOMS À LA POULETTE**

Stew the mushrooms in cream; remove from the fire and stir in the beaten yolks of two eggs. Return to the fire to let the eggs thicken; then serve at once.

**BOILED CHESTNUTS**

Boil the chestnuts a few minutes; drain and remove the shells and skins. Boil again until tender, adding sufficient salt to make them palatable. Drain again; shake over the fire until dry; cover with cream sauce and serve at once. If allowed to stand the chestnuts become heavy and unappetizing.

**ROASTED CHESTNUTS**

With a sharp knife cut across on the flat side of each chestnut; put them in a wire pan and shake constantly over a hot fire until the shells split. Serve at once.

**BOILED POTATOES**

If the potatoes are to be boiled in their skins, cut a narrow band of skin from the center of the potato and small pieces from the ends. If the potatoes are to be peeled, use a very sharp knife and remove as thin a layer as possible. If the potatoes are very young, the skins may be scraped off. Let the potatoes boil fifteen minutes; then add a tablespoon of salt for every dozen potatoes; boil until tender and remove immediately from the water so that they will not become soggy. They will be improved by being kept hot for an hour or more provided that they are so ventilated that they dry rather than retain moisture.

Boiled potatoes may be served dry or covered with cream sauce.



### STEAMED POTATOES

Steamed potatoes are prepared as for boiling, put in a closed vessel having a perforated bottom over a kettle of boiling water. They will require from thirty to forty minutes to cook.

### BAKED POTATOES

Wash the potatoes perfectly clean and let them drain; put them in an old baking pan in a hot oven and bake until soft. Potatoes of medium size will take about forty minutes. Baked potatoes should be served as soon as they are done, but if they must stand for any time the skins should be broken so that the moisture may escape.

### FRENCH FRIED POTATOES

Pare the potatoes and throw them into cold water until needed. Dry them with a towel; cut into small pieces lengthwise of the potato; drop them into hot fat and remove when lightly browned. It is better to fry only a few at a time, letting those done stand in a colander in the oven to keep hot. When all are done, sprinkle with salt and serve at once.

For variety, and for use in garnishing, cut the potatoes into balls, using the vegetable cutter which comes for this purpose.

### STUFFED POTATOES

6 large potatoes	1 teaspoon salt
1 tablespoon butter	Dash of pepper
1/4 cup milk	1 egg

Bake the potatoes and when done cut off one end of each and scoop out the contents into a bowl. Mash thoroughly; add the butter, seasoning and milk. Then return the potato to the shells; dip the open end of each in beaten egg and place them on a pan in the oven. Brown the ends and serve.

### MASHED POTATOES

4 medium-sized potatoes	1/2 teaspoon salt
1 large tablespoon butter	4 tablespoons milk

Boil the potatoes and drain them thoroughly; mash and beat with a wire beater until light; add the butter, salt and milk, heated. Serve at once if possible. If obliged to keep them stand-

ing do not put a cover on the saucepan as steam makes them soggy. Stand over a kettle of hot water and when ready to serve put them, mound fashion, in a hot dish and sprinkle the top lightly with pepper.

### CREAMED POTATOES

2 cups boiled potatoes

1 cup cream sauce

Make the cream sauce thinner than usual by adding a little extra milk. Cut the potatoes into small cubes and mix them thoroughly with the same. Cook in a double boiler until the potatoes are thoroughly hot; add a little chopped parsley, if desired, and serve.

### NEW POTATOES IN CREAM

Scrape and boil new potatoes until tender; cover with cream sauce to which a little chopped parsley has been added, and serve.

### POTATO CROQUETTES

2 cups mashed potatoes

Salt and pepper

2 tablespoons butter

Grated nutmeg

$\frac{1}{2}$  tablespoon chopped onion

2 eggs

$\frac{1}{2}$  tablespoon chopped parsley

Bread crumbs

Mix the potatoes thoroughly with the butter, onion, parsley, salt, pepper and nutmeg. Mold them; dip in the beaten eggs; roll in bread crumbs; drop into hot fat and cook until a golden brown.

### POTATO BALLS

Select large potatoes, as free from blemishes as possible; cut into balls with a vegetable cutter; cook in boiling salted water until tender; cover with melted butter and chopped parsley and serve.

### POTATO CAKES

Take cold mashed potatoes or cold baked or boiled potatoes that have been mashed and seasoned; roll into balls, dusting the hands well with flour first. Flatten into cakes and sauté in butter, or place on a buttered tin with a small piece of butter on the top of each and bake in a hot oven until golden brown.

LYONNAISE POTATOES

3 boiled potatoes	1/2 teaspoon salt
1 tablespoon butter	Dash of pepper
1/2 small onion	1/2 tablespoon minced parsley

Slice the onion and brown it slightly in the butter; add the potatoes; mix well and stir until all are browned, seasoning thoroughly. Just before serving add the parsley.

SCALLOPED POTATOES No. 1

1 pint sliced raw potatoes	1 tablespoon flour
1 cup scalded milk	1/2 teaspoon salt
1 large tablespoon butter	1/2 saltspoon pepper

Butter a baking dish and in the bottom put a layer of the potatoes. Sprinkle with salt, pepper and flour and dot with small pieces of butter. Repeat until the materials are used; pour the scalded milk over all and bake in a moderate oven for forty-five or fifty minutes.

SCALLOPED POTATOES No. 2

2 cups cold potatoes	Salt and pepper
2 cups cream sauce	1 cup bread crumbs
Butter	

Cut the potatoes into cubes; mix well with the cream sauce, adding more seasoning if necessary; pour into a baking dish; cover with bread crumbs and small pieces of butter and bake for about half an hour.

POTATOES AU GRATIN

2 cups cold boiled potatoes	3 tablespoons grated cheese
2 cups cream sauce	Salt and red pepper
Buttered bread crumbs	

Slice the potatoes and add them to the hot cream sauce. Bring all to a boil; remove and add the cheese and seasoning. Pour all into a baking dish; sprinkle bread crumbs over the top and set in the oven to brown.

BROWNEED POTATOES

Either sweet or white potatoes may be browned. Boil and peel them, cutting them in halves if they are very large. Put them in

## VEGETABLES

Planned for a  
Family of Four

a baking pan; baste with savory drippings or butter and season with salt. Cook in a hot oven until brown.

The potatoes may be browned in a frying pan over the fire if the oven is not hot. The oven, however, is to be preferred.

If the potatoes are to be served with a roast they may be browned with the meat. They should, however, never be put into the pan raw, as they are sure to turn dark and ugly if not boiled first.

### POTATO PUFF

2 cups boiled potatoes	2 eggs
2 tablespoons butter	$\frac{1}{2}$ cup scalded milk
Salt to taste	

Use left-over mashed potatoes or potatoes freshly boiled and pressed through a vegetable press. Melt the butter; beat it into the potatoes; add the egg, beaten separately, then the hot milk and seasoning. Bake in one dish or in individual dishes until delicately browned.

### HASHED BROWN POTATOES

1 pint chopped cooked potatoes	Dash of pepper
2 tablespoons cream	$\frac{1}{2}$ teaspoon chopped parsley
$\frac{1}{2}$ teaspoon salt	1 tablespoon butter

Melt the butter in a smooth frying pan and when hot add the other ingredients, well mixed together. Pack lightly into a layer of uniform thickness and cook slowly for twenty or thirty minutes. Fold over and serve. There should be a thick brown crust on the outside.

### CANDIED SWEET POTATOES

Cut boiled sweet potatoes into long slices; place them in an earthen dish; butter each and sprinkle with sugar. Bake until the sugar and butter have candied and the potatoes are brown.

### FRIED SWEET POTATOES

Wash and cut small uncooked sweet potatoes into quarters; dry them and lower them into boiling hot fat. Brown thoroughly; remove with a skimmer; drain and dry on paper; sprinkle with salt and serve.

### VEGETABLE HASH

Hash may be made with one or many vegetables and with or without the addition of meat and fish. Potato is the most useful vegetable for hash, because it combines well with meat or other vegetables. The vegetables must be chopped fine, well seasoned with salt and pepper, and parsley, onion, chives or green pepper if desired, and moistened with stock, milk or water, using a quarter of a cup to a pint of hash. Melt a half tablespoon of butter or savory drippings in a pan; put in the hash, spreading it evenly and dropping small pieces of butter or drippings over the top. Cover the pan; let the hash cook over a moderate fire for half an hour; fold over like an omelet and serve. If properly cooked there will be a rich brown crust formed on the outside of the hash.

### BOILED MACARONI


Break the macaroni into small pieces; boil for half an hour; drain and blanch in cold water. Reheat in tomato or cream sauce and serve. Grated cheese may be sprinkled over the dish if desired.

The recipe for Baked Macaroni will be found in the chapter on "Meat Substitutes."

### STUFFED CUCUMBERS

4 cucumbers	Dash of grated nutmeg
1 cup pecans or Brazil nuts	2 tablespoons melted butter
6 tablespoons mashed potatoes	1 cup white sauce
1 well-beaten egg	1 teaspoon capers
1 teaspoon salt	Dash of powdered cloves
2 tablespoons chopped parsley	1 well-beaten egg
1 saltspoon white pepper	Salt and pepper



Cut the cucumbers in half lengthwise; remove the seeds with a spoon; lay the cucumbers in vinegar over night; then wipe dry and fill with a mixture made from the chopped nuts, potatoes, egg, salt, parsley, pepper, nutmeg and butter. Bake in a buttered baking tin until tender. Serve hot with white sauce, to which has been added the capers, cloves, egg and seasoning.













## DESSERTS

Date Sponge      Walnut and Date Dainty



VEGETABLES

Lima Beans    Corn    Kidney Beans





## ENTRÉES

**N**OWHERE, perhaps, does the art of the cook display itself more than in the preparation and serving of entrée dishes. Such dishes are, on the whole, difficult of preparation and require at all times a certain degree of care.

Many entrées may be made from cold meats and vegetables left from previous meals. See some of the recipes in this chapter, others in the chapter, "Left-Overs."

### FRITTER BATTER

1 cup flour	$\frac{1}{2}$ cup milk
$\frac{1}{2}$ teaspoon salt	1 tablespoon olive oil
teaspoon baking powder	2 eggs

Mix the dry ingredients thoroughly; add the milk, then the oil, and last the beaten eggs.

### VEGETABLE FRITTERS

Cook the vegetables thoroughly; drain them; chop fine and add to the batter. Drop in boiling hot fat; drain and dry on paper.

### OYSTER FRITTERS

Wash the oysters and parboil them; drain well and add to the batter. Use oyster juice instead of milk in making the batter. Fry in hot fat; drain and serve.

### APPLE FRITTERS

Choose sour apples; pare, core and cut them into small slices. Stir into fritter batter and fry in boiling hot fat. Drain on paper; sprinkle with powdered sugar and serve.

## BANANA FRITTERS

3 bananas	$\frac{1}{4}$ teaspoon salt
1 cup flour	$\frac{1}{3}$ cup milk
1 teaspoon baking powder	1 teaspoon lemon juice
$1\frac{1}{2}$ tablespoons sugar	1 egg

Mash the bananas and mix the flour with the salt, sugar and baking powder. Combine the dry ingredients with the bananas, alternating with the milk. Add lemon juice and the egg, beaten light. Drop by spoonfuls into deep fat and fry. Drain on paper and sprinkle with powdered sugar.

## BEEF KROMESKIES

1 tablespoon butter	1 teaspoon salt
1 tablespoon flour	Dash of pepper
1 cup milk	1 tablespoon parsley
1 pint cold beef	1 teaspoon onion juice

Melt the butter; add the flour; then the milk gradually, stirring to prevent lumps. Cook until it thickens; mix in the chopped beef and seasonings and set aside to cool. When cool form into small cylinders; dip each in fritter batter and fry in smoking hot fat.

## ROMAN GNOCCHI

$\frac{1}{4}$ cup butter	2 cups milk
$\frac{1}{4}$ cup flour	2 egg yolks
$\frac{1}{4}$ cup cornstarch	$\frac{3}{4}$ cup grated cheese

Melt the butter and cook the cornstarch and flour in it without browning. Add the milk and cook three minutes, stirring constantly. Add the yolks and a half cup of cheese; pour into a shallow buttered pan and cool; cut into squares; place on a shallow dish; sprinkle with the remaining cheese and brown in the oven.

## RISSOLES

Roll puff-paste into oblong pieces three by four inches; put a spoonful of creamed chicken, sweetbreads or mushrooms on one side; fold over and press the edges together, moistening slightly to make the edges stick. Brush with beaten egg and bake until a delicate brown.

### RICE TIMBALES

Pack boiled rice into small buttered molds; let stand in hot water for fifteen minutes and serve as a garnish or as an entrée with some sweet sauce.

### SWEDISH TIMBALES

$\frac{3}{4}$ cup flour	$\frac{1}{2}$ cup milk
$\frac{1}{2}$ teaspoon salt	1 egg
1 tablespoon olive oil	

Sift the flour and salt; add the milk and beaten egg gradually, beating constantly with a wire beater; add the oil and continue beating until the batter is perfectly smooth.

Put the timbale iron in a kettle of hot fat for about twenty minutes. Take the bowl of batter in the left hand and hold it near the kettle of hot fat; with the right hand lift the iron from the fat; wipe it on soft paper; dip it into the batter, coating the iron to within three quarters of an inch from the top, allow the batter to dry and then dip it in the hot fat, holding the iron a little sidewise until it is in the fat; then turn perpendicularly and cook until the batter is a delicate brown. Take the iron out the same way it was put in, being very careful not to drop the timbale into the fat; drain the grease off and lay timbale on paper to drain. Wipe the drops of grease from the iron with a soft paper every time it is used. Fill the timbales with creamed fish, oysters, chicken or sweetbreads.

### TIMBALE OF MACARONI

Boil macaroni as usual in salted water; rinse in cold water and cut into pieces a third of an inch long. Line a mold with these, spreading the bottom and sides thickly with butter first and setting the open ends of the macaroni against the butter. Spread over the macaroni a forcemeat suitable to whatever is to constitute the filling of the timbale; then fill up the mold with highly seasoned fish, game, poultry or oysters. Moisten with sauce; cover with more forcemeat, pinching the edges well together so that the sauce will not break through in cooling. Set the mold in a pan of hot water; cover with buttered paper and bake in a moderate oven for half an hour.

## CHICKEN À LA KING

- |                            |                      |
|----------------------------|----------------------|
| 1 cup chicken (white meat) | 2 chopped pimolas    |
| 2 tablespoons butter       | 1 tablespoon vinegar |
| Salt and pepper            | 2 egg yolks          |
| 1 cup cream                |                      |

Heat the chicken in the butter; season; add the pimolas and vinegar; cook for five minutes; then add the eggs, well beaten in the cream. Stir until the mixture thickens slightly; serve at once or it will curdle. Serve on small squares of toast or in patty shells.

## CHICKEN À LA CRANE

- |                    |                        |
|--------------------|------------------------|
| 1 cup cold chicken | 1 cup boiled mushrooms |
| 1 cup cream sauce  |                        |

Cut the chicken into small cubes; add the mushrooms, quartered; stir all into the cream sauce; heat thoroughly and serve in patty shells or patty cups.

## CHICKEN PATTIES

- |                     |               |
|---------------------|---------------|
| 2 cups cold chicken | Grated nutmeg |
| 1 cup cream sauce   |               |

Cut the chicken into small cubes; add a little grated nutmeg; stir into the cream sauce; heat thoroughly and serve in patty shells or patty cups.

## MEAT PATTIES

Meat patties of various kinds may be made according to the recipe for chicken patties.

## HAM PATTIES

- |                           |                     |
|---------------------------|---------------------|
| 1 cup cold chopped ham    | 1/2 teaspoon salt   |
| 1/4 cup fine bread crumbs | 1/4 teaspoon pepper |
| 1 tablespoon butter       | 1 cup milk          |

Mix the ingredients thoroughly and put a layer in the bottom of buttered patty cups. Break an egg over the top of each; dust with pepper and salt; cover with fine bread or cracker crumbs and bake about eight minutes in a quick oven.



### PATTY SHELLS

Follow the directions for making puff-paste. One half pound of flour will make about six patty shells.

Roll the paste to a thickness of one fourth inch; stamp out with a large round cutter and cut the centers from half of the rounds. Lay the rings thus made on the whole rounds, pressing them down so that they will stick together. In cold weather it may be necessary to wet the top of the large rounds near the edge to make sure that the rings will not slip. If deeper patty shells are wished two or three rings may be placed on top of the rounds instead of one.

Have the oven as hot as for baking white bread. The shells should rise in ten minutes and then take twenty minutes longer to bake through and brown. There will usually be a little soft dough left in the center. This should be carefully removed with a fork.

### VOL-AU-VENT

Roll puff-paste one half inch thick and from it cut out two large ovals, using a sharp knife first dipped in flour. Place it on a shallow baking tin; cut a smaller oval from the second piece and lay the ring on the first, moistening slightly so that the two will stick together when baked. Roll out the piece cut from the second oval until it is the size of the others and bake in a separate pan as a cover for the vol-au-vent. Bake in a hot oven, covering with paper after the first fifteen minutes. It will require three quarters of an hour or longer; and unless baked thoroughly the crust will fall in cooling. When ready to use, reheat and fill with creamed oysters or game; or for dessert fill with sugared fruit and serve with whipped cream.

### CHICKEN CROQUETTES

1½ cups cold chicken	½ teaspoon onion juice
1 tablespoon butter	½ teaspoon salt
½ tablespoon flour	¼ teaspoon pepper
½ cup milk or stock	½ tablespoon lemon juice
Dash of nutmeg	1 egg
Bread crumbs and beaten egg	

Cook the flour in the butter; add the milk gradually; then the seasonings and chicken. Remove from the fire; add the egg, well beaten; mix and cool. Shape in small cones; dip in another

beaten egg; roll in bread crumbs; put in a wire frying-basket and lower into boiling hot fat. Test the fat by lowering a piece of stale bread into it; if the bread browns in thirty seconds the fat is sufficiently hot. Fry the croquettes a light brown; drain over the fat; lay on brown paper in a warm place for a few minutes and serve.

**MEAT CROQUETTES**

Veal, mutton, lamb, beef and turkey croquettes may be prepared in the same way as chicken croquettes. The secrets of success are to have the croquettes well coated with egg and crumbs and the fat sufficiently hot. Olive oil, cottolene, suet, lard, or a mixture of any of these with drippings will serve the purpose; but olive oil is best.

**SALMI OF GAME**


1 cup brown sauce	1 teaspoon catsup
6 mushrooms	$\frac{1}{4}$ teaspoon lemon juice
1 cup cooked duck	$\frac{1}{4}$ teaspoon onion juice
Salt and pepper	

Stir the game and mushrooms into the brown sauce and cook until thoroughly heated. When ready to serve add catsup, onion and lemon and season with salt and pepper.

**CURRIED RABBIT**

1 cup chopped cold rabbit	$\frac{1}{2}$ teaspoon onion juice
1 cup brown sauce	1 teaspoon curry powder

Add the rabbit meat to the brown sauce; cook until thoroughly heated; season and serve in a border of rice.



### LEFT-OVERS

Fish Cutlets

Blanquette of Chicken with Peas

Cusk à la Crème




DESSERTS


Raisin Puffs

Chocolate Eclairs

Blanc Mange











## SALADS

**S**ALADS are seldom difficult of preparation and the resourceful housewife will find ever-widening possibilities. The salad, too, may in one sense be regarded as an economic provision in the menu, for in no other way can so many "left-overs" be attractively presented upon the table. For this reason, no doubt, some one has suggested that the salad must have originated in New England, the time-honored source of all the economies.

The thing of chief importance in making salads is to have everything crisp and cold both at the time of making and the time of serving. Greens should be carefully washed in cold water always, and if not especially fresh should be allowed to stand in water for several hours. After removing them, dry by a vigorous swinging in a wire basket or by pressing them lightly between a clean folded towel or napkin. The dressing should not be added until the moment of serving, and the salad should be kept upon the ice as long as possible.

Recipes for several kinds of dressing are here given. Mayonnaise is perhaps more generally used than any; but many persons dislike the taste of olive oil and prefer a cooked salad dressing. Lettuce and other leaf salads are usually considered better served with French dressing, and the latter is more delicate than any other dressing and therefore better adapted to some combinations.

### MAYONNAISE DRESSING

Yolk of 1 egg	$\frac{1}{2}$ teaspoon salt
1 cup oil	Dash of red pepper
2 teaspoons vinegar or lemon juice	$\frac{1}{2}$ teaspoon mustard

Beat the egg in a cold dish with a silver or wooden fork. If the weather is very warm, place the dish in a larger vessel filled with chopped ice. When the egg is beaten add the seasoning and

the oil, drop by drop, being careful to beat well without reversing the motion for fear of curdling. When the dressing thickens begin adding the vinegar drop by drop. Then add more olive oil, then more acid, continuing until all are consumed. Be sure to have all the ingredients and dishes as cold as possible.

If the mixture should curdle, begin immediately with a fresh egg in a fresh dish, and when it is well beaten add carefully the curdled mixture, drop by drop.

### COLORED MAYONNAISE

To color Mayonnaise green add one tablespoon of ravigote herbs to the finished dressing; or chop parsley leaves very fine; pound them in a small quantity of lemon juice; strain and add the juice to the dressing.

To color Mayonnaise red rub one scant tablespoon of lobster coral through a fine sieve and add it to the dressing.

### WHITE MAYONNAISE

To make white Mayonnaise follow the ordinary directions, using lemon juice instead of vinegar, omitting the mustard and adding, when finished, a half cup of whipped cream or half an egg white beaten very stiff.

### COOKED DRESSING (MOCK MAYONNAISE)

1 cup milk	1 teaspoon flour
1 tablespoon butter	1 egg
2 teaspoons mustard	1 tablespoon vinegar
2 teaspoons sugar	1/2 teaspoon salt

Heat the milk and butter; add the egg into which the mustard and sugar and flour have been well beaten. Stir over the fire until the mixture thickens; add the vinegar; take from the fire and add the salt. This may be used in place of Mayonnaise dressing by those who do not care for oil.

### CREAM DRESSING

1 cup cream	1 tablespoon vinegar
1 tablespoon sugar	1/4 teaspoon salt
Dash of red pepper	

Mix the sugar, vinegar, salt and pepper thoroughly together; then add the cream gradually.

### FRENCH DRESSING

2 tablespoons vinegar	1 teaspoon salt
6 tablespoons olive oil	1/2 teaspoon paprika

Put the salt and paprika in a bowl; add a little oil and beat well; then gradually add the remainder of the oil, stirring constantly. Last of all stir in the vinegar, drop by drop.

### SALAD DRESSING IN LARGE QUANTITY

3 eggs	1 teaspoon mustard
3 tablespoons flour	1/2 cup vinegar
1 1/2 cups cold water	3 egg yolks
Red and black pepper	1 cup olive oil

Salt

Beat the three whole eggs; add the mustard and flour well mixed with the water and a little red and black pepper. Put the vinegar on to boil and while boiling add the egg and mustard mixture, stirring constantly until it thickens. When cold add a Mayonnaise made of the three egg yolks and olive oil. Add salt after all is finished.

This makes about a quart and is useful for chicken salad or for any purpose where a large quantity of dressing is needed. In winter it will keep a week or more.

### CHICKEN SALAD

1 cup cold cooked chicken	Mayonnaise dressing
1 cup chopped celery	Lettuce

Stuffed olives

Mix the chicken and celery thoroughly with Mayonnaise dressing; pour into a bowl lined with lettuce leaves; throw a little more dressing over the top and garnish with stuffed olives.

### TOMATO SURPRISES

3/4 cup cold chopped meat	1/2 saltspoon salt
1/2 tablespoon chopped onion	4 tablespoons Mayonnaise
1/2 tablespoon Worcestershire sauce	4 tomatoes

Lettuce

Season the meat with onion, sauce and salt, and mix with the dressing. Have the tomatoes very cold; cut a slice from the stem end and scoop out the seeded portion. Fill each with the salad mixture and serve on a leaf of crisp lettuce.

**SARDINE SALAD**

1 small box sardines  
Juice of  $\frac{1}{2}$  lemon

3 hard-boiled eggs  
Mayonnaise dressing

Prepare the sardines, free from oil, bones and skin; season with lemon juice; cut into small pieces and mix with the eggs, finely chopped. Arrange on a bed of lettuce leaves and serve with Mayonnaise dressing.

**SHRIMP SALAD**

1 can shrimps  
1 stalk celery

1 head lettuce  
 $\frac{1}{2}$  cup Mayonnaise dressing

Olives and radishes

Remove the shrimps from the can; cover with cold water and let stand a few minutes. Drain; dry between towels, and break into small pieces. Cut the celery into half-inch pieces; mix with the shrimps and the Mayonnaise dressing, and arrange on lettuce leaves, garnishing with olives or radishes.

**SALMON SALAD**

1 can salmon  
1 head lettuce

Mayonnaise dressing  
Ripe olives

Remove the salmon from the can; wash in a colander under running water and drain. On each salad plate make a nest of lettuce leaves and in it bury a portion of the salmon, broken into small pieces and covered with Mayonnaise. Garnish with ripe olives.

**LOBSTER SALAD**

1 boiled lobster  
1 head lettuce

Mayonnaise dressing  
Lobster coral

Cut boiled lobster into one-inch pieces and keep on ice until ready to serve. Arrange fresh lettuce in a bowl; pour the lobster well mixed with Mayonnaise in the center; smooth the top; cover well with dressing and sprinkle with powdered lobster coral.

**LETTUCE SALAD**

Throw away the outer leaves of the head of lettuce; wash the rest carefully in running water and dry them in a clean towel. Break or tear the leaves into convenient pieces and serve with Mayonnaise, cream or French dressing.

### COMBINATION SALAD

Scald tomatoes; remove the skin and place them on ice. Wash and drain lettuce; arrange in a salad bowl; slice the tomatoes over it and serve with Mayonnaise or French dressing.

### NOVEL TOMATO SALAD

1 cup cherry tomatoes	1 tablespoon chopped parsley
1 cup small yellow tomatoes	French dressing
1 clove garlic	Lettuce

Scald the tomatoes; peel carefully and set on the ice to cool. At serving time rub the salad bowl with garlic and line with heart leaves of lettuce. Place the yellow tomatoes in the center and the red ones around them. Cover with French dressing and sprinkle with the parsley.

### TOMATO JELLY

1/4 box gelatine	1 bay leaf
1/2 cup cold water	1/2 teaspoon chopped parsley
Juice from 1 pint tomatoes	Salt and pepper
1/2 teaspoon onion juice	Lettuce
1 teaspoon sugar	Mayonnaise dressing

Soak the gelatine in the water for one hour. Bring to a boil the liquor drained from a pint can of tomatoes and add to it the seasoning and herbs. Let this simmer for twenty minutes; add the gelatine; stir until dissolved and strain through a cloth into molds—preferably individual ones. Serve on lettuce leaves with Mayonnaise dressing or use as a garnish for other salads.

### DEVILED EGGS

6 eggs	1 tablespoon olive oil or butter
1/2 teaspoon mustard	Salt and red pepper
A little vinegar if desired	

Boil the eggs for fifteen minutes; then throw them into cold water to prevent the whites from darkening. Remove the shells; cut in halves lengthwise; take out the yolks carefully and mash them with the oil or butter and seasoning. If desired, a tablespoon of minced ham or tongue or a little chopped parsley and onion may be added. Fill the cavity of each half with the paste and set in a cool place until needed. Serve on crisp lettuce leaves or on a platter garnished with parsley or watercress.

## PEPPER AND CREAM CHEESE SALAD

1 large green pepper	2 tablespoons chopped walnuts
1 cream cheese	Mayonnaise dressing
Lettuce	

Select a large pepper that is sweet; cut off the stem end; remove the seeds and turn it upside down to drain. Mash the cream cheese; mix with the walnuts and press into the pepper, being careful to fill all the crevices. Set away on the ice for several hours; when ready to serve cut into thin slices and serve on crisp lettuce leaves with Mayonnaise dressing.

## NASTURTIUM SALAD

1 head lettuce <sup>1</sup>	French dressing
1 tablespoon nasturtium seeds	Nasturtium blossoms

Wash the lettuce and place it in a bowl; scatter the seeds over the top; cover with French dressing and garnish with nasturtium blossoms.

## EGG SALAD

6 hard-boiled eggs	1 head lettuce
Mayonnaise dressing	

Cut the whites of the eggs into rings and arrange them on the lettuce leaves; sift over them the yolks, using a fine wire sieve. Serve with Mayonnaise dressing.

## POTATO SALAD No. 1

4 boiled potatoes	French dressing
1 chopped onion	Lettuce
1 hard-boiled egg	

To make the best salad do not use left-over potatoes, but boil them freshly, removing them from the water the moment they are tender. Slice carefully; mix with the onion and French dressing and serve on lettuce leaves garnished with slices of hard-boiled egg.

## POTATO SALAD No. 2

4 boiled potatoes	Mayonnaise dressing
4 hard-boiled eggs	Lettuce
1 tablespoon chopped parsley	

Boil the potatoes, removing them from the water as soon as they are tender; slice and mix with the eggs, finely chopped, and the

Mayonnaise. Serve on lettuce leaves and sprinkle parsley over the top.

### COLD SLAW

Select a small, compact cabbage; strip off the outside leaves and cut the head in quarters. With a sharp knife slice very thin; soak in cold water until crisp; drain and dry between clean towels. Mix with hot dressing and serve when cold.

### COLD-SLAW DRESSING

2 eggs	1 teaspoon sugar
1 cup vinegar	$\frac{1}{2}$ tablespoon butter
$\frac{1}{4}$ teaspoon salt	

Beat the eggs thoroughly; add the other ingredients and cook all over boiling water until the mixture thickens.

### BEET SALADS

1. Cut cold cooked beets into half-inch dice; mix with shredded lettuce leaves or watercress, and serve on whole lettuce leaves, covered with French dressing.

2. Arrange alternate layers of cold cooked beets and hard-boiled eggs on a bed of lettuce leaves, and sprinkle over the top a little finely-chopped onion. Serve with French dressing.

3. Arrange alternate layers of cold cooked beets and cabbage, finely chopped and well mixed with Mayonnaise or cooked salad dressing. Serve on lettuce.

### CUCUMBER SALAD

2 dozen cucumbers	1 gill olive oil
6 small onions	1 tablespoon celery seed
6 tablespoons salt	1 quart vinegar

Cucumber salad should be made in large quantities, as it will keep indefinitely and is good to serve in emergencies. Peel and slice thin the cucumbers and onions; spread in layers; sprinkle with salt and let stand for several hours. Then drain. Mix the oil and celery seed; add the vinegar, drop by drop, and pour over the cucumbers and onions. Mix well; put into sterilized pint jars; seal and set away in a cool, dark place.

## WINTER SALAD

- |                      |                                  |
|----------------------|----------------------------------|
| 1 small head lettuce | 2 juicy apples                   |
| 1 lemon              | $\frac{1}{2}$ cup chopped celery |
| Mayonnaise dressing  |                                  |

Pare the apples and lemon and cut them into thin slices. Mix thoroughly with the celery and cover with Mayonnaise or French dressing. Serve on crisp lettuce leaves.

## SALMAGUNDI SALAD

- |                               |                                    |
|-------------------------------|------------------------------------|
| 3 boiled white potatoes       | 1 apple                            |
| $\frac{1}{2}$ cucumber        | $\frac{1}{4}$ teaspoon celery salt |
| $\frac{1}{2}$ cup cooked peas | 1 hard-boiled egg                  |
| Mayonnaise dressing           |                                    |

Slice the potatoes; chop the cucumber, apple and egg; then mix all the ingredients together, pouring over them Mayonnaise dressing. Serve on crisp lettuce leaves.

## WATER-LILY SALAD

- |                     |                    |
|---------------------|--------------------|
| 1 head lettuce      | 6 hard-boiled eggs |
| Mayonnaise dressing |                    |

Line a circular dish with the lettuce. Cut the whites of the eggs in pieces lengthwise, like the petals of a water-lily. Arrange the pieces in circular form on the lettuce, and in the center pour the yolks of the eggs well mixed with Mayonnaise. Or lay a large green leaf on each individual plate and make a small lily with each egg.

## CAULIFLOWER SALAD

- |                              |                 |
|------------------------------|-----------------|
| 1 small cauliflower          | French dressing |
| 2 tablespoons lemon juice    | Lettuce         |
| 1 tablespoon chopped parsley |                 |

Wash the cauliflower carefully; tie in a cloth and cook in boiling, salted water until thoroughly tender. When done remove the cloth; pour the lemon juice over the cauliflower and set it on the ice to cool. When ready to serve separate the flowerets; lay them on lettuce leaves; cover with French dressing and sprinkle parsley over the top.



NORMANDY SALAD

1 small can French peas	1/2 pound pecans
1/2 teaspoon sugar	1/2 cup Mayonnaise dressing
Salt and pepper	1 small head lettuce

Cook the peas slowly in their own liquor, seasoning them with salt, pepper and sugar. When the peas have absorbed all the liquor, set them aside to cool; mix with the chopped pecans and Mayonnaise and serve on lettuce leaves.

MARINE SALAD

4 cucumbers	1 onion
2 green peppers	French dressing

Scoop out the inside of the unpeeled cucumbers, which will then have the appearance of small green boats. Chop the pulp thus removed with the peppers and onion and mix well with French dressing. Fill the boats and in the bow of each erect a white sail cut from paper and fastened to a long toothpick.

WATERMELON SALAD

2 cups watermelon	1/4 teaspoon grated nutmeg
4 tablespoons sugar	Juice of 1 orange
1 teaspoon cinnamon	Lettuce

Line a salad bowl with lettuce leaves and in it place the watermelon cut into small cubes. Mix the sugar, cinnamon and nutmeg, and sprinkle over the melon; then pour the orange juice over all.

FRUIT SALAD

2 bananas	Juice of 1/2 lemon
2 oranges	Lettuce
	French dressing

Slice the bananas and oranges and pour the lemon juice over all. Serve on lettuce leaves with French dressing.

FRUIT AND NUT SALAD

2 bananas	Juice of 1/2 lemon
2 oranges	Lettuce
1/2 cup English walnuts	French dressing

Slice the bananas and oranges and mix them with the nuts and lemon juice. Serve on lettuce leaves with French dressing.

## SALADS

Planned for a  
Family of Four

### WALNUT SALAD

- |                      |                     |
|----------------------|---------------------|
| 1 cup walnut meats   | Lettuce             |
| 1 cup chopped celery | Mayonnaise dressing |

Procure the best grade of walnuts and remove the meat from the shells in perfect halves. Mix walnuts and celery with Mayonnaise dressing and serve on crisp lettuce leaves.

Apples cored and cut into cubes may be substituted for the celery, or may be added to both nuts and celery if desired.

### PEANUT SALAD

- |                       |                       |
|-----------------------|-----------------------|
| 1 cup shelled peanuts | 2 cups chopped celery |
| Olive oil             | 1 dozen ripe olives   |
| Lettuce               |                       |

Soak the peanuts in olive oil; drain and mix with the celery and olives, pitted and minced. Serve on lettuce, adding seasoning or dressing as desired.

### BANANA SALAD

Peel the bananas and scrape them carefully to remove all stringy matter. Roll each in grated nuts and lay on a lettuce leaf. Serve with Mayonnaise dressing.

### FRUIT PYRAMIDS

On each salad plate lay a leaf of fresh lettuce, then a slice of canned pineapple, then whole slices of pared apple, orange, peach, plum or any other fruit that is in season. On the top place a maraschino cherry, and pour over all a dressing made of equal parts of lemon juice and olive oil.

### OCTOBER SALAD

- |                              |                           |
|------------------------------|---------------------------|
| 4 red apples                 | 1/2 cup canned cherries   |
| 1 grape-fruit                | 3 tablespoons lemon juice |
| 2 tablespoons powdered sugar | 4 autumn leaves           |

Select hard red apples; wash and dry them; cut a slice from the top of each and remove the hearts. After taking the cores from the hearts chop them together with the grape-fruit and cherries; mix with the sugar and lemon juice and return to the apple cases. Place each apple on a brilliant autumn leaf.

### GRAPE-FRUIT SALAD

Cut the grape-fruit in halves and remove the pulp, being careful to get none of the tough white skin. Mix with bananas and oranges and stir in white Mayonnaise dressing. Remove all skin from the inside of the grape-fruit and fill with the mixture, heaping it high and ornamenting with maraschino cherries. Lay each half in a bed of lettuce leaves and serve.

### FRAISE SALAD

Cut fresh strawberries in half lengthwise; cover with powdered sugar and kirsch and chill thoroughly. Serve in nests of lettuce leaves with white Mayonnaise.

### GRAPE-FRUIT AND PINEAPPLE SALAD

Cut the grape-fruit in half and remove the pulp with a spoon, being careful to get none of the tough white skin. Mix with fresh or canned pineapple and serve on crisp lettuce leaves, covered with white Mayonnaise dressing.

### TULIP SALAD


4 ripe tomatoes  
12 chopped pecans

Mayonnaise dressing  
Lettuce


Scald the tomatoes; remove the skins and chill thoroughly. Then with a sharp knife cut from blossom-end to stem-end into points and press open, leaving a round bulb of seeds in the center. Mix a little Mayonnaise with the pecans and place a spoonful on the top of each bulb. Serve on lettuce leaves.

### BANANA DAINTY

Cut the bananas in half crosswise and arrange them on a plate, radiating from the center. Sprinkle with grated nuts or nutmeg and heap white Mayonnaise in the center. Garnish with maraschino cherries.



# PUDDINGS AND DESSERTS





## PUDDINGS AND DESSERTS

**T**HE dessert is by no means an unimportant part of the meal; for, though frequently heavy and indigestible, it may be both dainty and wholesome. Custards and all milk desserts are to be recommended, especially in families where there are children. Many persons will take eggs and milk in this form when they would reject them in any other.

Care should be taken in planning the menu to have a dessert that "goes well" with the other courses. It is a mistake to offer mince pie or plum pudding after a heavy turkey dinner, as is so frequently done; a light dessert would be much more acceptable.

### RICE PUDDING

2 quarts milk	$\frac{2}{3}$ cup rice
$\frac{1}{2}$ teaspoon salt	$\frac{2}{3}$ cup sugar
Grated nutmeg or cinnamon	

Wash the rice; mix with half the milk and the salt and sugar and pour into a buttered pudding dish. Bake for several hours in a slow oven, stirring frequently and adding the rest of the milk. When the last milk is added, grate nutmeg over the top and let the pudding brown.

A cup of seeded or seedless raisins may be baked in the pudding if desired.

### BOILED CUSTARD

2 cups hot milk	2 tablespoons sugar
Pinch of salt	2 eggs or yolks of 3 eggs
$\frac{1}{2}$ teaspoon vanilla	

Put the milk on to heat in a double boiler. Beat the eggs thoroughly with the sugar; into them pour the hot milk, stirring to prevent lumps. Return all to the double boiler and cook until the custard coats the spoon, but no longer. If the mixture should curdle, set the boiler in a pan of cold water and beat with a wire

## PUDDINGS AND DESSERTS

Planned for a  
Family of Four

egg-beater until smooth. When the steam passes off add the vanilla or other flavoring.

In the winter, when eggs are expensive, the custard may be made with one egg and one heaping teaspoon of cornstarch dissolved in a little cold milk.

If desired, the whites of the eggs may be beaten separately and added to the custard after it is cold or beaten with sugar into a meringue.

### RICE MERINGUE No. 1

$\frac{3}{4}$ cup rice	Yolks of 4 eggs
$\frac{1}{4}$ pound butter	Little grated lemon rind
$\frac{1}{2}$ cup powdered sugar	Whites of 4 eggs
1 quart milk	4 tablespoons granulated sugar
	Juice of 1 lemon

Boil the rice in water; while hot add the butter; when cool add the sugar, milk, beaten yolks and lemon. Pour into a buttered pudding dish and cover with a meringue made of the whites of eggs and granulated sugar, flavored with lemon juice. Brown in a hot oven.

### RICE MERINGUE No. 2

2 tablespoons rice	Pinch of salt
1 quart milk	Lemon or vanilla flavoring
Yolks of 2 eggs	Whites of 2 eggs
4 tablespoons sugar	2 tablespoons sugar

Cook the rice in a little water; drain and add the yolks, sugar, salt and flavoring. Cover with meringue and brown in the oven.

### CORNSTARCH PUDDING

3 cups scalded milk	$\frac{1}{3}$ cup sugar
6 level tablespoons cornstarch	$\frac{1}{4}$ teaspoon salt
$\frac{1}{4}$ cup cold milk	2 eggs
	1 teaspoon vanilla

Mix the cornstarch with the cold milk; stir the scalded milk slowly into this mixture and stir over hot water until the cornstarch thickens. Beat the eggs slightly; add sugar and salt; pour over them the cornstarch mixture and cook one minute longer. Serve cold with cream and sugar.



CHOCOLATE PUDDING

2 tablespoons cornstarch	2 tablespoons grated chocolate
1 pint milk	½ cup sugar

Dissolve the cornstarch in a little cold milk or water and add it to the pint of milk which has just been brought to a boil. Add the sugar and chocolate; boil until the mixture thickens; pour into wet molds and set aside to cool. At serving time turn from molds and serve with whipped cream or boiled custard sauce.

COCOANUT CORNSTARCH

1 cup shredded cocoanut	1 pint milk
3 tablespoons sugar	Whites of 3 eggs
2 tablespoons cornstarch	1 teaspoon vanilla
Custard sauce	

Mix the sugar and cornstarch in a double boiler; add the milk and stir over the fire until it thickens; then add the cocoanut and cook slowly for half an hour, stirring occasionally. Remove from the fire; add the stiffly beaten whites and the vanilla and pour into a wet mold. Turn from the mold when chilled and serve with custard sauce.

COCOANUT JUNKET

4 tablespoons shredded cocoanut	1 junket tablet
1 quart milk	1 tablespoon cold water
2 tablespoons sugar	2 teaspoons vanilla

Mix the cocoanut and milk and let them stand in a warm oven for half an hour. Add sugar; strain when dissolved, and add the tablet dissolved in the cold water. Add the flavoring; pour the junket into glasses and let stand in a warm place, until firm. Remove to cool place, and at serving time sprinkle with sugar and cocoanut. Serve with or without cream.

MOCK CHARLOTTE

Whites of 4 eggs	½ cup sugar
3 tablespoons cornstarch	½ teaspoon vanilla
1 cup boiling water	Custard sauce

Moisten the cornstarch with a little cold water; pour over it the boiling water and sugar and cook until the mixture begins to clarify. Pour while hot over the well-beaten whites of the eggs;

## PUDDINGS AND DESSERTS

Planned for a  
Family of Four

mix and flavor and turn into a bowl that has been rinsed in cold water. At serving time turn out and pour custard around it.

### ORANGE PUDDING

2 oranges	Yolks of 2 eggs
1 pint milk	1 tablespoon cornstarch
$\frac{1}{2}$ cup sugar	Whites of 2 eggs
2 tablespoons sugar	

Slice the oranges into a pudding dish. Bring the milk to a boil and pour it on the egg which has been well beaten with the sugar and cornstarch. Boil until the mixture thickens; pour over the oranges; cover with a meringue made of the whites of eggs and the two tablespoons of sugar; brown quickly in the oven.

### BLANC MANGE

6 level tablespoons cornstarch	$2\frac{1}{4}$ cups scalded milk
$\frac{1}{4}$ cup cold milk	Pinch of salt
$\frac{1}{3}$ cup sugar	1 teaspoon vanilla

Stir the cornstarch and cold milk together, adding the sugar. Pour the scalded milk slowly over the first mixture and stir until it thickens. Cook in a double boiler for twelve minutes; pour into a wet mold and stand aside to cool. When ready to serve, turn from the mold and decorate with candied cherries or preserved fruit. Serve with cream and sugar or with boiled custard sauce.

### RICE BLANC MANGE

6 tablespoons ground rice	$\frac{1}{3}$ cup sugar
1 quart milk	1 teaspoon flavoring

Soak the rice for twenty minutes; stir into the milk; boil and stir until it thickens, using a double boiler to prevent sticking. Add sugar and flavoring; pour into wet molds and stand away to cool. Serve with sugar and cream.

### HOMINY PUDDING

2 tablespoons ground hominy	4 tablespoons sugar
1 quart milk	3 eggs
Pinch of salt	1 teaspoon flavoring

Pick over the hominy and let it soak in the milk for half an hour; cook in a double boiler for forty-five minutes; pour over the beaten

yolks and sugar; add flavoring and beaten whites; bake in a slow oven for about twenty minutes. Serve with lemon, chocolate or other sauce.

### ALMOND CREAM

1 pint scalded milk	1 heaping tablespoon cornstarch
Yolks of 2 eggs	3 drops almond extract
3 tablespoons brown sugar	Whites of 2 eggs
2 tablespoons sugar	

Beat the yolks with the brown sugar and cornstarch; pour on them the scalded milk; stir until the mixture thickens; flavor and pour into a baking dish. With the whites of the eggs and granulated sugar make a meringue; spread over the custard and brown in the oven.

### TAPIOCA CUSTARD

3 tablespoons tapioca	4 tablespoons powdered sugar
1 quart milk	Whites of 3 eggs
Yolks of 3 eggs	Pinch of salt
1 teaspoon vanilla	

Soak the tapioca over night; drain and put over the fire in the milk; boil slowly half an hour or until the tapioca is transparent. Pour this mixture on the yolks, well beaten with the sugar; and boil all until a custard is formed. Remove from the fire; add the beaten whites, salt and flavoring. Lemon juice may be substituted for the vanilla if preferred.

### COCOANUT TAPIOCA

4 tablespoons tapioca	$\frac{1}{3}$ cup shredded cocoanut
1 quart milk	1 teaspoon vanilla
Yolks of 3 eggs	Whites of 3 eggs
$\frac{2}{3}$ cup sugar	3 tablespoons sugar

Soak the tapioca in water over night; drain and add the milk. Bring slowly to the boiling point; stir in the yolks of the eggs, beaten with the sugar. Cook until the custard thickens, stirring all the time; then remove from the fire and add the cocoanut and the vanilla. Make a meringue of the whites of eggs and sugar; pile lightly over the custard and set in the oven until delicately browned.

MOUNTAIN-DEW PUDDING

6 rolled soda crackers	1 quart milk
Yolks of 4 eggs	$\frac{1}{2}$ cup sugar
1 tablespoon butter	Whites of 4 eggs
4 tablespoons sugar	

Beat the yolks of the eggs and mix thoroughly with the crackers and butter; stir in gradually the milk and sugar; pour into a buttered pudding dish and bake for half an hour. Make a meringue of the whites of eggs and the four tablespoons of sugar; spread this over the top; brown and serve when cool.

CUP CUSTARDS

4 cups scalded milk	4 tablespoons sugar
4 eggs	$\frac{1}{4}$ teaspoon salt
Grated nutmeg	

Beat the eggs with the sugar and salt; add the milk and pour into cups, grating nutmeg over each. Set the cups in a pan of hot water and bake in a slow oven until the custard is set. Test by running a silver knife through the custard: if it comes out clean the custard is done. Overcooking will make the custard "watery."

CARAMEL CUSTARD

4 cups scalded milk	4 eggs
$\frac{1}{2}$ cup sugar	$\frac{1}{4}$ teaspoon salt
1 teaspoon vanilla	

Melt the sugar until it is light brown in color; add it to the milk. Beat the eggs; add the milk and sugar, salt and flavoring, and bake in cups as directed for cup custards. Serve with caramel sauce.

APPLE SNOW

1 large sour apple	Whites of 2 eggs
$\frac{3}{4}$ cup powdered sugar	Boiled custard

Peel and grate the apple, sprinkling the sugar over it as it is grated to keep it from turning dark. Add the unbeaten whites of the eggs; beat constantly for half an hour; arrange mound-fashion on a glass dish with cold boiled custard around it.

**STRAWBERRY TRIFLE No. 1**

1 cup mashed strawberries	Whites of 3 eggs
1 cup powdered sugar	Boiled custard

Make and serve like Apple Snow.

**STRAWBERRY TRIFLE No. 2**

Stale cake	Sugar to taste
$\frac{1}{2}$ cup milk	$\frac{1}{4}$ teaspoon vanilla
1 egg	1 pint cream
1 cup crushed strawberries	

Line the bottom of a glass dish with slices of stale cake, and pour over them a boiled custard made from the milk and egg, sweetening to taste and flavoring with vanilla. Whip the cream; mix with the strawberries and pile over the custard, decorating the top with a few whole berries.

**LEMON JELLY**

$\frac{1}{2}$ box or 2 tablespoons gelatine	$1\frac{1}{2}$ cup boiling water
1 cup cold water	$\frac{3}{4}$ cup sugar
1 cup lemon juice	

Soak the gelatine in the cold water for five minutes; then pour on the boiling water; add the sugar and stir until dissolved and cooled. Then add the lemon juice; strain through sterilized cheesecloth and set aside in a cool place until stiff.

**WHIPPED JELLY**

Make lemon jelly in the usual way. See directions above. Place it in a bowl on the ice, and when it is cool, but before it begins to harden, beat with a Dover beater until white and frothy. Turn into a mold and set in a cool place to harden; serve with boiled custard or with preserved cherries or other fruit.

**COFFEE JELLY**

$\frac{1}{4}$ box or 1 tablespoon gelatine	$\frac{3}{4}$ cup boiling water
$\frac{1}{4}$ cup cold water	$\frac{1}{4}$ cup sugar
1 cup strong coffee	

Soak the gelatine in the cold water for two hours; add the boiling water and sugar and stir until dissolved; then add the coffee;

## PUDDINGS AND DESSERTS

Planned for a  
Family of Four

strain through cheesecloth into a wet mold and stand away until the following day. Serve with whipped cream.

### SPANISH CREAM

1/2 box or 2 tablespoons gelatine	3 eggs
1 quart milk	Pinch of salt
1/2 cup sugar	1 tablespoon vanilla

Scald the milk with the gelatine and pour slowly on the yolks, well beaten with the sugar. Return to the fire; stir and cook until thickened, but no longer; remove; add salt, flavoring and whites of eggs beaten stiff. Turn into wet molds; cool and serve with whipped or plain cream.

### BAVARIAN CREAM

1/2 box or 2 tablespoons gelatine	5 tablespoons powdered sugar
1 pint milk	1 cup milk
Yolks of 7 eggs	1 cup rich cream
	1 teaspoon vanilla

Dissolve the gelatine in the pint of milk and stir over the fire until thoroughly hot; then remove from the fire. Beat the yolks of the eggs until light; add the sugar and more milk; stir well; add the hot milk and gelatine. When thoroughly mixed stir in the cream; flavor and add more sugar if desired. Return to the fire; stir until the custard thickens a little; pour into a wet mold and when cool stand on the ice until serving time.

### BRIDGE-WHIST PUDDING

1 pint milk	1/4 box or 1 tablespoon gelatine
1 egg	1/4 cup water
Sugar	English walnuts
1 teaspoon vanilla	Candied cherries
1 cup thick cream	Lady fingers

Make a custard of the milk and egg, sweetening to taste and flavoring with vanilla; to this add the cream, whipped, and the gelatine, dissolved in the water. Add chopped walnuts and cherries and turn into a mold lined with lady fingers. Stand aside for several hours before serving.

JOYFUL PUDDING

- |                        |                         |
|------------------------|-------------------------|
| $\frac{1}{3}$ cup rice | 1 tablespoon gelatine   |
| $\frac{1}{2}$ cup milk | 1 tablespoon cold water |
| 1 cup sugar            | 1 teaspoon vanilla      |
| 1 cup thick cream      |                         |

Clean the rice and cook it in a little water for five minutes; drain thoroughly; then cook with the milk for one hour, using a double boiler. Set the pan in cold water; add the sugar and the gelatine which has been previously soaked in the cold water. When thoroughly cold add the cream, whipped, and the vanilla.

CHARLOTTE RUSSE

- |                                 |                       |
|---------------------------------|-----------------------|
| $\frac{1}{4}$ cup cold water    | 1 pint whipped cream  |
| 1 tablespoon gelatine           | 1 teaspoon vanilla    |
| $\frac{1}{4}$ cup boiling water | 6 maraschino cherries |
| $\frac{1}{2}$ cup sugar         | 1 dozen lady fingers  |

Soak the gelatine in the cold water; add the hot water; stir until dissolved; then add the sugar. As soon as this is cool but not cold whip it into the cream which has already been whipped; flavor with vanilla and chopped cherries and turn into a bowl lined with halves of lady fingers.

WHIPS

- |   |                         |
|---|-------------------------|
| $\frac{1}{2}$ box or 2 tablespoons gelatine | $\frac{1}{2}$ cup sugar |
| $\frac{1}{2}$ cup cold water                | 1 teaspoon vanilla      |
| 1 cup boiling water                         | Whites of 2 eggs        |
| Candied Cherries                            |                         |

Soak the gelatine in the cold water; pour over it the boiling water; add the sugar and the vanilla. When this begins to congeal add the unbeaten whites of eggs; beat until white and frothy; fill glasses and place a candied cherry on top of each. Serve with cream or with custard sauce.

PRUNE WHIP

- |                |                               |
|----------------|-------------------------------|
| 1 pound prunes | Whites of 2 eggs              |
| Sugar to taste | 1 tablespoon pulverized sugar |

Wash the prunes thoroughly and soak them over night. In the morning cook until tender in the water in which they have soaked; remove the stones; chop fine and sweeten to taste. Beat the eggs;

## PUDDINGS AND DESSERTS

Planned for a  
Family of Four

add the powdered sugar, then the prunes. Beat thoroughly and stand on the ice to chill. Serve in individual glasses or paper cases with whipped cream or custard sauce.

### CHOCOLATE CHARLOTTE

Whites of 5 eggs	1 cup sugar
2 ounces unsweetened chocolate	$\frac{1}{2}$ cup water
1 teaspoon vanilla	

Boil the sugar, water and chocolate until a thin syrup is formed; remove from the fire; fold in the beaten whites; add flavoring and bake until the eggs are set. Serve cold with custard sauce.

### REALENGO

$\frac{3}{4}$ cup fresh fruit	Sugar
Whites of 3 eggs	Whipped cream

Press the fruit through a sieve; heat and sweeten; add this to the well-beaten whites, beating continually. Turn into a buttered mold and bake in a slow oven until firm. Remove; cover the top with whipped cream sweetened and flavored to taste; decorate with preserved cherries or citron. This is a favorite Mexican dessert.

### DELICATE PUDDING

$1\frac{1}{2}$ cups water	3 tablespoons cornstarch
$\frac{1}{2}$ cup sugar	3 egg whites
$\frac{1}{2}$ saltspoon salt	Juice and rind of 1 lemon

Mix sugar, salt and water and bring to the boiling point. Mix the cornstarch in a little cold water and stir it into the boiling syrup. Cook ten minutes; pour over the beaten egg whites; return to the fire a minute to set the egg; add the lemon; turn into a wet mold and set on the ice until serving time. Serve with berries or sliced peaches.

### APPLE TAPIOCA

$\frac{3}{4}$ cup tapioca	Sugar
1 quart water	6 apples
A little grated nutmeg	

Soak the tapioca and boil it in the water until clear, sweetening to taste. Pare and core the apples and place them in a baking



dish. Fill the cores with sugar; pour the tapioca around them and grate a little nutmeg over the top. Cover and bake until the apples are soft. Serve with cream.

### CHERRY TAPIOCA

$\frac{3}{4}$  cup tapioca  
1 quart water

Sugar  
1 cup stoned cherries

Soak the tapioca and boil it in the water until clear, sweetening to taste. Add the stoned cherries; cook for three minutes and set aside to cool. Serve with cream.

Peaches or other fruit may be used instead of cherries.

### FIG DESSERT

2 pounds white figs  
2 cups sugar

Sponge cake  
Whipped cream

Soak the figs over night. In the morning boil slowly until tender; add the sugar and boil until a thick syrup is formed. Line a dish with sponge cake or lady fingers; pour the figs in the center and cover with whipped cream that has been sweetened and flavored. Decorate with candied cherries or angelica.

### APPLE MERINGUE

4 large tart apples  
 $\frac{1}{3}$  cup cold water  
Sugar to taste

Grated rind of 1 lemon  
White of 1 egg  
1 heaping tablespoon sugar

Grated cocoanut

Peel, core and slice the apples; stew them in the water until soft; press through a colander; sweeten to taste and flavor with lemon rind. Make a meringue of the egg and sugar; put the apples in a pudding dish and cover them with it, dusting all with grated nuts or cocoanut. Brown in the oven; serve with cream.

### BERRY CHARLOTTE

1 pint berries  
 $\frac{1}{2}$  cup water

1 cup sugar  
1 pint bread

Wash the berries; stew them in the water and sugar until the juice forms a syrup, mashing the fruit with a vegetable masher, and straining to remove the seeds. Put alternate layers of bread and cooked berries in a mold and when cool set on the ice until needed. Turn out and serve with cream or with cold boiled custard.

## PUDDINGS AND DESSERTS

Planned for a  
Family of Four

### BREAD-AND-BUTTER PUDDING

Bread and butter	1/4 teaspoon salt
3 eggs	1 quart milk
1/2 cup sugar	1 teaspoon flavoring

Cut thin slices of bread; remove the crusts; butter both sides and line the bottom and sides of the pudding dish with them. Beat the eggs; add milk, sugar and flavoring; strain and pour over the bread. Sprinkle cinnamon or nutmeg over the top; let stand for twenty minutes; then bake in a slow oven. As soon as the custard begins to thicken on the sides of the dish it is done, and should be removed at once or it will whey. Serve with or without sauce.

### BREAD PUDDING

Three-day old bread	Allspice
Butter	Chopped raisins
Sugar	Milk
Cinnamon	Pinch of salt
Molasses	

Cut the bread very thin; butter it; put a layer in the pudding dish; add a little sugar, a pinch of allspice and cinnamon, a grating of nutmeg and a handful of chopped raisins. Add further layers until the dish is full, finishing with a layer of bread. Heat the milk; add a pinch of salt and enough molasses to color it perceptibly. Pour slowly over the mass, continuing until by gently pressing the bread the milk can be seen. Cover with a plate and leave in a moderately warm place over night. If it seems dry in the morning add more milk. Bake in a moderate oven three or four hours. Keep covered with the plate for two hours; then cover with paper.

### COTTAGE PUDDING

1 tablespoon butter	3/4 cup milk
1 cup sugar	1 1/2 cups flour
1 egg	1 teaspoon baking powder
Pinch of salt	

Beat the butter and sugar to a cream; add the egg and beat again. Mix and sift the dry ingredients and add them alternately with the milk. Turn into a buttered cake pan and bake about half an hour. -Serve with vanilla or lemon sauce.





**DESSERTS**

Suet Pudding

Cheese Cakes

Plum Pudding



BANANA DAINTY

ALMONDS WITH EGGS

BROWN-BREAD PUDDING

$\frac{1}{2}$ pound grated brown bread	$\frac{1}{2}$ cup sugar
$\frac{1}{2}$ pound currants	$\frac{1}{2}$ teaspoon grated nutmeg
$\frac{1}{2}$ pound chopped suet	2 eggs
1 tablespoon cream	

Mix the ingredients thoroughly and boil them in a buttered pudding mold or cloth for three hours. Serve with lemon sauce.

PEACH PATTIES

Hollow out little stale sponge cakes; brush with butter inside and out; place in each cavity two halves of peaches, pared and fitted together with a little orange marmalade or other preserve in the center. Sprinkle with sugar and chopped nuts; bake until the peaches are tender and serve with vanilla or fruit sauce.

CANNED PEACH PUDDING

1 cup dry bread crumbs	$\frac{1}{2}$ cup sugar
1 pint boiling milk	4 eggs
2 tablespoons melted butter	2 cups canned peaches

Soak the crumbs in the milk; add the butter, sugar, beaten eggs and mashed peaches. Pour into a buttered mold or tin can; cover closely and boil for two hours. Serve with lemon sauce.

SUET PUDDING No. 1

$\frac{1}{2}$ cup chopped suet	$\frac{1}{2}$ cup molasses
$\frac{1}{2}$ cup seeded raisins	$\frac{1}{2}$ cup milk
$1\frac{1}{2}$ cups flour	$\frac{1}{2}$ teaspoon soda

Mix the ingredients thoroughly, adding the soda dissolved in the milk last. Pour into a buttered mold or can; cover closely and boil three hours. Serve with hard or foamy sauce.

SUET PUDDING No. 2

2 cups stale bread crumbs	$\frac{1}{2}$ teaspoon cloves
$\frac{1}{2}$ cup chopped suet	1 teaspoon cinnamon
$\frac{1}{2}$ cup molasses	Pinch of salt
1 egg	1 cup milk
1 cup raisins	$\frac{1}{2}$ teaspoon soda

Mix the ingredients thoroughly, adding the soda dissolved in the milk last. Cover closely in a buttered mold or tin can and boil for two hours. Serve with hard or foamy sauce.

APPLE PUDDING

2 cups flour	1 egg
$\frac{1}{4}$ teaspoon salt	1 scant cup milk
1 teaspoon baking powder	4 apples
1 tablespoon butter	2 tablespoons sugar
1 teaspoon cinnamon	

Make a dough of the first six ingredients and spread one half inch thick in a buttered pan. Pare and core the apples; cut them into eighths; spread them over the dough; sprinkle with sugar and cinnamon and bake the pudding about twenty-five minutes. Serve with lemon or vanilla sauce.

Peach pudding may be made in the same way.

SPONGE-CAKE PUDDING

4 eggs	$\frac{1}{2}$ weight in flour
Equal weight in sugar	Grated rind of $\frac{1}{2}$ lemon

Beat the eggs separately until very light; stir the sugar into the yolks; add the flour and whites of the eggs alternately, then the lemon. Bake in a Turk's head, and serve with lemon sauce.

BAKED INDIAN PUDDING No. 1

1 pint hot milk	$\frac{1}{2}$ cup sugar
$\frac{1}{2}$ cup Indian meal	$\frac{1}{2}$ teaspoon ginger
3 eggs	1 teaspoon cinnamon
1 tablespoon flour	Pinch of salt
1 pint cold milk	

Bring one pint of milk to the boiling point; pour it gradually on the meal, stirring all the while to prevent lumps. When cool, add the beaten eggs and the other ingredients. Pour into a buttered pudding dish and bake an hour and a half. Serve with hot maple sugar or cream.

BAKED INDIAN PUDDING No. 2

5 cups milk	$\frac{1}{2}$ cup molasses
$\frac{1}{3}$ cup Indian meal	$\frac{1}{2}$ teaspoon salt
$\frac{1}{2}$ teaspoon ginger	

Scald the milk; pour it slowly on the meal; cook in a double boiler for twenty minutes; add molasses, salt and ginger. Pour into a buttered pudding dish and bake in a slow oven for about two hours. Serve with cream.

## PUDDINGS AND DESSERTS

### BOILED INDIAN PUDDING

- |                        |                            |
|------------------------|----------------------------|
| 1 quart milk           | 2 tablespoons chopped suet |
| 2 cups Indian meal     | 1/2 teaspoon salt          |
| 5 tablespoons molasses | 1 cup seeded raisins       |
| 1 tablespoon flour     |                            |

Scald the milk and pour it over the meal; add the molasses, suet, salt, and the raisins washed and dredged with the flour. Put the pudding into a mold or bag and boil four hours. Serve with butter and maple syrup.

The raisins may be omitted if desired.

### HUCKLEBERRY PUDDING

- |                             |                          |
|-----------------------------|--------------------------|
| 1 egg                       | 1 cup milk               |
| 1 cup sugar                 | 1 1/2 cups flour         |
| 1 heaping tablespoon butter | 1 teaspoon baking powder |
| 1 pint berries              |                          |

Beat the egg with the sugar and butter; add the milk and sifted flour and baking powder. When thoroughly mixed add the huckleberries, previously washed and drained and dredged with flour. Pour into a buttered baking dish and bake in a moderate oven. Serve with lemon or fruit sauce.

### BERRY PUDDING

- |                      |                 |
|----------------------|-----------------|
| 1 quart bread crumbs | 2 eggs          |
| 1 pint milk          | 1 quart berries |
| Pinch of salt        |                 |

Soak the broken bread crumbs in the milk; add the eggs well beaten, the salt and the berries, washed and drained. Steam in a buttered mold for three hours and serve with either hard sauce or fruit sauce.

### STEAMED FRUIT PUDDING

- |                           |              |
|---------------------------|--------------|
| 2 cups flour              | 1 egg        |
| 3 teaspoons baking powder | 1 cup milk   |
| Pinch of salt             | 2 cups fruit |

Sift the flour and baking powder together; stir in the beaten egg and the milk gradually. Mix until smooth; add the fruit, washed, drained and well dredged with flour; stir carefully and empty into a greased tin can or pudding mold. Cover; stand in a pot of boiling water and boil continuously for three hours. Serve with sugar and cream or with hard sauce.

## PUDDINGS AND DESSERTS

Planned for a  
Family of Four

### PEACH COBLER

1 quart peaches	1 $\frac{1}{3}$ cups flour
1 cup water	1 teaspoon baking powder
1 $\frac{1}{2}$ cups sugar	$\frac{1}{4}$ teaspoon salt
$\frac{1}{3}$ cup milk	2 eggs

Wash and pare the peaches; cut them in halves and cook with one cup of sugar and the water until the peaches are tender. Empty into a baking dish, reserving one half cup of syrup. Sift the flour, salt and baking powder; add the remaining sugar and eggs, and mix thoroughly with the milk and the remaining syrup. Pour the batter over the peaches and bake in a moderate oven for one half hour. Serve hot, with or without sauce.

### DATE SPONGE

1 quart scalded milk	$\frac{1}{4}$ teaspoon salt
6 tablespoons cornstarch	$\frac{1}{2}$ cup sugar
1 cup cold milk	$\frac{1}{4}$ pound dates
1 tablespoon butter	1 teaspoon vanilla extract
1 teaspoon lemon extract	

To the scalded milk add the cornstarch, mixed smooth with the cold milk, and stir until smooth. Add butter, salt and sugar; cover and let cook over boiling water for twenty minutes. Then add the dates, stoned and chopped, and the flavoring. Cook for ten minutes longer, stirring all the time; pour into a glass dish and when cool decorate with whole stoned dates.

### SAVARIN

1 cake compressed yeast	4 eggs
$\frac{1}{2}$ cup milk, scalded and cooled	$\frac{1}{2}$ cup butter, melted
2 tablespoons sugar	$\frac{3}{4}$ cup almonds, shredded
2 cups sifted flour	$\frac{1}{4}$ teaspoon salt

Dissolve the yeast and sugar in lukewarm milk; add one half cup of flour. Beat well; cover and set aside in a warm place, free from draft, for fifteen minutes. Then add the rest of the flour, almonds, butter, eggs unbeaten, one at a time, and the salt. Beat ten minutes; pour into thickly buttered molds; cover and set aside to rise in a warm place, free from draft, until double in bulk—about forty-five minutes. Bake forty-five minutes in a moderate oven. Fill the center with whipped cream and serve with caramel sauce.



WALNUT AND DATE DAINTY

2 eggs	1 teaspoon baking powder
1 cup sugar	1 cup walnut meats
Pinch of salt	1 teaspoon lemon extract
1 tablespoon sifted flour	1 cup chopped dates
Marshmallows to decorate	

Beat the eggs with the sugar and salt for five minutes; add the flour mixed with the baking powder, the nuts, flavoring and dates. Mix well and bake in individual dishes in a moderate oven until firm. Decorate with marshmallows and serve with cream or custard sauce.

CREAM PUFFS

1 cup hot water	Pinch of salt
1/2 cup butter	1 cup flour
3 eggs	

Boil the water, butter and salt; stir in the dry flour while it is boiling and stir quickly until the mass thickens. Stand aside to cool and when cool add the eggs, unbeaten, and stir them in thoroughly. Drop the mixture by tablespoons on buttered tins and bake for about twenty minutes in a quick oven. When cool cut open with a sharp knife and fill with cream.

To make éclairs spread the batter in long ovals and when done cover with plain or chocolate frosting.

CREAM FOR PUFFS

1 cup milk	1 egg
1/2 cup sugar	3 tablespoons flour
1 teaspoon vanilla	

Put the milk on to boil in a double boiler. Beat the egg with the sugar; add the flour; stir all into the boiling milk. Stir over the fire until the mixture thickens; when cool add the vanilla.

# PUDDINGS AND DESSERTS

---

Planned for a  
Family of Four






# PUDDINGS AND DESSERTS

---

Planned for a  
Family of Four



**FROZEN DESSERTS**





## FROZEN DESSERTS

**F**ROZEN desserts are refreshing and wholesome and require less time in preparation than the ordinary pudding. Success, moreover, is assured if a few very simple directions are followed.

The essentials are to have the ice finely crushed and to use the right proportion of coarse rock salt. The finer the ice is crushed the quicker it melts, so for this reason it is important to have the ice broken into very small pieces. Enough should be broken for the entire freezing, as the process of turning the crank should not be interrupted.

The can should be completely surrounded and covered with a mixture of ice and salt, using three parts ice to one of salt. Let it stand for a minute or two until the mixture begins to freeze to the inside of the can. Then turn the crank continuously until the mixture seems hard and heavy to move; then take out the dasher, scrape the frozen dessert from the sides of the can and pack it down closely. Put a cork in the opening of the cover, fill up the bucket with ice and salt, cover with burlap or piece of carpet and let stand an hour or more to ripen.

Do not draw off any of the water until the freezing is completed, but add ice and salt as necessary. The melted water helps to freeze the mixture in the can and need not be drawn off at all if the dessert is to be served within an hour.

The mixture should be prepared several hours before freezing and allowed to stand in the refrigerator until thoroughly chilled. Can and dasher should be scalded before using.

To crush the ice use an ice-crusher or a wooden mallet. Put the ice in a bag of burlap or canvas and pound into fine pieces. When the dessert is served, drain the salt that is in the can and save to use again.

## FROZEN DESSERTS

Planned for a  
Family of Four

### VANILLA ICE CREAM No. 1

1½ cups milk	1 egg
¾ cup sugar	1 pint cream
1 tablespoon flour	2 teaspoons vanilla

Bring the milk to a boil. Beat the egg; add the flour and half the sugar; stir into the boiling milk and put over the fire. Cook until it thickens; add the cream and the rest of the sugar; set aside to cool; add the vanilla and freeze.

Serve plain or with berries or with hot or cold chocolate sauce.

### VANILLA ICE CREAM No. 2

3 pints thin cream	1½ cups sugar
1 vanilla bean or 1 tablespoon extract	

Scald the cream with the sugar, using part milk if the cream is very rich. When cold, add the flavoring and freeze.

To prepare the bean put it in a small kettle; cover with water and let simmer until the water is half gone, keeping the kettle covered all the time. Remove from the fire; scrape each piece of bean with a blunt knife, mixing the seeds and pulp with the water and using all for the flavoring.

### ECONOMICAL ICE CREAM

1 quart milk	2 level tablespoons flour
1 cup sugar	1 saltspoon salt
2 eggs	2 teaspoons vanilla

Make a boiled custard, following the usual directions, and freeze. If desired, fresh fruits, thoroughly mashed and sweetened, may be added instead of vanilla.

### FLOWERING ICE CREAM

Procure new flower-pots, about two and a half inches in diameter; wash thoroughly; fill with ice cream; cover with grated chocolate to represent soil, and stick a flower in each.

### BOMBE GLACÉ

Line a chilled bombe mold with frozen strawberries or grape sherbet and fill the center with vanilla ice cream. Cover the top



with more sherbet; press down the lid over a sheet of paper, making it fit closely so that no salt can get in. Let stand in ice and salt for an hour or more.

### MERINGUES GLACÉES

See Meringues, chapter on "Cakes."

### FROZEN CUSTARD

1 quart milk	1 cup sugar
4 eggs	2 teaspoons vanilla

Bring the milk to a boil; pour it slowly on the yolks of the eggs well beaten with the sugar; add the whites beaten to a stiff froth and boil until a thick custard is formed. When the steam has passed off, add the flavoring; cool and freeze.

### FROZEN COCOANUT CUSTARD

1½ cups shredded cocoanut	Yolks of 5 eggs
1 quart hot milk	1 teaspoon vanilla
1 cup sugar	Lady fingers

Chop the cocoanut very fine. Beat the eggs with the sugar; add the hot milk and stir over the fire until the mixture begins to thicken. Remove; add the flavoring and cool. Then add the cocoanut and mix thoroughly. Turn into a freezer and freeze. Serve in sherbet glasses lined with lady fingers.

### FROZEN PUDDING

1 tablespoon cornstarch	1 cup seeded raisins
Yolk of 1 egg	¼ cup chopped nuts
1 cup milk	Pinch of salt
1½ cups sugar	1 teaspoon vanilla
1 cup preserved fruit	1 pint thick cream

Mix the cornstarch with a little cold milk; add the beaten egg and pour over it the milk which has been scalded with the sugar. Cook thoroughly; remove from fire; add salt, vanilla, fruit and nuts; cool, add the cream whipped to a stiff froth and freeze.

When frozen turn into a mold. At serving time lay in a platter and decorate with walnuts or candied cherries.

## FROZEN DESSERTS

Planned for a  
Family of Four

### CHOCOLATE ICE CREAM

$\frac{1}{2}$  teaspoon cinnamon      2 ounces unsweetened chocolate  
2 tablespoons sugar      2 tablespoons water  
Custard

Mix the ingredients; heat and stir until thoroughly smooth; add them to a custard made as for Economical Ice Cream and freeze.

### TUTTI-FRUTTI ICE CREAM

1 quart cream       $\frac{1}{2}$  ounce chopped almonds  
 $\frac{1}{2}$  pound sugar       $\frac{1}{2}$  pound preserved or candied fruit

Scald the cream and sugar; cool; add the nuts and fruits and freeze.

### BISQUE ICE CREAM

3 pints thin cream       $\frac{1}{2}$  pound macaroons  
 $1\frac{1}{2}$  cups sugar      1 tablespoon vanilla

Soak the macaroons in cream; mash and add to the cream in which the sugar has been dissolved; then add the vanilla and freeze.

### COFFEE ICE CREAM

3 pints thin cream      Yolks of 3 eggs  
 $1\frac{1}{2}$  cups sugar      1 cup strong coffee  
1 heaping tablespoon gelatine

Beat the eggs light; mix with the sugar; add one pint of the cream and make a custard. Dissolve the gelatine in the coffee and when cool add to the cream that remains; add the custard when cool; mix well and freeze. Half milk may be used if desired.

### CARAMEL ICE CREAM

1 pint milk      1 egg  
 $\frac{1}{4}$  cup flour      Pinch of salt  
 $1\frac{1}{2}$  cups sugar      1 teaspoonful vanilla  
1 pint cream

Heat the milk in a double boiler, saving a half cup to mix the flour and half of the sugar. Add these and cook for twenty minutes. Melt the second quantity of sugar until it is brown and syrupy; add to the cooked custard together with the beaten egg. Beat until free from lumps; cool and add the flavoring and cream.

LEMON ICE CREAM

3 pints thin cream  
1 pound sugar  
Grated rind of 1 lemon  
Juice of 2 lemons

Dissolve the sugar in the cream, reserving about one fourth of it to mix with the lemon. The lemon must not be added until just before the cream is put in the freezer.

PINEAPPLE ICE CREAM

3 pints thin cream  
1 pint can grated pineapple  
 $\frac{1}{2}$  cup sugar

Add the pineapple to the cream and sugar; let stand for one hour and freeze.

STRAWBERRY ICE CREAM

3 pints thin cream  
2 quarts berries  
2 cups sugar

Wash and hull the strawberries; sprinkle them with sugar and let them stand. Mash thoroughly; mix with the cream and freeze.

PEACH ICE CREAM

3 pints thin cream  
1 quart sliced peaches  
2 cups sugar

Cover the peaches with the sugar; let stand, mash and add to the cream and freeze.

ORANGE ICE

2 cups sugar  
1 quart water  
Juice of 5 or 6 oranges  
Juice of 2 lemons  
Grated rind of 2 oranges

Boil the sugar and water for ten minutes; add the juice and rind and let stand until time to freeze. Strain and freeze.

LEMON ICE

3 pints water  
Juice of 6 lemons  
3 cups sugar  
Whites of 2 eggs

Let the sugar and water boil together for ten minutes; add the lemon juice; strain and cool. When partly frozen add the beaten whites of the eggs.

## FROZEN DESSERTS

Planned for a  
Family of Four

### PINEAPPLE ICE

3 pints water  
1 pound sugar  
1 pineapple  
Juice of 2 lemons  
Whites of 2 eggs

Boil the sugar and water; add the grated pineapple and lemon; strain through a fine sieve and freeze. When partly frozen add the whites of eggs well beaten.

### CURRENT ICE

2 cups sugar  
1 pint water  
2 tablespoons powdered sugar  
3 cups currant juice  
Whites of 2 eggs

Boil the sugar and water for fifteen minutes; when cool add the currant juice; strain and freeze. When nearly frozen add the whites of eggs beaten to a stiff froth with the powdered sugar.

### FROZEN CHERRIES

2 quarts pie cherries  
1 quart water  
2 pounds sugar

Wash and stone the cherries; cover them with the sugar and let stand one hour. Add the water and freeze.

### FROZEN STRAWBERRIES

1 quart strawberries  
1 pound sugar  
Juice of 1 lemon  
1 quart water

Wash, drain and mash the berries; cover them with the lemon and sugar and let stand for one hour. Add the water; stir until the sugar is dissolved, and freeze.

### FROZEN RASPBERRIES

Follow the recipe for frozen strawberries.

### FROZEN PEACHES

Follow the recipe for frozen strawberries, substituting a quart of sliced peaches, preferably yellow ones, for the berries.



#### FROZEN DESSERTS

The upper dessert, Black-eyed Susan, is made by filling the glass with chocolate and vanilla ice cream and decorating with almonds and a chocolate almond. The Meringue Glacee is filled with caramel ice cream and decorated with English walnuts and nasturtiums.



GRAPE SHERBET

1 pint grape juice                      1 cup sugar  
   1 quart cold milk

Dissolve the sugar in rich grape juice; add the milk; mix thoroughly and freeze.

LEMON SHERBET

1 quart milk                              1½ cup sugar  
   Juice of 3 lemons

Mix the juice and sugar; add the milk gradually, stirring constantly so that the mixture will not curdle. Then freeze.

ORANGE SHERBET

1 egg                                      Juice and grated rind of 3 oranges  
1 quart milk                              Juice and grated rind of 1 lemon  
1 pint cream                              2½ cups sugar

Beat the egg lightly and add it to the milk and cream. Dissolve the sugar thoroughly with the lemon and orange; mix with the other ingredients and freeze.

COMBINATION SHERBET

Juice of 1 lemon                              ¼ cup raspberry juice  
Juice of 1 orange                              ¼ cup cherry juice  
½ cup pineapple juice                              2 cups sugar  
¼ cup currant juice                              1 quart chilled milk  
   Whites of 2 eggs

Dissolve the sugar thoroughly in the fruit juice; add the milk and freeze as usual. When nearly frozen add the beaten eggs.

FRUIT GRANITE

2 cups sugar                              1 pint fruit  
1 quart water                              1 pint fruit juice

Boil the sugar and water for five minutes; scald the fruits in the syrup for one minute; skim them out and add to the syrup one pint of fruit juice. Strain and freeze when cold. Freeze soft; stir in the cooked fruit and serve in sherbet glasses.

ORANGE PEKOE SHERBET

1 teaspoon gelatine	Juice of 2 lemons
$\frac{1}{4}$ cup cold water	Juice of 1 orange
2 cups Orange Pekoe tea	1 cup white grape juice
$\frac{3}{4}$ cup sugar	

Soak the gelatine in the cold water for five minutes; pour on it the hot tea. Add the other ingredients and when cold freeze. In serving garnish with candied orange peel.

GINGER FRAPPÉ

$\frac{1}{2}$ cup molasses	1 tablespoon lemon juice
1 quart water	$\frac{1}{2}$ teaspoon powdered ginger

Dissolve the molasses in the water; add the lemon juice and ginger and freeze to a soft mush.

CHOCOLATE FRAPPÉ

Prepare chocolate as for drinking; then chill; freeze soft and serve with whipped cream.

CAFÉ FRAPPÉ

1 quart clear coffee	1 cup sugar
1 cup thin cream	

Dissolve the sugar in the hot coffee, add the cream and freeze to a mush.

GRAPE-FRUIT FRAPPÉ

1 quart water	$1\frac{1}{2}$ cups grape-fruit juice
2 cups sugar	$1\frac{1}{2}$ cups lemon juice

Boil the sugar and water for fifteen minutes; cool thoroughly; add the fruit juice; strain and freeze to a mush. Serve in grape-fruit skins.

CRANBERRY FRAPPÉ

1 teaspoon gelatine	$1\frac{1}{4}$ cups sugar
1 pint cold water	Juice of 1 lemon
1 pint cranberries	$\frac{1}{4}$ cup boiling water

Soak the gelatine in half a cup of the cold water and cook the cranberries in the remainder. When soft press through a sieve; add sugar, lemon and the gelatine, dissolved in the boiling water. Freeze to a mush and serve with roast turkey.



### CAFÉ PARFAIT

1/2 cup coffee	1/2 cup sugar
1 cup cold water	Yolks of 2 eggs
1 pint thick cream	

Steep the coffee in the water and simmer until reduced to one half the amount; strain it over the yolks of the eggs, well mixed with the sugar; and cook in a double boiler until thick and smooth. Beat the cream to a stiff froth; add the coffee mixture when cool; pour into a mold or ice-cream can and let stand in ice and salt for three hours. Use equal parts of ice and salt and do not stir or turn the mixture.

### CHOCOLATE PARFAIT

2 ounces unsweetened chocolate	Yolks of 4 eggs
1/4 cup hot water	1 pint whipped cream
1 cup sugar	1 teaspoon vanilla

Cook the first three ingredients until thick; pour over the beaten eggs and cook in a double boiler until the mixture coats the spoon. Cool thoroughly; add the whipped cream; flavor and freeze like Café Parfait.

### MOUSSE

1 pint sugar	Whites of 6 eggs
1 pint water	Flavoring

Boil the sugar and water together for about five minutes or until it threads; then drop slowly on the beaten whites of the eggs and continue beating until cold. Flavor to suit the taste with fruit or coffee and let it stand in a pail of chopped ice and rock salt for about five hours. Use equal parts of ice and salt.

### CHERRY MOUSSE

1 pint thick cream	2 drops almond extract
1 cup cherry juice	Powdered sugar

Mix the ingredients, sweetening to taste; chill and whip until stiff; then pack in ice and salt for three hours or more.

Grape, raspberry and strawberry mousse may be made in the same way. Heat the fruit slightly before mashing and straining for the juice.

**PINEAPPLE MOUSSE**


1 pint thick cream	Juice of $\frac{1}{2}$ lemon
1 pint pineapple juice and pulp	1 cup powdered sugar

Mix the ingredients thoroughly; chill and whip until stiff. Let stand in ice and salt for three hours or more.

**MAPLE MOUSSE**

$\frac{1}{2}$ cup sultanas	1 pint thick cream
$\frac{1}{2}$ cup maple syrup	$\frac{1}{2}$ tablespoon lemon juice

Wash, drain and soak the raisins in the syrup for several hours; then strain the syrup into the cream. Whip to a stiff froth; add the raisins and lemon juice and turn into a freezer without the beaters. Surround by equal parts of salt and ice and let stand until firm.





# FROZEN DESSERTS

---

Planned for a  
Family of Four






# FROZEN DESSERTS

---

Planned for a  
Family of Four









## SWEET SAUCES

**S**WEET SAUCES are useful for puddings, frozen desserts and entrées, and can frequently be used over stale cake to form a simple, economical and pleasing dessert.

### CREAMY SAUCE

1/4 cup butter	1 egg
2 cups powdered sugar	1/2 cup thick cream
1 teaspoon vanilla	

Cream the butter and sugar; add the well-beaten egg and beat all thoroughly. When very light add the cream, a little at a time. Place the bowl in a vessel of boiling water and stir until the sauce is smooth and creamy, but no longer; add flavoring and serve.

### CARAMEL SAUCE No. 1

1 cup granulated sugar	1 cup hot water
------------------------	-----------------

Melt the sugar in an iron saucepan and stir until it is a light brown; add the boiling water; cook for two minutes; pour into a bowl and set aside to cool.

### CARAMEL SAUCE No. 2

1 cup granulated sugar	1 cup boiling water
2 level tablespoons cornstarch	3/4 teaspoon vanilla
4 tablespoons cold water	1 teaspoon corn syrup

Mix the sugar and cornstarch thoroughly; moisten with the cold water and heat slowly in a granite saucepan until of a delicate brown color. Add the boiling water; cook until clear; add flavoring and serve hot or cold.

### CUSTARD SAUCE

Follow the recipe for Boiled Custard in the chapter on "Puddings and Desserts."

## SWEET SAUCES

Planned for a  
Family of Four

### EGG SAUCE

$\frac{1}{2}$ tablespoon butter	Whites of 2 eggs
2 heaping tablespoons sugar	$\frac{1}{3}$ cup water
Yolk of 1 egg	1 teaspoon vanilla

Beat the butter and sugar to a cream; add the eggs, beaten separately, and the water, boiling hot. Mix all thoroughly; boil over the fire for two or three minutes, stirring constantly, flavor and serve.

### FRUIT SAUCE

1 cup fruit and juice	1 cup sugar
$\frac{1}{2}$ cup water	2 level tablespoons cornstarch
Whites of 2 eggs	

Any kind of fresh or canned fruit may be used, reducing the amount of sugar if the fruit is very sweet. Mix the sugar and cornstarch thoroughly; add the boiling water and the fruit mashed to a pulp. Cook until clear, stirring constantly. Serve hot or cold, adding the stiffly-beaten whites just before using.

### BROWN-SUGAR SAUCE

1 tablespoon butter	$\frac{3}{4}$ cup boiling water
1 tablespoon flour	$\frac{3}{4}$ cup brown sugar
Few gratings of nutmeg	

Cook the flour in the butter, but do not let it brown; add the water gradually; boil and stir; add the sugar; cook until melted; add the nutmeg and serve hot.

### WHIPPED CREAM

1 cup double cream	1 cup powdered sugar
1 cup cream	2 teaspoons vanilla

Cream should be placed on the ice for several hours before it is whipped. If not sufficiently cold it will form particles of butter. Place the bowl containing the cream in a larger bowl containing cracked ice, and with a cream churn, Dover beater or wire whip, beat until the entire mixture is inflated. If the cream is cold this will take but a few minutes. Flavor and sweeten and keep in a cool place.

If the cream will not whip, try adding the white of an egg.

If the cream is to be incorporated in a dessert, omit the sugar and flavoring.

FOAMY SAUCE

Whites of 2 eggs  
1 cup sugar

1 cup scalded milk  
Juice of 1 lemon

Beat the whites of the eggs until foamy but not stiff; add the sugar, then the hot milk and lemon juice. Serve hot.

RASPBERRY SAUCE

1 cup sugar  
2 tablespoons preserved raspberries

$\frac{1}{2}$  cup water

Boil the sugar and water to a syrup—about three minutes—and add the raspberries.

LEMON SAUCE

$\frac{1}{2}$  cup sugar  
3 level teaspoons cornstarch  
1 tablespoon butter

1 cup boiling water  
 $\frac{1}{2}$  lemon

Mix the sugar and cornstarch thoroughly in a saucepan; stir in the boiling water; add the butter and juice and grated rind of the lemon. Boil and stir until the mixture is transparent.

VANILLA SAUCE

Follow the directions for lemon sauce, but omit the lemon and add a teaspoon of vanilla after the sauce is taken from the fire.

HOT CHOCOLATE SAUCE No. 1

1 cup boiling water  
Pinch of salt

1 ounce unsweetened chocolate  
 $\frac{1}{2}$  cup sugar

Cook all the ingredients together slowly until they form a syrup slightly thicker than maple syrup. Add the vanilla just before serving.

HOT CHOCOLATE SAUCE No. 2

$\frac{1}{2}$  cup sugar  
1 cup boiling water

2 tablespoons cocoa  
1 tablespoon butter

Stir the sugar in the boiling water until dissolved; then boil without stirring until a spoonful makes a soft ball when dropped in cold water. Add the cocoa moistened with hot water and the butter; boil and beat again. Serve hot over vanilla ice cream.

## SWEET SAUCES

Planned for a  
Family of Four

### HARD SAUCE No. 1

$\frac{1}{4}$  cup butter  
1 cup powdered sugar  
1 teaspoon vanilla or  
1 tablespoon lemon juice  
Grated nutmeg

Cream the butter and add the sugar gradually, beating until very light. Then add the flavoring; beat well and shape it in a mound on a glass dish. Grate a little nutmeg over the top and set in a cool place until needed.

### HARD SAUCE No. 2

$\frac{1}{2}$  cup butter  
1 cup powdered sugar  
Whites of 2 eggs  
1 teaspoon vanilla  
Grated nutmeg

Beat the butter to a cream; add the sugar gradually; then the whites, one at a time, and beat until stiff and frothy. Add flavoring; beat again; then heap on a glass dish and sprinkle with grated nutmeg.

### CHOCOLATE SAUCE

4 tablespoons sugar  
1 level tablespoon flour  
1 cup boiling water  
Pinch of salt  
1 ounce unsweetened chocolate  
2 level tablespoons butter  
1 teaspoon vanilla

Mix the sugar and flour thoroughly in a saucepan; pour on the boiling water; add chocolate, butter and salt; cook until the chocolate is thoroughly dissolved and the mixture thickened. Stir constantly to prevent sticking. When the steam has passed off, add the vanilla and set aside to cool.

### MOCK CREAM

1 level teaspoon cornstarch  
1 level tablespoon sugar  
1 cup scalding milk  
White of 1 egg  
1 teaspoon vanilla

Mix the cornstarch and sugar thoroughly; on them slowly pour the scalding milk, stirring all the while. Cook and stir in a double boiler for ten minutes; then set aside to cool. When ready to use stir in the vanilla and the white of the egg, stiffly beaten. Serve in place of whipped cream.


COCOA SAUCE

2 level tablespoons butter	4 tablespoons sugar
2 level tablespoons flour	1 cup boiling water
4 level teaspoons cocoa	1 teaspoon vanilla

Mix the dry ingredients in a saucepan; add boiling water and cook until the mixture thickens. Just before serving add the vanilla.

CHERRY SAUCE FOR ICES

Stem and stone the cherries; add a few broken kernels and enough sugar to keep them from discoloring. Let stand half an hour; remove the kernels; add more sugar and pour over any plain ice or ice cream.




## SWEET SAUCES

Planned for a  
Family of Four



**BREAD, HOT CAKES, ETC.**







## BREAD-MAKING

**B**READ holds an important place in the diet of every normal person, and as home-made bread is infinitely more palatable and more nutritious than baker's bread it is worth while to spend some time and effort in its preparation.

The three essentials in bread-making are flour, yeast and liquid. The yeast plant grows best in a temperature of 86° F. Bread should therefore be set to rise in a warm place, free from drafts. On the other hand too great heat must be avoided, as it will kill the yeast plant and make the bread sour. Two risings are sufficient if the ingredients have been well mixed. Dough permitted to rise until too light will be full of holes; bread baked before it is sufficiently light will be heavy.

The use of the patent bread-mixers is to be recommended, both because they save a great deal of labor and because they make for cleaner and better bread.

Bread must be well covered while rising to prevent a crust from forming on the top of the dough. Several thicknesses of clean towels are best for this purpose if a covered bread-raiser is not used. The bread in the pans must also be covered until it is put in the oven

### Kneading

To knead the bread push the dough with the palm and draw it forward with the fingers. Use as little flour on the board as possible as a soft dough makes better bread than a stiff dough. The more it is worked the finer will be the grain; but if a great deal of flour is worked in it will become hard. Knead until the dough is smooth and elastic to the touch: about twenty minutes is the usual time; about three minutes in the patent bread-mixer.

### Baking

Bread should be baked in a hot oven, but not in one that is too hot, as it should continue rising for the first fifteen minutes and if a hard crust is too quickly formed the rising is rendered difficult. The crust may be buttered ten minutes before the bread is removed from the oven: this will make it softer and more palatable.

The best pans for baking are made of Russia iron and are four inches deep, four and a half wide, and ten long. The bread is done when it leaves the sides of the pan. The usual time allowed is fifty minutes.

Biscuits require less time, but more heat. They should be baked in fifteen or twenty minutes.

### YEAST

Yeast is a mass of microscopic plants, the conditions of whose growth are moisture, warmth and sugar. Where the conditions are right these plants multiply very rapidly, giving off in the process alcohol and carbon-dioxide. When added to warm water and flour the plants feed upon the sugar in the flour and grow and spread throughout the dough. The carbon-dioxide causes bubbles, making the dough "light."

The strength of any yeast depends upon the care with which it is made and preserved. Ordinary liquid yeasts are apt to be full of bacteria which set up lactic or other fermentations and produce an unpleasant flavor. Compressed yeast is on the whole much purer and much more uniform in strength.

Compressed yeast is commercially made from grain in factories equipped with highly specialized and complicated machinery. The grains most used are corn, rye and barley malt. The grain is ground in a mill, mashed with water and the mash, cooked and allowed to cool, and finally fermented with yeast of a previous making. The result is the growth and multiplication of yeast cells.

When the fermenting process has been carried to the proper stage, the yeast is separated from the fluid containing it, thoroughly washed with water, filtered, pressed, cut into cakes and wrapped. Every yeast cake contains millions of tiny yeast plants.

This is the oldest and surest method of yeast-making. Many varieties of the method have been introduced, but it would take volumes to go into the details of the subject. Suffice it to say that the processes are extremely complicated and that the greatest amount of care and regulation is required in order to produce the compressed yeast which goes into our daily bread.

**WHITE BREAD**

(Quick Method)

1 cake compressed yeast	2 tablespoons melted lard
1 quart lukewarm water	3 quarts sifted flour
2 level tablespoons sugar	1 level tablespoon salt

Dissolve the yeast and sugar in lukewarm water; add lard (or butter) and half the flour. Beat until smooth; then add balance of the flour, or enough to make a dough that can be handled, and the salt. Knead until smooth and elastic. Place in greased bowl; cover and set aside in a moderately warm place, free from draft, until light—about two hours. Mold into loaves; place in well-greased bread pans, filling them half full. Cover and let rise one hour or until double in bulk. Bake forty to fifty minutes.

**WHITE BREAD**

(For Use Over Night)

$\frac{1}{2}$ cake compressed yeast	1 tablespoon melted lard
1 quart water	3 quarts sifted flour
1 level tablespoon sugar	1 level tablespoon salt

Dissolve the yeast and sugar in the water, which should be lukewarm in winter and cool in summer; add two tablespoons of lard (or butter) and half the flour. Beat until smooth; then add balance of the flour, or enough to make moderately firm dough, and last, the salt. Knead until smooth and elastic. Place in well-greased bowl and cover; set aside to rise over night, or about nine hours. In the morning mold into loaves. Fill well-greased pans half full; cover and let rise until light, or until loaves have doubled in bulk, which will be in about one and one half hours. Bake forty to fifty minutes.

The half cake of yeast, which is left over, can be kept in good condition several days by rewrapping it in the tinfoil and keeping it in a cool, dry place.

**WHITE BREAD**

(Sponge Method)

$\frac{1}{2}$ cake compressed yeast	$4\frac{1}{2}$ pints sifted flour
1 tablespoon sugar	1 teaspoon salt
$1\frac{1}{2}$ pints lukewarm water	1 level tablespoon lard or butter

Dissolve the yeast and sugar in one pint of lukewarm water, and add to it one and one half pints of sifted flour, or sufficient

to make an ordinary sponge. Beat well; cover and set aside to rise for about one and one half hours in a warm place. When well risen add to it the half pint of lukewarm water, lard or butter, the remainder of the flour, or enough to make a moderately firm dough, and last, the salt. Knead thoroughly; place in greased bowl; cover and let rise for from one and one half to two hours. When light, mold into loaves and place in well-greased baking pans; cover and let rise again for about one hour. When light, bake forty to fifty minutes, reducing the heat after the first ten minutes.

This recipe makes two large loaves.

The whole process takes from five and one half to six hours, and the recipe, if followed closely, will produce excellent results.

### MILK BREAD

1 cake compressed yeast	3 quarts sifted flour
1 tablespoon sugar	1 tablespoon lard, melted
1 quart milk, scalded and cooled	1/2 tablespoon salt

Dissolve the yeast and sugar in the lukewarm liquid; add one and one half quarts of sifted flour; beat until smooth. Cover and set to rise in warm place, free from draft for about one and one half hours. When light, add lard (or butter), rest of flour, and salt. Knead until smooth and elastic; place in well-greased bowl; cover; let rise again until double in bulk—about two hours. Mold into loaves; place in well-greased bread pans, filling them half full. Cover and let rise again until double in bulk—about one hour. Bake forty to fifty minutes.

This makes three one-and-one-half pound loaves.

### WHITE BREAD IN BREAD-MIXER

1 quart boiled water or milk	1/2 tablespoon salt
1 tablespoon lard	1 cake compressed yeast
1 tablespoon sugar	3 quarts flour

Put salt, sugar and lard in the bread-mixer; pour on boiling water or scalded milk and when lukewarm stir in the yeast cake dissolved in a little warm water. Add the flour; put on the lid; turn for three minutes and let rise over night. In the morning turn the handle a few times; lift the dough out on a molding board; divide into four parts and shape into loaves. Place in greased pans, having the pans only half full. Cover with a clean cloth; let rise to twice their bulk and bake for about fifty minutes in a moderate oven.

### BAKING-POWDER BREAD

1 quart flour	2 heaping teaspoons baking powder
1 teaspoon salt	$\frac{1}{2}$ boiled potato
1 teaspoon sugar	Milk or water (about 1 pint)

Sift the dry ingredients thoroughly; rub in the boiled potato; add liquid to make a stiff batter or soft dough. Turn into a greased bread pan; smooth the top with a knife dipped in melted butter and bake in a moderate oven for about an hour. When done moisten the crust slightly with cold water and wrap in a clean cloth until cold.

### SALT-RISING BREAD

1 cup milk	$\frac{1}{4}$ teaspoon sugar
Little boiling water	1 tablespoon corn meal
$\frac{1}{4}$ teaspoon salt	2 tablespoons flour
Flour to make dough	

Into the milk pour enough boiling water to bring it to blood heat (about 90° F.). Do not have it too hot or the bread will not rise. Add the other ingredients; beat to the consistency of pancake batter and set in a warm place to ferment. If set in the early morning, it will rise at noon. Mix the same as other bread; put in pans at once; let stand till light and bake slowly.

### RICE BREAD

$\frac{1}{2}$ cup cold rice	$\frac{1}{4}$ teaspoon salt
$\frac{1}{2}$ cup white Indian meal	1 egg
$\frac{1}{2}$ cup wheat flour	$\frac{1}{2}$ tablespoon melted butter
$\frac{1}{2}$ teaspoon baking powder	$\frac{1}{2}$ cup milk

Mix the dry ingredients thoroughly; add the egg beaten with the milk and melted butter. Pour into shallow greased tins and bake in a moderate oven.

### GRAHAM BREAD

1 cake compressed yeast	2 level tablespoons lard
4 level tablespoons brown sugar	4 cups graham flour
1 cup milk, scalded and cooled	1 cup sifted white flour
1 cup lukewarm water	1 teaspoon salt

Dissolve the yeast and sugar (or molasses) in lukewarm liquid. Add lard (or butter), then flour, gradually, and last the salt.

Knead thoroughly, being sure to keep the dough soft. Cover and set aside in a warm place to rise, for about two hours. When double in bulk, turn out on kneading board; mold into loaves; place in well-greased pans; cover and set to rise again for about one hour, or until light. Bake one hour, in a slower oven than for white bread.

If wanted for over night, use one half cake of yeast and an extra teaspoon of salt.

## OATMEAL BREAD

2 cups boiling water	$\frac{1}{4}$ cup brown sugar
2 cups rolled oats	$\frac{1}{2}$ cup lukewarm water
1 cake compressed yeast	4 cups sifted flour
1 teaspoon salt	

Pour two cups of boiling water over the oatmeal; cover and let stand until cool. Dissolve yeast and sugar in one half cup of lukewarm water and add this to the oatmeal and water. Add one cup of flour, or enough to make an ordinary sponge; beat well; cover and set aside in a moderately warm place to rise for one hour, or until light. Add enough flour to make a dough—about three cups—and the salt. Knead well; place in greased bowl; cover and let rise in a moderately warm place until double in bulk—about one and one half hours. Mold into loaves; fill well-greased pans half full; cover and let rise again about one hour. Bake forty-five minutes in a hot oven.

A half cup of chopped nuts and one tablespoon of lard or butter may be added if desired.

## WHOLE-WHEAT BREAD

1 cake compressed yeast	$1\frac{1}{2}$ cups milk, scalded and cooled
3 level tablespoons brown sugar	3 tablespoons melted lard
$1\frac{1}{2}$ cups lukewarm water	$7\frac{1}{2}$ cups whole-wheat flour
1 teaspoon salt	

Dissolve the yeast and sugar in lukewarm liquid; add lard or butter; then flour, gradually, as whole wheat flour absorbs moisture slowly, and last the salt. Knead thoroughly, being sure to keep dough soft; place in well-greased bowl, cover and set aside in warm place, to rise for about two hours. When double in bulk, turn out on kneading board. Mold into loaves; place in well-greased pans; cover and set to rise again for about one hour, or until light. Bake one hour, in a slower oven than for white bread.

If wanted for over night, use one half cake of yeast and an extra teaspoon of salt.

### RYE BREAD

(American)

1 cake compressed yeast	5 cups rye flour
1 cup milk, scalded and cooled	1½ cups sifted white flour
2 cups lukewarm water	1 tablespoon melted lard
1 tablespoon salt	

Dissolve the yeast in lukewarm liquid; add two and a half cups of rye flour or enough to make a sponge. Beat well; cover and set aside in a warm place, free from draft, to rise about two hours. When light, add white flour, lard or butter, rest of rye flour to make a soft dough, and last the salt. Turn on a board and knead, or pound it five minutes. Place in greased bowl; cover and let rise until double in bulk—about two hours. Turn on board and shape into loaves; place in floured shallow pans; cover and let rise again until light—about one hour. Brush with white of egg and water, to glaze. With sharp knife cut lightly three strokes diagonally across top, and place in oven. Bake in slower oven than for white bread. Caraway seed may be used if desired.

By adding one half cup of sour dough, left from previous baking, an acid flavor is obtained, which is considered by many a great improvement. This should be added to the sponge.

### GLUTEN BREAD

1 cake compressed yeast	1 cup lukewarm water
1 tablespoon sugar	1 level tablespoon lard or butter
1 cup milk, scalded and cooled	3 cups gluten flour
1 teaspoon salt	

Dissolve the yeast and sugar in lukewarm liquid; add lard or butter, then flour, gradually, and salt. Knead thoroughly until smooth and elastic; place in well-greased bowl; cover and set aside in a warm place, free from draft, to rise until light, which should be in about two hours. Mold into loaves; place in greased pans, filling them half full. Cover; let rise again, and when double in bulk, which should be in about one hour, bake in moderate oven forty-five minutes.

This will make two one-pound loaves. For diet use all water and omit shortening and sugar.

## NUT BREAD No. 1

1 cake compressed yeast	2 level tablespoons lard
1 cup milk, scalded and cooled	$\frac{1}{3}$ cup sugar
1 tablespoon sugar	White of 1 egg
3 cups sifted flour	$\frac{3}{4}$ cup chopped walnuts
	$\frac{1}{3}$ teaspoon salt

Dissolve the yeast and one tablespoon of sugar in lukewarm milk; add one and one fourth cups of flour and beat thoroughly. Cover and set aside in warm place fifty minutes, or until light. Add sugar and lard (or butter), creamed, white of egg, beaten stiff, nuts, remainder of flour, or enough to make a dough, and the salt. Knead well; place in greased bowl; cover and set aside for about two and one half hours to rise, or until double in bulk. Mold into a loaf or small finger rolls, and fill well-greased pans half full. Protect from draft and let rise until light—about one hour.

This recipe will make one medium-sized loaf, or one dozen rolls. The loaf should bake forty-five minutes; finger rolls, six to eight minutes.

## NUT BREAD No. 2

1 egg	3 cups flour
$\frac{3}{4}$ cup sugar	2 teaspoons baking powder
1 cup milk	1 tablespoon butter
1 teaspoon salt	$\frac{1}{4}$ pound walnuts

Beat the egg with the sugar; add the sifted flour, baking powder and salt alternately with the milk; last add the butter, melted, and the walnuts. If black walnuts are used do not add the butter. Bake in a deep pan in a slow oven for about forty-five minutes.

## CORN BREAD

$1\frac{1}{2}$ cups corn meal	1 heaping teaspoon baking powder
$\frac{1}{2}$ cup flour	$\frac{1}{2}$ tablespoon butter
$\frac{1}{2}$ tablespoon sugar	$1\frac{1}{4}$ cups milk
$\frac{1}{2}$ teaspoon salt	1 egg

Sift the dry ingredients together; add milk, beaten egg and butter. Pour into a shallow buttered tin and bake about half an hour.

## CORN BREAD WITH YEAST

Follow the recipe for corn muffins with yeast. Bake twenty minutes in well-greased, shallow pan, instead of muffin tins.



### CANADA EGG BREAD

1 cup corn meal	1 tablespoon butter
1 cup flour	1 cup milk
1 teaspoon baking powder	3 eggs

Mix the dry ingredients; add the butter, warmed but not melted, and the milk and beaten eggs. The batter will be stiff. Bake in greased tins; mark into squares; break and serve hot.

### RAISIN BREAD

1 cake compressed yeast	$\frac{3}{4}$ cup sugar
1 cup lukewarm water	4 level tablespoons lard
1 cup milk, scalded and cooled	$\frac{3}{4}$ cup raisins
6 cups sifted flour	1 teaspoon salt

Dissolve the yeast and one tablespoon of sugar in lukewarm liquid; add two cups of flour, the lard (or butter) and sugar, well creamed; and beat until smooth. Cover and set aside to rise in a warm place, free from draft, until light—about one and one half hours. Add raisins well-floured, the rest of the flour to make a soft dough, and last the salt. Knead lightly; place in well-greased bowl; cover and let rise again until double in bulk—about one and one half hours. Mold into loaves; fill well-greased pans half full; cover and let rise until light—about one hour. Glaze with egg diluted with water, and bake forty-five minutes.

### COCOA BREAD

1 cake compressed yeast	$\frac{1}{2}$ cup sugar
2 cups milk, scalded and cooled	$\frac{1}{2}$ cup cocoa
1 tablespoon sugar	$\frac{1}{4}$ cup butter
$5\frac{1}{2}$ cups sifted flour	2 eggs
	$\frac{1}{2}$ teaspoon salt

Dissolve the yeast and one tablespoon of sugar in lukewarm milk; add three cups of flour and beat until smooth. Cover and set aside to rise in warm place until light—about one and one half hours; then add butter and sugar creamed, eggs well beaten, cocoa, remainder of flour, or enough to make soft dough, and salt. Knead lightly; place in greased bowl; cover and set aside in warm place, free from draft, until double in bulk—about two hours. Mold into loaves; place in well-greased bread pans, filling them half full. Cover and let rise again until light—about one hour. Bake forty to forty-five minutes.

## BREAD, HOT-CAKES, ETC.

Planned for a  
Family of Four

The recipe makes two loaves. Nuts or fruit may be added if desired. The bread may be used for making delicious sandwiches.

Buns may be made from the same dough and decorated with chocolate frosting.

### BOSTON BROWN BREAD No. 1

2 cups rye meal	$\frac{1}{3}$ cup molasses
1 cup corn meal	1 teaspoon soda
1 teaspoon salt	2 cups sour milk

Dissolve the soda in the milk. Mix and sift the dry ingredients; add the sour milk and molasses; pour into a buttered mold and steam three hours. Brown in the oven twenty minutes.

### BOSTON BROWN BREAD No. 2

1 cup corn meal	$\frac{1}{2}$ cup sugar
2 cups graham flour	$\frac{1}{2}$ cup molasses
1 teaspoon salt	1 teaspoon soda
2 cups milk	

Mix and cook the same as Brown Bread No. 1.

### SCOTCH SHORT BREAD

1 cup butter	2 cups flour
$\frac{1}{2}$ cup powdered sugar	

Cream the butter; add the flour and sugar; knead all together thoroughly with the hands; roll out about one inch in thickness and cut in oblong cakes. Bake about half an hour, laying the bread on brown paper in an unbuttered pan.

### COARSE LOAF

$\frac{1}{2}$ cup New Orleans molasses	$\frac{1}{2}$ teaspoon baking powder
$\frac{1}{2}$ cup brown sugar	1 cup nuts or raisins
$\frac{1}{2}$ cup corn meal	1 pint sour milk
2 cups graham flour	2 teaspoons soda
$1\frac{1}{2}$ cups white flour	Pinch of salt

Mix all the ingredients together, adding the soda dissolved in the sour milk last. Pour into a greased baking pan and bake in a slow oven about one hour.

CINNAMON BUN

2 tablespoons butter	Milk to make soft dough
4 tablespoons sugar	Butter
2 eggs	Sugar
1 pint flour	Cinnamon
2 teaspoons baking powder	Currants
	Syrup molasses

Beat the butter and sugar to a cream; add the eggs; then the baking powder and flour which have been sifted together, alternately with the milk. Have the dough as soft as it is possible to roll out. Place it on a pie board well dusted with flour; roll out about one fourth of an inch in thickness; spread thickly with sugar, cinnamon, currants and syrup molasses; then carefully roll the dough into one long roll; cut into buns about one inch high and place them rather closely in a greased pan. Bake in a moderate oven.

CINNAMON CAKE

1 cake compressed yeast	1/2 cup light brown sugar
1/2 cup milk, scalded and cooled	2 level tablespoons butter
1 tablespoon sugar	1 egg
2 cups sifted flour	1/4 teaspoon salt

Dissolve the yeast and one tablespoon of sugar in the lukewarm milk. Add three fourths cup of flour, to make a sponge. Beat well; cover and let rise forty-five minutes in a moderately warm place. Add butter and sugar creamed, egg well beaten, about one and one fourth cups of flour, or sufficient to make a soft dough, and the salt. Knead lightly; place in greased bowl; cover and let rise in a warm place about two hours, or until double in bulk. Roll one half inch thick; place in well-greased pan and let rise until light. Cut across top with sharp knife; brush with egg; sprinkle liberally with sugar and cinnamon. Bake twenty minutes in a moderately hot oven.

DOUGHNUTS

1 cake compressed yeast	1/2 cup sugar
1 1/4 cups milk, scalded and cooled	3 level tablespoons butter
1 tablespoon sugar	1/2 teaspoon mace
4 1/2 cups sifted flour	2 eggs
	1/4 teaspoon salt

Dissolve the yeast and one tablespoon of sugar in lukewarm liquid; add half of the flour and beat well. Cover and set aside to rise in a warm place for about one hour, or until bubbles burst

## BREAD, HOT-CAKES, ETC.

Planned for a  
Family of Four

on top. Add to this the butter and sugar creamed; mace, eggs well beaten, the remainder of the flour to make a soft dough, and last the salt. Knead lightly; place in well-greased bowl; cover and allow to rise again in warm place for about one and a half hours. When light, turn on floured board; roll to about one fourth inch in thickness. Cut with small doughnut cutter; cover and let rise again, on floured board or paper, in warm place until light—about forty-five minutes. Drop into deep, hot fat with side uppermost which has been next to board. When a film of smoke begins to rise from fat, it will be found a good temperature to cook doughnuts.

Doughnuts made by this method do not absorb the fat, for the reason that they rise before and not after they are put into the grease.

### DUTCH CAKE

1 pound bread dough	1 egg
$\frac{1}{2}$ pound sugar	$\frac{1}{2}$ pound seeded raisins
$\frac{1}{2}$ pound butter	Cinnamon and nutmeg

Mix the sugar, butter and beaten egg into bread dough; when thoroughly incorporated flavor with cinnamon and nutmeg; and add the fruit. Put into a greased pan and let rise for an hour or more; then bake slowly.

### BOHEMIAN HOUSKA

1 cake compressed yeast	$\frac{1}{3}$ cup melted butter
$\frac{1}{4}$ cup lukewarm water	$\frac{1}{2}$ cup citron, cut fine
2 cups milk, scalded and cooled	$\frac{1}{2}$ cup raisins
$\frac{1}{2}$ cup sugar	$\frac{1}{2}$ cup chopped almonds
1 egg	$\frac{1}{2}$ teaspoon salt
$7\frac{1}{2}$ cups sifted flour	

Dissolve the yeast and one tablespoon of sugar in lukewarm liquid; add egg well beaten, balance of sugar and butter creamed, and two cups of flour, or enough to make a thin batter. Beat until smooth; cover and let rise until light, about one hour. Add almonds, citron and raisins, well floured, the rest of the flour, or enough to make a soft dough, and last the salt. Knead well; place in greased bowl; cover and set aside in a warm place, free from draft, to rise until double in bulk, about one and a half hours. Divide into three parts; make three braids; place in well-greased, shallow pan, one on top of the other. Bake in moderate oven forty-five minutes. While hot ice with plain frosting.

CURRENT TEA RING

2 cakes compressed yeast	1/2 cup sugar
1 cup milk, scalded and cooled	7 cups sifted flour
1 cup lukewarm water	3 eggs
1 tablespoon sugar	1/4 teaspoon salt
6 level tablespoons lard or butter	1/4 teaspoon mace
Brown sugar, currants and cinnamon	

Dissolve the yeast and one tablespoon of sugar in the lukewarm liquid. Add three cups of flour and beat until smooth. Add lard or butter and sugar, thoroughly creamed, and eggs beaten until light, the remainder of the flour gradually, keeping dough soft, and last, the salt and mace. Turn on board; knead lightly; place in greased bowl; cover and set aside in a warm place to rise for about two hours or until the dough has doubled in bulk. Roll out in an oblong piece, one fourth inch thick; brush with melted butter; sprinkle with brown sugar, currants and cinnamon. Roll up lengthwise and place in a circle on a large, shallow, greased pan or baking sheet. With scissors cut three fourth inch slices, almost through. Turn each slice partly on its side, pointing away from center. This should give the effect of a many-pointed star, and show the different layers with the filling. Cover and let rise one hour, or until light, and bake twenty-five minutes. Just before putting in the oven, glaze with egg, diluted with milk. Ice while hot with plain frosting.

APPLE CAKE

(Apfel Kuchen)

1 1/2 cakes compressed yeast	1/2 cup sugar
1 cup milk, scalded and cooled	2 eggs
1 tablespoon sugar	3 1/2 cups sifted flour
1/4 cup butter	1/4 teaspoon salt
5 apples	

Dissolve the yeast and one tablespoon of sugar in lukewarm milk; add one and a half cups of flour to make a sponge, and beat until smooth. Cover and set aside in a warm place until light—about three quarters of an hour. Have sugar and butter well-creamed; add it to sponge. Then add eggs well-beaten, rest of flour, or enough to make a soft dough, and salt. Knead lightly. Place in well-greased bowl. Cover and set aside to rise—about two hours. Roll half an inch thick; place in two well-greased, shallow pans; brush with butter and sprinkle with sugar. Cut

apples in eighths and press into the dough, sharp edge downward; sprinkle with cinnamon; cover and let rise about one half hour. Bake twenty minutes. Keep covered with pan first ten minutes, in order that the apples may be thoroughly cooked.

## GERMAN COFFEE CAKE

(Bund Kuchen)


1½ cakes compressed yeast	1 cup sugar
1 cup milk, scalded and cooled	½ cup butter
1 tablespoon sugar	3 eggs
3 cups sifted flour	1½ cups mixed fruit
	¼ teaspoon salt

Dissolve the yeast and one tablespoon of sugar in the lukewarm milk; add one and a half cups of flour and beat well. Cover and set aside, in a warm place to rise for one hour or until light. Add to this the butter and sugar creamed, the fruit—citron, raisins and currants in equal parts—which has been floured, the balance of the flour or enough to make a good cake batter, the salt, and eggs well beaten. Beat for ten minutes; pour into well-buttered molds, filling them about half full; cover and let rise until molds are nearly full; then bake in a moderate oven. If made into two cakes, they should bake forty-five minutes; one large cake should bake one hour.

## BRIOCHE

1 cake compressed yeast	1 cup butter
½ cup milk, scalded and cooled	4 cups sifted flour
2 tablespoons sugar	8 eggs
	1 teaspoon salt

Dissolve the yeast and one tablespoon of sugar in the lukewarm milk; add one cup of flour to make sponge. Beat well; cover and set to rise in warm place, free from draft, until light—about three quarters of an hour. To the rest of the flour add one tablespoon of sugar, butter softened, four eggs and salt. Beat all in well; add sponge and beat again thoroughly; add the other four eggs, unbeaten, one at a time, beating thoroughly. Cover and let rise until light—about four hours, and beat again. Chill in the refrigerator over night. In the morning, shape by rolling under hand into long strips about twenty-seven inches long and three fourths inch thick, bringing ends together, and twist like a rope. Form into rings;



FRESH FROM THE OVEN

Coffee Loaf Cake

English Scones

Sally Lunns





place on well-buttered pans to rise. When double in size, glaze with white of egg diluted with water. Bake in a moderate oven fifteen minutes. Ice while hot, with plain frosting. Spread with almonds.

### MORAVIAN CAKE

1 pint bread dough	1½ cups sugar
½ cup butter	3 eggs

Sugar and cinnamon

Beat the butter into the bread dough; add the sugar and eggs and beat thoroughly. Pour into buttered pans; let rise for one hour; sprinkle thickly with sugar and cinnamon and bake in a quick oven.

### BREAD RUSK

1 pint bread dough	Butter size of egg
¾ cup sugar	Grated nutmeg

Spread the bread dough open; work the other ingredients into it; roll out; cut in cubes; put them in buttered pans and set in a warm place until very light. Bake in a quick oven.

### CHILDREN'S RUSK

1 cake compressed yeast	½ cup butter
2 cups milk, scalded and cooled	1 cup sugar
1 tablespoon sugar	1 egg
6 cups sifted flour	½ teaspoon salt

1 cup currants

Dissolve the yeast and one tablespoon of sugar in the lukewarm milk; add to it half the flour, to make an ordinary sponge. Beat well; cover and set aside in a warm place to rise, for about an hour. When light, add to it the butter and sugar creamed, egg well beaten, the currants, which have previously been washed and floured, and the remainder of the flour, or sufficient to make a soft dough; last add the salt. Knead lightly; place in greased bowl; cover and set aside in a warm place, free from draft, to rise for about two or two and a half hours. When well risen, turn out on a kneading board and mold into rolls. Place in well-greased pans; cover and let rise again for about one hour, or until double in bulk. Brush with egg diluted with milk. Bake in a hot oven for about fifteen or twenty minutes. Upon removing from oven sprinkle with powdered sugar.

**BUNS**

1 cake compressed yeast	$\frac{1}{4}$ cup sugar
1 cup milk, scalded and cooled	$\frac{1}{4}$ cup butter
1 tablespoon sugar	3 cups sifted flour
	$\frac{1}{2}$ teaspoon salt

Dissolve the yeast and one tablespoon of sugar in the lukewarm milk; add one and one half cups of flour. Beat until smooth; then add butter and sugar creamed, the rest of the flour and salt. Knead lightly, keeping dough soft; cover and set aside in a warm place, free from draft, to rise until double in bulk—about one and a half hours. Mold into small, round buns; place in well-greased pans, one inch apart. Cover; set aside to rise until light—about one hour. Brush with egg, diluted with water; bake twenty minutes. Just before removing from the oven, brush with sugar moistened with a little water.

**SWEET FRENCH BUNS**

1 cake compressed yeast	3 level tablespoons butter
1 cup milk, scalded and cooled	1 egg
$\frac{1}{4}$ cup lukewarm water	$\frac{1}{2}$ teaspoon lemon extract
1 tablespoon sugar	4 cups sifted flour
$\frac{1}{4}$ cup sugar	$\frac{1}{2}$ teaspoon salt

Dissolve the yeast and one tablespoon of sugar in the lukewarm liquid. Add enough flour to make an ordinary sponge—about one and one half cups. Beat until perfectly smooth; cover and set aside in a warm place to rise for fifty minutes, or until light. Add sugar and butter creamed, egg beaten, lemon extract and about two and one half cups of flour, or enough to make a soft dough. Add salt with the last of the flour. Knead until smooth and elastic; place in greased bowl; cover and set aside in a warm place to rise until double in bulk—about one hour. Turn out on board and shape as clover-leaf rolls, or any fancy twist. Let rise until light, about one hour. Bake in hot oven fifteen minutes.

**ENGLISH BATH BUNS**

2 cakes compressed yeast	4 cups sifted flour
$\frac{1}{2}$ cup milk, scalded and cooled	$\frac{1}{2}$ teaspoon salt
1 tablespoon sugar	5 tablespoons sugar
$\frac{1}{2}$ cup butter, melted	4 eggs
	1 cup almonds, chopped

Dissolve the yeast and one tablespoon of sugar in the lukewarm milk. Add butter, eggs unbeaten, flour gradually, and the salt,

beating thoroughly. This mixture should be thick, but not stiff enough to handle. Cover and let rise in warm place one and one half hours, or until light. Sprinkle balance of sugar and almonds over top; mix very lightly and drop into well-greased muffin pans. Cover and let rise until light, which should be in about one half hour. Bake fifteen to twenty minutes in a moderately hot oven. These buns should be rough in appearance.

### HOT CROSS BUNS

1 cake compressed yeast	$\frac{1}{4}$ cup butter
1 cup milk, scalded and cooled	$\frac{1}{4}$ cup raisins or currants
1 tablespoon sugar	$3\frac{1}{4}$ cups sifted flour
$\frac{1}{3}$ cup sugar	1 egg
$\frac{1}{4}$ teaspoon salt	

Dissolve the yeast and one tablespoon of sugar in the lukewarm milk. Add one and one half cups of the flour, to make a sponge. Beat until smooth; cover and let rise until light, in a warm place, free from draft—about one hour. Add butter and sugar creamed, egg well beaten, raisins or currants, which have been floured, rest of flour, or enough to make a soft dough, and salt. Turn on board; knead lightly; place in greased bowl. Cover and set aside in a warm place, until double in bulk, which should be in about two hours. Shape with hand into medium-sized round buns; place in well-greased pans about two inches apart. Cover and let rise again—about one hour, or until light. Glaze with egg diluted with water; with sharp knife cut a cross on top of each; bake twenty minutes. Just before removing from oven, brush with sugar moistened with water. While hot, fill cross with plain frosting.

### OVEN SCONES

2 cakes compressed yeast	1 cup raisins
2 cups milk, scalded and cooled	$\frac{1}{2}$ cup citron
1 tablespoon sugar	1 egg
1 cup sugar	$6\frac{1}{2}$ cups sifted flour
$\frac{1}{3}$ cup of lard or butter	1 level teaspoon salt

Dissolve the yeast and one tablespoon of sugar in the lukewarm milk; add three cups of flour and beat well. Cover and let rise in a warm place, free from draft, until light—about one hour. Then add butter and sugar creamed, the egg well beaten, fruit well floured, balance of flour, to make a soft dough, and the salt. Turn

on board; knead lightly; form into twelve round cakes; cover and allow them to rise fifteen minutes. Then roll one fourth inch thick; cut across each way nearly through, making an impression of four cakes. Place in well-greased pans; let rise about one hour, or until double in size. Then brush with egg diluted with water. Bake fifteen minutes in a moderate oven.

### ENGLISH SCONES

$\frac{3}{4}$  pound flour  
3 ounces sugar  
2 ounces lard  
2 teaspoons baking powder  
 $\frac{1}{3}$  cup currants  
1 egg  
 $\frac{1}{2}$  cup milk

Beat the sugar and lard to a cream; add the egg, then the milk and flour sifted with the baking powder. Have the currants well washed and drained and mix them in before all the flour is added. Make a soft dough; roll out and cut like tea biscuits. Bake in a quick oven.

### TEA BISCUIT

2 cups flour  
2 teaspoons baking powder  
Milk or water to make soft dough  
 $\frac{1}{2}$  teaspoon salt  
1 tablespoon lard

Mix the dry ingredients in a bowl; rub in the lard with the tips of the fingers; add milk to make a dough just stiff enough to roll out. Roll one half inch thick; cut with a round cutter and bake in greased tins.

### TEA ROLLS

1 cake compressed yeast  
 $\frac{1}{2}$  cup milk, scalded and cooled  
 $\frac{1}{2}$  cup lukewarm water  
 $\frac{1}{2}$  teaspoon salt  
1 tablespoon sugar  
3 cups sifted flour  
2 tablespoons melted lard

Dissolve the yeast and sugar in the lukewarm liquid. Add lard (or butter) and half of the flour; beat until smooth; add rest of flour, or enough to make a moderately firm dough, and the salt. Knead thoroughly; roll out and shape as Parker-House rolls. Place in well-greased, shallow baking pans; cover and set to rise in a warm place, free from draft, for about two hours. When light, bake in a hot oven ten minutes.

LUNCH ROLLS

- |   |                          |
|---|--------------------------|
| 1 cake compressed yeast                       | 4 cups sifted flour      |
| 1 $\frac{1}{4}$ cups milk, scalded and cooled | 1 egg                    |
| 1 tablespoon sugar                            | 2 level tablespoons lard |
| 1 teaspoon salt                               |                          |

Dissolve the yeast and sugar in the lukewarm milk; add lard (or butter) and two cups of flour. Beat thoroughly; then add egg well beaten, balance of flour gradually, and salt. When all of the flour is added, or enough to make a moderately soft dough, turn on board and knead lightly and thoroughly, using as little flour in the kneading as possible, keeping dough soft. Place in well-greased bowl. Cover and set aside in a warm place, free from draft, to rise about two hours. When light, form into small biscuits, the size of a walnut. Place one inch apart, in shallow pans, well greased. Let rise until double in bulk—about half an hour. Brush with egg and milk, and bake ten minutes in hot oven.

PARKER-HOUSE ROLLS

- |                                 |                                     |
|---------------------------------|-------------------------------------|
| 1 cake compressed yeast         | 4 tablespoons melted lard or butter |
| 1 pint milk, scalded and cooled | 3 pints sifted flour                |
| 2 level tablespoons sugar       | 1 level teaspoon salt               |

Dissolve the yeast and sugar in the lukewarm milk; add lard or butter and half the flour. Beat until perfectly smooth; cover and let rise in a warm place one hour, or until light. Then add remainder of flour, or enough to make a dough, and the salt. Knead well; place in greased bowl; cover and let rise in a warm place for about one and a half hours, or until double in bulk. Roll out one fourth inch thick; brush over lightly with butter; cut with two-inch biscuit-cutter; crease through center heavily with dull edge of knife, and fold over in pocket-book shape. Place in well-greased, shallow pans, one inch apart. Cover and let rise until light—about three quarters of an hour. Bake ten minutes in hot oven.

DINNER ROLLS

- |                                |                                    |
|--------------------------------|------------------------------------|
| 1 cake compressed yeast        | White of 1 egg                     |
| 1 cup milk, scalded and cooled | 3 cups sifted flour                |
| 1 level tablespoon sugar       | 2 level tablespoons lard or butter |
| $\frac{1}{2}$ teaspoon salt    |                                    |

Dissolve the yeast and sugar in the lukewarm milk; add white of egg, beaten until stiff, the flour gradually, the lard or butter, and

last, the salt, keeping the dough soft. Knead lightly, using as little flour in kneading as possible. Place in a well-greased bowl; cover and set to rise in a warm place, free from draft, until double in bulk—about two hours. Mold into rolls the size of walnuts; place in well-greased pans; protect from draft, and let rise one half hour, or until light. Glaze with white of egg, diluted with water. Bake ten minutes in a hot oven.

**GRAHAM MUFFINS No. 1**

1 cake compressed yeast	1 egg
2 cups milk, scalded and cooled	1 cup sifted white flour
4 tablespoons molasses	1½ cups graham flour
4 tablespoons melted lard	1 teaspoon salt
¾ cup chopped nuts	

Dissolve the yeast and sugar (or molasses) in the lukewarm milk; add lard (or butter) and egg well beaten, then the flour gradually, salt and nuts, beating all the while. Beat until perfectly smooth; cover and set to rise in warm place, free from draft, until light—about one and a half hours. Have muffin pans well greased and fill about two-thirds full. Cover and let rise to top of pans—about half an hour, and bake twenty minutes in hot oven.

**GRAHAM MUFFINS No. 2**

Follow the recipe for Egg Muffins, using half graham and half white flour.

**ENGLISH MUFFINS**

1 cake compressed yeast	2 level tablespoons sugar
1 cup milk, scalded and cooled	4 tablespoons melted lard
1 cup lukewarm water	6 cups sifted flour
1 teaspoon salt	

Dissolve the yeast and sugar in the lukewarm liquid; add lard (or butter), and three cups of flour. Beat until smooth; add rest of flour, or enough to make a soft dough, and last, the salt. Knead until smooth and elastic; place in well-greased bowl; cover and set aside in a warm place to rise. When double in bulk, which should be in about two hours, form with hand in twelve large, round biscuits. Cover and set aside for about one half hour. Then, with rolling pin, roll to about one fourth inch in thickness, keeping them round. Have ungreased griddle hot and bake ten minutes. Brown on both sides. As they brown, move to cooler part of stove, where

they will bake more slowly, keeping them warm in the oven until all are baked. They can be reheated in this way or split and toasted on the griddle. These muffins are delicious served hot with plenty of butter.

### OATMEAL MUFFINS

1 cake compressed yeast	1 cup hot milk
$\frac{1}{4}$ cup lukewarm water	1 cup rolled oats
3 tablespoons sugar	$\frac{1}{2}$ cup whole wheat flour
2 tablespoons butter	$\frac{1}{2}$ cup sifted white flour
1 teaspoon salt	

Boil the oats and butter in a cup of milk one minute. Let stand until lukewarm. Dissolve the yeast and sugar in one fourth cup of lukewarm water, and combine the two mixtures. Add flour and salt and beat well. The batter should be thick enough to drop heavily from the spoon. Cover and let rise until light, about one hour, in a moderately warm place. Fill well-greased muffin pans two thirds full; let rise about forty minutes; bake twenty-five minutes in a moderately hot oven.

### SALLY LUNN

1 cake compressed yeast	4 tablespoons melted butter
1 tablespoon sugar	2 eggs
2 cups milk, scalded and cooled	4 cups sifted flour
1 teaspoon salt	

Dissolve the yeast and one tablespoon of sugar in the lukewarm milk. Add butter, then flour gradually, eggs well beaten, and last, the salt. Beat until perfectly smooth; pour into well-greased pans; cover and let rise in a warm place, free from draft, until double in bulk—about one and one half hours. Sprinkle granulated sugar over the top and bake twenty minutes in a hot oven. Serve hot; break apart with fork.

This recipe will fill two medium-sized cake pans.

### WHEAT MUFFINS

1 cake compressed yeast	2 eggs
1 cup milk, scalded and cooled	2 tablespoons melted lard
$\frac{1}{4}$ cup lukewarm water	2 cups sifted flour
2 level tablespoons sugar	$\frac{1}{2}$ teaspoon salt

Dissolve the yeast and sugar in the lukewarm liquid; add the lard (or butter), eggs beaten until light, and flour to make a

## BREAD, HOT-CAKES, ETC.

Planned for a  
Family of Four

moderately stiff batter; then add the salt and beat until smooth. Cover and set aside in a warm place for about one hour. When risen, fill well-greased muffin tins half full; cover and let rise again for about half an hour. Bake twenty minutes in a hot oven, and serve at once.

### CORN MUFFINS WITH YEAST

1 cake compressed yeast	2 eggs, well beaten
2 cups milk, scalded and cooled	2½ cups corn meal
2 level tablespoons brown sugar	1 cup sifted white flour
4 level tablespoons lard or butter	1 teaspoon salt

Dissolve the yeast and sugar in the lukewarm milk. Add lard or butter, cornmeal, flour, eggs and salt. Beat well. Fill well-greased muffin pans two-thirds full. Set to rise in a warm place, free from draft, until light—about one and one half hours. Bake in hot oven twenty minutes.

If prepared over night use only one fourth cake of yeast, and an extra half teaspoon of salt.

### CORN MUFFINS No. 1

1 cup white flour	½ teaspoon soda
½ cup corn meal	1 egg
1 tablespoon sugar	1 cup sour milk
½ teaspoon salt	1 tablespoon melted butter

Mix the dry ingredients; add the egg, beaten into the milk, and the melted butter. Beat thoroughly and bake in well-greased tins.

### CORN MUFFINS No. 2

Follow the recipe for Egg Muffins using half corn meal and half white flour.

### RICE MUFFINS

1 cup flour	1 tablespoon butter
¼ teaspoon salt	½ cup boiled rice
1 teaspoon baking powder	½ cup milk
	1 egg

Sift the dry ingredients; rub in the butter lightly; stir in the rice, then the beaten egg and milk. Pour into greased gem pans, filling them only half full, and bake in a moderate oven about twenty minutes.



EGG MUFFINS

2 cups flour  
1 tablespoon butter  
1/2 teaspoon sugar  
1/4 teaspoon salt  
1 teaspoon baking powder  
1 egg  
1 scant cup milk

Rub the butter in the flour; add the dry ingredients and mix well. Beat the egg; put it in a tin measuring cup and fill up the cup with milk. Stir this into the flour and when thoroughly mixed, fill buttered gem pans and bake in a quick oven until golden brown. The batter is very stiff and the top of the muffins when baked should be rough.

PERFECT CREAM WAFERS

2 cups flour  
1 teaspoon baking powder  
Cream  
1/4 cup sugar  
Pinch of salt

Mix the dry ingredients thoroughly and moisten them with cream. Add just enough cream to make the dough soft enough to roll. If too much is added the wafers will not be crisp. Roll the dough very thin; cut into squares and bake until lightly browned.

GRAHAM WAFERS

Follow the recipe for cream wafers, using half graham flour and half white.

SOUR-CREAM BISCUIT

1 cup sour cream  
1 teaspoon salt  
2 1/2 cups sifted flour

With a knife stir the cream into the sifted flour, enough to make a very soft dough. Roll thin; cut into rounds and bake in a hot oven.

DROP BISCUIT

2 cups flour  
3 teaspoons baking powder  
Milk to make stiff batter  
1/2 teaspoon salt  
1 tablespoon lard

Mix the dry ingredients; rub in the lard; add milk to make a mixture that may be dropped from a spoon without spreading. Drop on a buttered pan half an inch apart and bake in a hot oven eight or ten minutes.

**SOUR-MILK BISCUIT**

2 cups flour  
1/2 teaspoon soda

1/2 teaspoon salt  
1 tablespoon lard

Sour milk

Mix and sift the dry ingredients; rub in the lard; stir in with a knife enough sour milk to make a very soft dough. Roll one half inch thick; cut in small rounds and bake in a quick oven about twenty minutes.

**SCOTCH OAT CAKE**

1 cup oat flour  
Flour to make stiff dough

1/4 teaspoon salt

The oatmeal must be finely ground and the dough very stiff. Roll out on a floured board to one eighth of an inch in thickness and bake the sheet in a very slow oven until dry and hard but not brown. Break into irregular pieces.

**POP-OVERS**

2 eggs  
1 1/2 cups milk

1 1/2 cups flour  
1/4 teaspoon salt

Beat the eggs together; stir in the milk; add gradually the sifted flour and salt; beat for five minutes and strain through a sieve. Butter gem pans and set them in a quick oven to heat. When hot fill each pan about one third full of batter; return to the oven and bake about twenty-five minutes. Serve at once.

**GLUTEN GEMS**

2 eggs  
1 cup milk

1 1/2 cups gluten flour  
2 teaspoons baking powder

Beat the yolks of the eggs; add the milk; then the flour and baking powder; beat well; stir in the whites and bake in hot buttered gem pans about twenty minutes.

**GRAHAM PUFFS**

2 cups graham flour  
1 teaspoon sugar

1/2 teaspoon salt  
2 cups milk

3 eggs

Mix the dry ingredients; add the milk, then the eggs beaten until very light; beat for three minutes; turn into hot buttered gem pans and bake in a moderate oven for about half an hour.

ZWIEBACK

1 cake compressed yeast	2 eggs
1/2 cup milk, scalded and cooled	1/4 cup melted lard
2 tablespoons sugar	2 3/4 cups sifted flour
1/2 teaspoon salt	

Dissolve the yeast and sugar in the lukewarm milk. Add three fourths of a cup of flour and beat thoroughly. Cover and set aside in a moderately warm place to rise for fifty minutes. Add lard (or butter), eggs well beaten, enough flour to make a dough—about two cups—and salt. Knead; shape into two rolls one and one half inches thick, and fifteen inches long. Protect from draft and let rise until light, which should be in about one and one half hours. Bake twelve minutes in a hot oven. When cool cut diagonally into half-inch slices. Place on baking sheet and brown in a moderate oven.

WAFFLES WITH YEAST

1 cake compressed yeast	1 tablespoon melted lard or butter
2 cups milk, scalded and cooled	2 eggs
1 tablespoon sugar	2 1/2 cups sifted flour
1 teaspoon salt	

Dissolve the yeast and sugar in the lukewarm liquid; add lard or butter, flour, salt, and eggs well beaten. Beat thoroughly until batter is smooth; cover and set aside to rise in a warm place, free from draft, for about one hour. When light, stir well. Have waffle iron hot and well greased; fill the cool side. Brown on one side; turn the iron and brown on the other side. If the batter is too thick, the waffle will be tough.

If wanted for over night, use one fourth cake of yeast and an extra half teaspoon of salt. Cover and keep in a cool place.

ONE-EGG WAFFLES

1 1/2 cups flour	1 3/4 cups milk
1 teaspoon baking powder	1 egg
1/4 teaspoon salt	2 tablespoons melted butter

Mix the dry ingredients; add the milk slowly; then the egg, well beaten, and the melted butter. Beat the batter for several minutes; drop by spoonfuls on a hot buttered waffle iron, putting one tablespoonful in each section of the iron. Bake and turn, browning both sides carefully; remove from the iron; pile one on top the other and serve at once.

**THREE-EGG WAFFLES**

2 cups flour	1 $\frac{1}{4}$ cups milk
1 teaspoon baking powder	1 tablespoon melted butter
$\frac{1}{2}$ teaspoon salt	3 eggs

Mix and sift the dry ingredients; add the yolks of the eggs beaten and stirred into the milk; then add the melted butter and fold in the whites of the eggs. Bake and serve as directed under One-Egg Waffles.

**BREAD STICKS**

Take rusk or bread dough—rusk is better—and when light cut pieces from the side and roll under the hands to the length of the pan and the thickness of a lead pencil. Let rise until light; bake in a hot oven and when nearly done glaze with beaten egg.

**GRIDDLE CAKES**

All batter cakes are better baked on an ungreased griddle, as they rise and keep their shape, and do not follow the grease. You will be rid of the disagreeable smoke and the odor of burning fat. Your griddle need not necessarily be of soapstone. If you have an old griddle and clean it thoroughly, being sure to remove all burned fat or batter, it can be used in this way.

**OATMEAL GRIDDLE CAKES**

1 cake compressed yeast	1 $\frac{1}{2}$ cups corn meal
2 cups milk, scalded and cooled	1 cup sifted flour
2 level tablespoons brown sugar	2 eggs
	$\frac{1}{2}$ teaspoon salt

Dissolve the yeast and sugar (or molasses) in the lukewarm milk; add flour, eggs well beaten, corn meal, salt, and beat until smooth. Cover and set aside to rise in a warm place for about one hour, or until light. Stir well and bake on a hot griddle.

If prepared over night, use one fourth cake of yeast and an extra half teaspoon of salt. Cover and keep in a cool place.

**WHEAT GRIDDLE CAKES**

1 cake compressed yeast	2 tablespoons melted lard
1 cup milk, scalded and cooled	2 cups sifted flour
1 cup lukewarm water	$\frac{1}{2}$ teaspoon salt
2 level tablespoons brown sugar	2 eggs

Dissolve the yeast and sugar in the lukewarm liquid. Add lard (or butter), then flour gradually, the eggs well beaten, and salt.

Beat thoroughly until batter is smooth; cover and set aside for about one hour, in a warm place free from draft, to rise. When light, stir well and bake on a hot griddle.

If prepared over night, use one fourth cake of yeast and an extra half teaspoon of salt. Cover and keep in a cool place.

#### GRIDDLE CAKES No. 1

2 cups flour	2 eggs
$\frac{1}{2}$ teaspoon salt	2 tablespoons melted butter
2 teaspoons baking powder	Milk (about $1\frac{1}{2}$ cups)

Mix and sift the dry ingredients; add the milk and beaten eggs; beat thoroughly; add melted butter and drop by spoonfuls on a hot griddle. Serve with butter and maple syrup.

#### GRIDDLE CAKES No. 2

2 cups flour	2 eggs
$\frac{1}{2}$ teaspoon salt	2 tablespoons melted butter
1 teaspoon soda	Sour milk (about 2 cups)

Mix and bake as directed for Griddle Cakes No. 1. One egg may be used instead of two, but more beating will be necessary.

#### GRIDDLE CAKES No. 3

1 cake compressed yeast	4 level tablespoons brown sugar
1 cup lukewarm water	4 tablespoons melted lard
$1\frac{1}{4}$ cups milk, scalded and cooled	1 teaspoon salt
	$2\frac{1}{2}$ cups sifted flour

Dissolve the yeast and sugar in the lukewarm liquid; add lard (or butter), flour gradually, and salt. Beat thoroughly; cover and set aside to rise for about one hour, in a warm place, free from draft. When light, stir well and bake on hot griddle.

If wanted for over night, use one fourth cake of yeast and an extra half teaspoon of salt. Cover and keep in a cool place.

#### BUCKWHEAT CAKES No. 1

1 cake compressed yeast	2 level tablespoons brown sugar
2 cups lukewarm water	2 cups buckwheat flour
1 cup milk, scalded and cooled	1 cup sifted white flour
	$1\frac{1}{2}$ teaspoons salt

Dissolve the yeast and sugar in the lukewarm liquid; add buckwheat and white flour gradually, and salt. Beat until smooth;

cover and set aside in a warm place, free from draft, to rise—about one hour. When light, stir well and bake on a hot griddle.

If wanted for over night, use only one fourth cake of yeast and an extra half teaspoon of salt. Cover and keep in a cool place.

## BUCKWHEAT CAKES No. 2

1 pint buttermilk	Pinch of salt
Buckwheat flour	1 tablespoon molasses
$\frac{1}{4}$ cake yeast	$\frac{1}{4}$ teaspoon baking soda

Into the buttermilk stir enough flour to make a soft batter; add the yeast cake dissolved in a little warm water and the salt and beat thoroughly. Let rise over night and in the morning stir in the molasses and baking soda. Save a cup of the batter to be used instead of yeast for the next baking.

## RICE CAKES

1 cup flour	2 eggs
2 teaspoons baking powder	1 tablespoon melted butter
$\frac{1}{2}$ teaspoon salt	1 cup boiled rice
Milk	

Mix and bake as directed for Griddle Cakes No. 1, beating the rice into the milk before adding.

## CORN GRIDDLE CAKES

$\frac{1}{4}$ cup corn meal	1 cup flour
$\frac{3}{4}$ cup boiling water	2 teaspoons baking powder
Milk (about $\frac{1}{2}$ cup)	1 egg
$\frac{1}{2}$ teaspoon salt	2 tablespoons molasses

Add meal to boiling water and boil five minutes; when luke-warm stir in the milk; add dry ingredients, sifted, the beaten egg and molasses. Bake on a hot griddle and serve with butter and maple sugar.

## CRUMB GRIDDLE CAKES

$\frac{3}{4}$ cup bread crumbs	1 egg
1 cup milk	$\frac{1}{2}$ teaspoon salt
$\frac{1}{2}$ tablespoon butter	$\frac{1}{2}$ cup flour
1 teaspoon baking powder	

Cook the crumbs, milk and butter for fifteen minutes; rub through a sieve; cool and add the yolk of the egg and the dry ingredients sifted. Fold in the white and bake on a hot griddle.

MOLLETE

$\frac{1}{2}$ cup cold winter squash	$\frac{1}{2}$ cup corn meal
$\frac{1}{2}$ cup milk	$\frac{1}{2}$ cup flour
1 egg	$\frac{1}{4}$ teaspoon salt
1 teaspoon baking powder	

Beat the squash with the milk and egg; add the other ingredients; mix all together into a smooth batter and bake in small cakes on a hot griddle. In Mexico these are served hot, with a little sugar sprinkled on each.

DROP DUMPLINGS

2 cups flour	2 teaspoons baking powder
$\frac{1}{2}$ teaspoon salt	1 scant cup milk

Mix the flour, salt and baking powder; stir in the milk and drop the batter by spoonfuls into the boiling stew. Cover and cook for ten minutes.

If preferred, they may be dropped on a buttered plate and cooked in a steamer over boiling water. In either case they should be served immediately.

ROLLED DUMPLINGS

$\frac{1}{2}$ cup suet	$\frac{1}{2}$ teaspoon salt
1 cup flour	$\frac{1}{4}$ cup cold water

Chop the suet very fine; mix it with the flour and salt; then with a knife stir in the water, ice-cold. When thoroughly mixed roll the dough into tiny dumplings about the size of a marble; drop them into the soup; simmer for fifteen minutes and serve.

*"If Recipe is Powder use 4 T. " also an egg is good -*

**BREAD, HOT-CAKES, ETC.**

---


Planned for a  
Family of Four













## CAKES

**C**AKE baking, or rather the baking of good cakes, is an art perhaps, but not necessarily a difficult art. The essentials are to have good materials and to follow carefully the directions for mixing and baking.

### Mixing

Accuracy in the proportion of ingredients is absolutely necessary. To insure it, instead of depending on ordinary cups and spoons, no two of which hold exactly the same quantity, it is well to have utensils of regulation size—a measuring cup divided into quarters and thirds, and holding half a pint, a few tea- and tablespoons, a case knife, and several mixing spoons.

For the sake of convenience cakes may be divided into two main classes—sponge cakes, or cake without butter, and butter cakes. In the main, one method of mixing for cakes of one class is followed.

*To mix sponge cake:* Separate the yolks of the eggs from the whites, and beat the yolks with an egg-beater until they are thick and lemon-colored. Then add the sugar a little at a time, beating constantly. Now beat the whites until they are stiff and dry; add them and the sifted dry ingredients as directed in the recipe. Do this with as few motions as possible, as otherwise the air bubbles enclosed in the mixture will be broken and all previous work undone.

*To mix butter cake:* Use an earthen bowl for mixing such cakes, and a wooden mixing spoon with slits in it, to lighten the labor of creaming and stirring. Measure the dry ingredients; mix with the flour and sift. Next break the eggs, dropping each into a saucer first in case the whole egg is to be used, so that if a stale egg happens to be among them it can be detected easily and in time. If the whites and yolks are to be used separately, divide them as you break the eggs, and beat both well before using—the yolks until light and the whites until stiff and dry.

Then measure the butter, and if it is too hard to work well, let it stand in a warm place until it has become softened, but not melted. If there is not time for this, warm the bowl by pouring hot water into it, letting it stand a few minutes, then emptying and wiping it dry. Do not let it get too warm, however, or the butter will become oily instead of creamy.

If fruit is to be used, wash and dry it the day before. Dust with flour just before using, and mix with the hand till each piece is powdered, so that all will mix evenly with the dough instead of sinking to the bottom.

Be sure to have all the ingredients ready before beginning to mix. Put the butter into the bowl; work it until soft and creamy, and gradually add the sugar, beating constantly. Next add the eggs, or the yolks, whichever the recipe specifies, and then the liquid. Work in the flour, a little at a time; or, if desired, add small quantities of flour and liquid alternately until the entire amount of each has been used.

### Baking

Grease the pans carefully with butter or suet; dust lightly with flour; shake out the flour and pour in the batter. Then lift the pans into the oven.

The essential point, of course, is that the oven have just the proper degree of heat for the kind of cake to be baked. If it is too hot at first, the cake will form a crust on the outside before rising to its full height, and in continuing to rise it will lift the top and break it, thus producing an unsightly loaf. If it is too cool, the cake will either fall, or rise and run over the sides of the pan, making the loaf not only unsightly, but of a coarse texture.

Cake should be watched while baking. If the oven door is opened and closed carefully there is no danger of causing the cake to fall. If the cake browns too quickly, cover it with paper and reduce the heat. Small cakes require a hotter oven than loaf cake.

All cakes except pound cake shrink away from the edges of the pan when done, and in most cases no further test is necessary. Cakes may, however, be tested by sticking a fresh broom straw into the center; if it comes out clean the cake is done.

If the cake cracks open on top too much flour has been used. If of coarse texture the cake has not been well beaten or the oven has been too slow.

BAKING POWDER

8 ounces bicarbonate of soda      1 ounce tartaric acid  
1 package high-grade cornstarch

Put all the ingredients together and sift them thoroughly five times. Keep closely covered in glass jars or tin boxes.

ANGEL CAKE

Whites of 11 eggs       $1\frac{1}{2}$  cups granulated sugar  
1 teaspoon cream of tartar      1 cup sifted flour  
1 teaspoon flavoring

Beat the eggs until light; add the cream of tartar and beat to a stiff froth; then add the sugar gradually. Fold in the flour after it has been sifted five times; add the vanilla and pour the mixture into an unbuttered angel-cake pan. Bake in a moderate oven forty-five or fifty minutes; turn the pan upside down and let it stand until the cake falls out.

SPONGE CAKE No. 1

6 large eggs       $\frac{1}{2}$  lemon  
11 ounces granulated sugar      Pinch of baking powder  
 $3\frac{3}{4}$  ounces sifted flour      Pinch of salt

Beat the yolks and the whites separately until very light. Into the yolks beat the sugar; then add the lemon, salt, baking powder and half the flour. Fold in half of the whites; add the remainder of the flour, then the remainder of the whites. Pour into a greased pan and bake in a slow oven for forty-five minutes or one hour.

SPONGE CAKE No. 2

5 eggs      Juice and grated rind of  $\frac{1}{2}$  lemon  
1 cup sugar      Pinch of salt  
1 cup flour

Beat the yolks until light; add the sugar gradually, then the lemon. Beat the whites until stiff and dry; cut them into the first mixture; then sift and fold in the flour, but do not stir the mixture.

## SPONGE CAKE No. 3

4 eggs	1 cup flour
1 cup sugar	1 teaspoon baking powder
6 tablespoons water	1 teaspoon vanilla

Beat the yolks of the eggs and the sugar thoroughly; add the water; then the sifted flour and the whites alternately, and the baking powder and vanilla last. Pour into a greased Turk's head and bake in a quick oven about fifteen minutes.

## CREAM SPONGE

For cream sponge follow the recipe for Sponge Cake No. 3; bake in layers and fill with a custard made from the following:

1 cup milk	$\frac{1}{2}$ cup sugar
$1\frac{1}{2}$ tablespoons cornstarch	Yolk of 2 eggs
1 teaspoon vanilla	

Cook like any other custard in a double boiler.

## JELLY ROLL

3 eggs	$\frac{1}{2}$ cup cold water
$1\frac{1}{2}$ cups sugar	Juice of $\frac{1}{2}$ lemon
2 cups flour	$\frac{1}{4}$ teaspoon salt
1 teaspoon baking powder	

Beat the yolks with the sugar; add the liquid and sifted dry ingredients alternately; fold in the beaten whites and pour into shallow buttered tins, using only enough batter to cover the bottom of the pan. Bake about twelve minutes in a moderate oven; turn out on a paper well dusted with powdered sugar; cut off a thin strip from the sides and ends of the cake; spread with jelly and quickly roll. After the cake has been rolled wrap paper around it so that it will keep its shape.

## POTATO-FLOUR CAKE

Yolks of 4 eggs	1 heaping teaspoon baking powder
1 cup sugar	1 teaspoon vanilla
$\frac{1}{2}$ cup potato flour	Whites of 4 eggs

Beat the yolks of the eggs very light with the sugar; add the potato flour and baking powder; flavor; fold in the whites carefully and pour the mixture into a buttered tin. Bake in a very slow oven for about thirty-five minutes.



**POUND CAKE**

1 pound butter	10 eggs
1 pound sugar	1/4 teaspoon grated nutmeg
1 pound flour	2 teaspoons vanilla

Beat the butter and sugar to a cream; add the yolks of the eggs beaten light; then beat the whites to a stiff froth and add them alternately with the flour; flavor; put in two deep, buttered pans and bake in a moderate oven from forty to fifty minutes.

**ORANGE CAKE**

1/2 pound butter	Rind of 1 orange
1/2 pound sugar	Juice of 2 oranges
1/2 pound flour	1 even teaspoon soda
5 eggs	1 teaspoon hot water

Mix like pound cake, beating the oranges into the sugar and butter and adding the soda dissolved in hot water last. Bake in a slow oven until thoroughly done.

**BUTTER CAKE**

1 1/2 cups flour	1 1/2 cups powdered sugar
1 cup butter	1/2 teaspoon baking powder
5 eggs	1 teaspoon vanilla

Beat the butter and flour to a cream; add the yolks, then the beaten whites, and last the sugar, baking powder and vanilla.

**PEGGY CAKE**

1 1/2 cups sugar	1/2 cup milk
1/2 cup butter	2 cups flour
3 eggs	1 teaspoon baking powder
Little grated nutmeg	

Mix like pound cake, adding the baking powder last. Bake in shallow tins or in a Turk's head.

**GOLD CAKE**

3/4 cup butter	2 cups flour
1 cup sugar	3/4 cup milk
Yolks of 2 eggs	1 1/2 teaspoons baking powder
Little grated nutmeg	

Beat the butter and sugar to a cream; add the eggs, then the sifted flour and baking powder alternately with the milk. Flavor with a little grated nutmeg.

## SILVER CAKE

1 cup sugar	2 cups flour
6 ounces butter	2 teaspoons baking powder
Whites of 2 eggs	$\frac{1}{2}$ cup cream
	1 teaspoon vanilla

Beat the butter and sugar to a cream; add the stiffly beaten whites of eggs, then the sifted flour and baking powder; last add the cream and flavoring.

## PLAIN CAKE

$\frac{1}{4}$ cup butter	$\frac{1}{2}$ cup milk
1 cup sugar	$1\frac{1}{2}$ cups flour
2 eggs	1 teaspoon baking powder
	$\frac{1}{2}$ teaspoon vanilla

Beat the butter and sugar to a cream; add the beaten yolks and beat all well; then add the milk alternately with the sifted flour and baking powder; last of all add the whites, beaten to a stiff froth, and the flavoring. Bake in one pan or in small gem pans.

## BLUEBERRY CAKE

$\frac{1}{4}$ cup butter	1 cup milk
1 cup sugar	2 cups flour
1 egg	1 teaspoon baking powder
	1 pint blueberries

Mix the same as Plain Cake, adding the berries, well washed and drained and dusted with flour.

## SHELLBARK CAKE

$\frac{1}{4}$ pound butter	1 cup shellbark meats
1 cup sugar	$\frac{1}{4}$ pound raisins
2 eggs	$\frac{1}{4}$ pound currants
2 cups flour	$\frac{1}{4}$ pound citron
$\frac{1}{2}$ teaspoon soda	1 teaspoon vanilla
$\frac{3}{4}$ cup milk	Ten gratings of nutmeg

Beat the butter and sugar to a cream; add the beaten eggs, then half the flour alternately with the milk in which the soda has been dissolved; add the nuts, then the fruit, well washed and drained and mixed with some of the flour; add vanilla and nutmeg and the remaining flour. Bake in a moderate oven.

LEMON CAKE

$\frac{1}{2}$ cup butter	$1\frac{1}{2}$ teaspoons baking powder
$1\frac{1}{2}$ cups sugar	$1\frac{1}{2}$ cups flour
3 eggs	$\frac{1}{4}$ cup milk
Juice and grated rind of $\frac{1}{2}$ lemon	

Beat the butter and sugar to a cream; add the beaten yolks; then alternately the milk and the sifted flour and baking powder; fold in the whites and add lemon.

CORNSTARCH CAKE

1 cup sugar	1 cup flour
$\frac{1}{4}$ cup butter	1 teaspoon baking powder
$\frac{1}{2}$ cup milk	$\frac{1}{2}$ cup cornstarch
Whites of 3 eggs	

Beat the butter and sugar to a cream; add the milk, then the flour, cornstarch and baking powder, well sifted together; last add the whites, beaten to a stiff froth. Bake in a loaf or in two layers, and ice.

SIMPLE LAYER CAKE

$1\frac{1}{3}$ cups sugar	$\frac{2}{3}$ cup milk
$\frac{2}{3}$ cup butter	2 cups flour
2 eggs	$1\frac{1}{2}$ teaspoons baking powder
1 teaspoon vanilla	

Beat the butter and sugar to a cream; add the eggs; then the flour and milk alternately and the baking powder and flavoring last. Bake in layers and fill with chocolate or other filling.

FARMERS' FRUIT CAKE

3 cups dried apples	$1\frac{1}{2}$ cups milk
2 cups molasses	2 eggs
1 cup butter	4 cups flour
1 cup sugar	3 teaspoons baking powder
1 cup seeded raisins	3 teaspoons mixed spices

Soak the apples over night; chop and cook slowly with the molasses until tender. Cream the butter and sugar; add the eggs, then the cooked apples and molasses, raisins and milk. Sift the flour, baking powder and spices and beat well while adding to the other ingredients. Pour into a well-greased pan and bake in a slow oven.

## ECONOMICAL FRUIT CAKE

1/2 cup butter	1 egg
2 cups brown sugar	1/2 teaspoon cinnamon
1 pound raisins	1/2 teaspoon cloves
1 pound currants	Pinch of salt
1/2 pound citron	1 cup warm coffee
1 cup molasses	3 cups flour
1 teaspoon baking powder	

Wash the fruit thoroughly and put it in a warm place to dry. Beat the butter and sugar; add the fruit, molasses, egg and spices; then the flour and coffee alternately and the baking powder last. Line a deep baking pan with well-buttered paper; pour the batter into it and bake in a slow oven about three hours.

## ONE-EGG CAKE

1 cup sugar	1/2 cup milk
1/4 cup butter	1 teaspoon flavoring
1 egg	1 1/2 teaspoons baking powder
1 2/3 cups flour	

Beat the butter and sugar to a cream; add the egg beaten very light, then the milk and flavoring. Sift the flour and baking powder together; add these to the mixture and beat well. Bake about half an hour.

## MOCK POUND CAKE

1/2 pound pulverized sugar	1/2 cup milk
1/4 pound butter	1 3/4 cups flour
3 eggs	1 teaspoon baking powder

Beat the butter and sugar to a cream; add the yolks of the eggs; then alternately the milk and the sifted flour and baking powder. Then beat the whites of the eggs very stiff and stir them into the mixture carefully. Pour into a greased pan and bake one hour in a moderate oven.

## COCOANUT CAKE

1/2 cup butter	1/2 cup milk
1 cup sugar	1 3/4 cups flour
1/2 cup shredded cocoanut	1 teaspoon baking powder
2 eggs	Flavoring

Beat the butter and sugar to a cream; add the cocoanut and eggs; then add the milk and sifted flour and baking powder.

Flavor to taste; turn into a greased pan and bake in a moderate oven for about forty-five minutes.

### LADY CAKE

6 ounces butter	1/2 teaspoon almond extract
1 cup powdered sugar	Whites of 3 eggs
1/4 cup milk	1 1/2 cups flour
1/2 teaspoon baking powder	

Beat the butter to a cream; add the sugar gradually, then the flavoring and milk and the beaten whites alternately with the sifted flour and baking powder.

### WHITE CUP CAKE

1/2 cup butter	1/2 cup cream
1 cup powdered sugar	2 cups flour
Dash of nutmeg	Whites of 3 eggs
Grated rind of 1/2 lemon	1/2 teaspoon soda
1 teaspoon hot water	

Beat the butter and sugar to a cream; add lemon rind and nutmeg, then the cream, then the flour alternately with the whites beaten to a stiff froth. Last add the soda dissolved in the hot water. Bake in shallow buttered tins or all in one.

### CINNAMON SWEET CAKE

1 cup brown sugar	2 cups flour
1 tablespoon butter	1 teaspoon cinnamon
1 egg	3/4 cup milk
1 1/2 teaspoons baking powder	

Beat the butter and sugar to a cream; add the egg and cinnamon; then the flour and milk alternately and the baking powder last. Pour into two shallow greased baking tins; spread brown sugar, cinnamon and bits of butter over the top and bake in a moderately hot oven.

### MARSHMALLOW CAKE

1/2 cup butter	1 1/2 cups flour
1 cup sugar	Grated nutmeg
2 eggs	1 teaspoon vanilla
1/2 cup milk	1 level teaspoon baking powder

Beat the butter and sugar to a cream; add the eggs, one at a time, then the milk, flour and flavoring, and last the baking

## CAKES

Planned for a  
Family of Four

powder. Beat thoroughly after adding each ingredient. Bake in layers and fill with marshmallow filling.

### COFFEE LOAF CAKE

$\frac{1}{3}$ cup butter	1 egg
$\frac{1}{2}$ cup sugar	1 cup seeded raisins
$\frac{1}{2}$ cup molasses	2 cups flour
$\frac{1}{2}$ cup strong coffee	$\frac{1}{2}$ teaspoon soda

Beat the butter and sugar to a cream; add the molasses, then the beaten egg and coffee. Wash and drain the raisins; dredge with flour and add to the mixture; then add the sifted flour and soda. Beat well and pour into a deep, greased pan. Bake about one hour.

### MARBLE CAKE

1 cup butter	3 cups flour
2 cups powdered sugar	1 cup sweet milk
4 eggs	1 teaspoon baking powder
1 square unsweetened chocolate	

Beat the butter and sugar to a cream; add the yolks of the eggs, then the sifted flour and baking powder alternately with the milk. Fold in the whites; take one third of the batter out and add to it the chocolate melted and thinned with a little hot water. Into the baking pan pour the yellow mixture to the depth of one inch; drop into this in two or three places a spoonful of the dark mixture, giving it a slight stir with the tip of a spoon and spreading it in broken circles around the dark mixture. Pour in more yellow batter, then more brown, proceeding in the same way until all the batter is used. Bake in a moderate oven.

### SURPRISE CAKE

2 tablespoons butter	1 cup raisins
1 cup sugar	2 cups flour
$\frac{1}{2}$ teaspoon allspice	1 teaspoon baking soda
2 teaspoons cinnamon	1 cup apple sauce
$\frac{1}{4}$ teaspoon cloves	$\frac{1}{2}$ cup boiling water

Rub the butter into the sugar and add the raisins and spices. Thin the apple sauce with the boiling water and add it to the other ingredients. Bake in a moderate oven for one hour.

SNIPPY-DOODLE

1 cup sugar	1 cup flour
1 tablespoon butter	$\frac{1}{2}$ cup milk
1 egg	1 teaspoon baking powder

Beat the butter and sugar to a cream and add the egg. Then stir in the flour and the milk alternately; add the baking powder last. Pour into a shallow, greased baking tin; and sprinkle with sugar and cinnamon. Bake in a moderate oven.

SPONGE GINGER CAKE

$\frac{1}{2}$ cup sour milk	1 egg
$\frac{1}{2}$ cup molasses	$\frac{1}{2}$ tablespoon ginger
$\frac{1}{4}$ cup butter	2 cups flour
$\frac{3}{4}$ teaspoon soda	

Beat together the molasses, butter, egg, milk and ginger; then stir in the flour and last the soda dissolved in a very little hot water. Bake in shallow square tins.

GINGERBREAD

1 cup sugar	1 cup molasses
$\frac{1}{2}$ cup butter and lard	3 cups flour
2 eggs	2 teaspoons cinnamon
1 cup sour milk	$1\frac{1}{2}$ teaspoons ginger
2 even teaspoons soda	1 teaspoon cloves
$\frac{1}{4}$ teaspoon grated nutmeg	

Beat the butter and sugar to a cream; add the eggs, then the milk with the soda dissolved in it, last the molasses, spices and flour. Bake in square tins about twenty minutes.

MOLASSES CAKE

$\frac{1}{2}$ cup granulated sugar	$2\frac{1}{2}$ cups sifted flour
$\frac{1}{2}$ cup butter	1 teaspoon grated nutmeg
1 cup molasses	$1\frac{1}{2}$ teaspoons cinnamon
2 even teaspoons soda	Salt to taste
1 cup boiling water	2 beaten eggs

Cream the butter with the sugar and add the molasses; then add the boiling water in which the soda has been dissolved. Measure the flour after it is sifted; stir it into the molasses mixture when that has cooled; add spices and salt and last of all the eggs. Bake in a shallow greased pan in a very slow oven.

## MOCHA TORTE

6 eggs	$\frac{3}{4}$ cup sifted flour
$\frac{3}{4}$ cup sugar (half pulverized)	1 teaspoon baking powder
1 tablespoon essence Turkish coffee	1 cup whipped cream

Beat the sugar thoroughly with the yolks of the eggs; then add the coffee, and the sifted flour and baking powder alternately with the well-beaten whites. Bake in two layers and put the whipped cream between the layers.

For the icing use one cup of pulverized sugar, one tablespoon of boiling water and one tablespoon of coffee essence.

## PATRIOTIC CAKE (1776 RECIPE)

1 pound risen bread dough	1 level teaspoon soda
2 cups brown sugar	1 tablespoon water
1 cup butter	$\frac{1}{2}$ pound currants
3 eggs	$\frac{1}{2}$ pound seeded raisins
2 tablespoons cream	1 level teaspoon cloves
1 level teaspoon nutmeg	

To the risen bread dough add the other ingredients, dissolving the soda in the water and having the currants and raisins thoroughly washed and drained. Pour the mixture into a greased pan and set it in a warm place to rise for twenty minutes. Bake in a moderate oven and when cool, ice and ornament with candied cherries.

## DEVILS' FOOD

2 ounces unsweetened chocolate	$1\frac{1}{2}$ cups sugar
Yolks of 4 eggs	$\frac{1}{2}$ cup butter
$\frac{3}{4}$ cup milk	$1\frac{3}{4}$ cups flour
Whites of 2 eggs	1 teaspoon baking powder
1 teaspoon vanilla	

Melt the chocolate with half the milk and the yolks of two eggs over hot water and cook until a thick custard is formed. Cream the butter and sugar; add the remaining eggs, the flour and baking powder, sifted, the milk, vanilla and chocolate custard after it has cooled. Bake in layers and cover with boiled white frosting. Or cut out the centers of the two upper layers and fill with whipped cream to which sugar, cherries and nuts have been added. Put the cream between the layers, also, and ice the top.



SPANISH BUN No. 1

3 ounces butter	6 ounces flour
$\frac{1}{2}$ pound sugar	$\frac{1}{2}$ cup cream
2 eggs	1 teaspoon baking powder
$\frac{1}{2}$ cup currants	

Beat the butter and sugar to a cream; add the yolks of the eggs, then the cream alternately with the sifted flour, mixing the baking powder with the last of the flour. Then add the whites of the eggs, beaten very stiff, and last of all the currants, thoroughly washed and dried. Bake in shallow tins and ice with boiled icing.

SPANISH BUN No. 2

$\frac{1}{4}$ pound butter	$\frac{3}{4}$ pound flour
$\frac{3}{4}$ pound sugar	1 teaspoon baking powder
2 eggs	$\frac{3}{4}$ cup milk
Dash of nutmeg	6 ounces currants

Beat the butter and sugar to a cream; add the eggs and grated nutmeg, then alternately the milk and sifted flour and baking powder. Last of all add the currants, well washed and drained and dusted with flour.

CUP CAKES

$\frac{1}{2}$ cup butter	$\frac{3}{4}$ teaspoon baking powder
1 cup sugar	$1\frac{1}{2}$ cups flour
2 eggs	10 drops almond extract
Milk (about $\frac{1}{2}$ cup)	

Beat the butter and sugar to a cream; add the eggs and beat until light; add sifted flour, baking powder, flavoring and milk to make a smooth batter, medium thick. Bake in well-greased cups or gem pans.

DROP CAKES

$\frac{1}{4}$ cup butter	3 tablespoons milk
$\frac{3}{4}$ cup sugar	$1\frac{1}{4}$ cups flour
1 egg	1 teaspoon baking powder

Beat the butter, sugar and egg together; add the milk, flour and baking powder, well sifted, and flavoring if desired. Drop from a spoon three inches apart on buttered tins and bake quickly in a hot oven.

## CHOCOLATE DROP CAKES

Whites of 4 eggs	1 cup sugar
2 ounces grated chocolate	3 ounces flour

Beat the eggs to a stiff froth; add the sugar, then the chocolate, melted, and the flour. Drop from a spoon on buttered tins, allowing room for the mixture to spread. Bake in a quick oven.

## CURRANT DROP CAKES

1 cup powdered sugar	$\frac{1}{3}$ cup sour cream
$\frac{1}{3}$ cup butter	$\frac{1}{2}$ teaspoon soda
1 egg	1 teaspoon hot water
$1\frac{2}{3}$ cups flour	$\frac{1}{4}$ cup currants

Stir the butter and sugar to a cream; add the egg, beaten until very light, then the sifted flour. Beat all well together; add the cream and the soda dissolved in hot water. Last add the currants, washed and drained and mixed with a teaspoon of flour. Drop the mixture on buttered tins and bake in a hot oven.

## GINGER DROP CAKES

$\frac{1}{2}$ cup butter	1 tablespoon ginger
1 cup molasses	2 eggs
$\frac{1}{2}$ cup sugar	$\frac{1}{2}$ tablespoon soda
$\frac{1}{2}$ teaspoon salt	$\frac{1}{4}$ cup hot water

Flour to make stiff batter

Warm the butter slightly; beat it in the molasses; add the ginger, sugar and salt, then a little of the flour, then the beaten eggs, then more flour. Make the batter stiffer than needed to allow for the soda and hot water, which are to be added last. Drop on buttered tins and bake in a quick oven.

## OAT CAKES

1 cup granulated sugar	1 tablespoon flour
1 large tablespoon butter	$2\frac{1}{2}$ cups rolled oats
2 eggs	1 teaspoon baking powder
1 teaspoon vanilla	

Cream the sugar and butter; add the eggs, beaten separately and then together, the vanilla and the dry ingredients, well mixed. Drop the mixture from a teaspoon on buttered tins, allowing room for the cakes to spread.

OAT COOKIES

1/2 cup sugar	1/2 cup flour
1/3 cup butter	1/2 cup chopped raisins
1 egg	1/2 tablespoon cinnamon
1/4 teaspoon salt	1/4 teaspoon soda
1 cup rolled oats	1 tablespoon hot water

Beat the butter and sugar to a cream; mix in the other ingredients, adding the soda last, dissolved in the hot water. Roll the dough into small balls like nuts and bake on buttered tins in a moderately hot oven.

PEPPERNUTS

1 1/4 pounds brown sugar	2 teaspoons cinnamon
3 eggs	1 teaspoon soda
1 cup chopped walnuts	1 tablespoon hot water
1 teaspoon cloves	Flour to make dough

Beat the eggs thoroughly; add the sugar and beat again. Then add the chopped walnuts and spices and some of the flour. Add the soda dissolved in the hot water and more flour—enough to make a dough that can be rolled out on a pie board. Roll one eighth of an inch thick; cut into tiny rounds and bake on greased tins.

BELGRADER BREAD

1 pound powdered sugar	1 small nutmeg grated
4 eggs	1/4 teaspoon cloves
1/4 pound chopped almonds	1/4 teaspoon powdered hartshorn
1/4 pound chopped citron	Sufficient flour to make dough

Beat the eggs and sugar together; add the almonds, citron and spices; then add the flour gradually. Take one-fourth of the dough; roll it out on a board well dusted with flour; cut into diamond-shaped pieces; place half an almond or pecan in the center of each, and paint with egg, using a small stiff brush. Bake on greased tins in a hot oven.

ALMOND ROCK CAKES

3/4 pound chopped almonds	Pinch of salt
1 pound powdered sugar	Whites of 5 eggs

Add the salt to the eggs and beat as stiff as possible. Add the sugar gradually, then the almonds. Drop from a teaspoon on buttered tins and bake in a slow oven until delicately browned.

## MACAROONS

$\frac{1}{2}$  pound shelled almonds  
1 teaspoon vanilla

1 pound pulverized sugar  
Whites of 3 eggs

Blanch the almonds and plunge them into cold water. Run them through a chopper or pound them as fine as possible; add the vanilla and sugar and the whites of the eggs, well beaten. Work the paste thoroughly; then dip the hands in water and roll the paste into balls the size of a nutmeg. Lay them on buttered paper an inch apart and bake fifteen or twenty minutes in a slow oven.

## COCOANUT MACAROONS

1 grated cocoanut  
 $\frac{1}{2}$  its weight in sugar

$\frac{1}{2}$  cup flour  
White of 1 egg

Mix the cocoanut thoroughly with the sugar and flour; add the white of the egg, well beaten, and work the paste carefully. Roll it into balls the size of a nutmeg and lay them on buttered paper. Bake fifteen or twenty minutes in a slow oven.

## NUT MACAROONS

Whites of 2 eggs  
 $\frac{1}{2}$  pound powdered sugar  
 $\frac{1}{2}$  pound chopped nuts

$\frac{1}{2}$  tablespoon flour  
Pinch of salt

Beat the whites very stiff; stir in the sugar, flour and salt and last the nuts. With wet hands roll the mixture into small balls and bake on buttered paper.

## CHOCOLATE CAKES

2 cups sugar  
 $\frac{1}{2}$  cup butter  
2 eggs

1 cup grated chocolate  
2 cups flour  
 $\frac{1}{2}$  teaspoon vanilla

Beat the butter and sugar to a cream; add the yolks of the eggs and the chocolate (melted by standing over hot water); then add alternately the flour and the well-beaten whites of the eggs. Add the flavoring; work the mixture well and roll it in long narrow pieces. Roll these in granulated sugar and bake them on pans dusted with flour. If the cakes spread and crack open like macaroons they are right.

Pages } 305 gave  
      } 306

### COOKIES

1 cup sugar  
1/2 cup butter and lard  
1 egg  
Few gratings of nutmeg

1/4 cup milk  
Flour to make dough  
1 teaspoon baking powder  
Sugar and cinnamon

Follow the directions for Cymbals; roll as thin as possible, and sprinkle with sugar and cinnamon.

### SAND TARTS

Make jumbles, cutting them into squares. Brush the top with egg and sprinkle with granulated sugar.

### PEANUT CAKES

Whites of 5 eggs  
1 cup sugar

1 tablespoon flour  
Ground peanuts

Beat the eggs as stiff as possible; add the sugar and flour; then stir in enough peanuts to make a very stiff batter. Drop in small lumps on buttered tins and bake in a quick oven.

### FRUIT JUMBLES

1 cup butter  
1 cup sugar  
2 tablespoons lemon juice  
1/2 pound seeded raisins or currants

Grated nutmeg  
3 eggs  
10 ounces flour

Stir the butter and sugar to a cream; add the lemon and a little grated nutmeg; then the eggs beaten separately, then the flour, leaving out a tablespoonful to mix with the fruit. Have the fruit well washed and drained; mix with the flour and add to the batter. Drop on buttered tins and bake.

### MERINGUES

Whites of 3 eggs

1 cup powdered sugar  
1/2 teaspoon vanilla

Beat the eggs to a stiff froth; stir in the powdered sugar lightly with a wooden spoon. When thoroughly mixed flavor and arrange the meringue on buttered paper in the shape of eggs; sift powdered sugar thickly over the top; let them stand a few minutes; shake off the superfluous sugar; lay the paper on tins

and bake in a very slow oven until a delicate brown. When cool, remove carefully from the paper; dip a spoon in hot water; scoop out the inside; dust with powdered sugar and set away until serving time. Fill with ice cream or whipped cream and press together, leaving some of the cream visible.

### KISSES

Follow the recipe for meringues, arranging in smaller mounds; when done do not remove the inside but press two pieces together, dipping the flat sides lightly in white of egg to make them stick.

### PLAIN FROSTING

1 cup powdered or confectioners' sugar  
2 tablespoons milk or water  
 $\frac{1}{4}$  teaspoon vanilla

Add only enough liquid to make a moderately thick paste; different grades of sugar may require different amounts.

Two tablespoons of cocoa or grated chocolate, melted, may be added if desired.

### ORNAMENTAL FROSTING

1 cup powdered sugar  
1 teaspoon lemon juice  
White of 1 egg

This frosting is to be used only for decoration on a cake that has already been iced.

Beat the egg until it is frothy but not dry; add three teaspoons of sugar and beat five minutes; add one teaspoon every five minutes until the frosting is thick; then add the lemon juice. Continue beating until a point of the mixture will keep any form; press through a pastry tube upon the cake as desired.

### BOILED FROSTING

1 cup sugar  
4 tablespoons water  
1 egg white  
1 teaspoon vanilla

Boil the sugar and water until the syrup will thread when dropped from the tip of a spoon. Pour gradually over the stiffly beaten white, beating constantly until the mixture is of the right consistency to spread; then add flavoring and spread evenly with a knife over the cold cake.

If two eggs are used instead of one the mixture will not harden so quickly and will be more easily spread.

### CHOCOLATE FROSTING No. 1

Make a boiled frosting, adding one square of unsweetened chocolate, grated, to the beaten egg. The chocolate will melt when the hot syrup is poured on.

### CHOCOLATE FROSTING No. 2

2 tablespoons melted chocolate      5 tablespoons powdered sugar  
3 tablespoons boiling water

Cook over the fire until smooth and glossy, and use at once. This icing is to be used for éclairs or small cakes.

### MAPLE-SUGAR FROSTING

$\frac{1}{2}$  pound maple sugar       $\frac{1}{2}$  cup milk  
Whites of 2 eggs

Scrape the sugar into a saucepan; add the milk and stir over the fire until it spins a thread. Pour hot over the beaten whites of eggs; beat until it begins to thicken and spread quickly between the layers of cake.

### DIVINITY FROSTING

1 cup brown sugar      1 egg white  
3 tablespoons water      1 teaspoon vanilla

Boil the sugar and water until it forms a soft ball when dropped into cold water. Proceed as with Boiled Frosting.

### CHOCOLATE FILLING

5 tablespoons grated chocolate      1 egg  
1 cup sugar      2 teaspoons milk  
 $\frac{1}{2}$  teaspoon vanilla

Melt the chocolate; add the sugar, egg and milk and cook for five minutes over boiling water. Cool slightly; add the vanilla and spread between the layers of cake.

## FIG FILLING

$\frac{1}{2}$ pound chopped figs	3 tablespoons boiling water
2 tablespoons sugar	1 tablespoon lemon juice

Cook all the ingredients together in a double boiler until thick enough to spread without running off the cake. Have the cake cold and the filling hot.

## FRUIT FILLING

Whites of 3 eggs	4 tablespoons chopped raisins
$\frac{1}{2}$ cup sugar	$\frac{1}{2}$ cup chopped almonds
4 tablespoons chopped citron	$\frac{1}{4}$ pound chopped figs

Beat the whites to a stiff froth; add the sugar gradually, then the fruit and nuts.

## ORANGE FILLING

To the juice and grated rind of one orange add enough powdered sugar to make a stiff paste. Spread between the layers of a cake, icing the top layer.

## LEMON FILLING

1 cup sugar	$\frac{1}{2}$ tablespoon butter
Yolks of 2 eggs	Juice and grated rind of 1 lemon

Put all the ingredients in a double boiler and stir and cook until the mixture thickens. Spread between the layers of cake and ice the top with a white icing made from the whites of eggs not used in the filling.

## COCOANUT FILLING

Make a boiled frosting; spread as usual; sprinkle cocoanut over the top; lay on another layer and do the same.

## MARSHMALLOW FILLING

1 cup sugar	White of 1 egg
5 tablespoons boiling water	8 marshmallows
$\frac{1}{2}$ teaspoon vanilla	

Beat the white of the egg until stiff and heat the marshmallows until soft. Boil the sugar and water until it spins a thread; pour on the egg and marshmallows and beat until cool enough to spread.
















## PASTRY AND PIES

**T**HE American fondness for pie has become a byword, and rightly perhaps, considering the indigestibility of pastry, even at its best; yet every good cook prides herself upon the quality of her products in this particular field. Much, too, depends upon the way she does her work; for pastry may be light, flaky, and fairly digestible, or it may be heavy, soggy and incapable of digestion even by the most healthy person.

The baking is especially important, because even good crust poorly baked is unfit to eat. The oven must be hot, with the greatest heat at the bottom, so that the under crust may be thoroughly cooked, and cooked before the filling of the pie has a chance to soak in and make it soggy.

Butter makes a more digestible crust than lard, and although the recipes call for lard because that is more generally available, some other preparation is to be preferred. There are several on the market.

### PUFF-PASTE

$\frac{1}{2}$  pound butter  
 $\frac{1}{2}$  pound flour

$\frac{1}{2}$  teaspoon salt  
 $\frac{1}{4}$  to  $\frac{1}{2}$  cup ice-water

The secret of making good puff-paste is to have all the ingredients cold. Use a marble slab if possible and avoid making the paste on a warm, damp day. It should be made in a cool place, as it is necessary to keep the paste cold during the whole time of preparation. The recipe makes two pies or four crusts.

Cut off one third of the butter and put the remaining two thirds in a bowl of ice-water. Divide this into four equal parts; pat each into a thin sheet and set them away on ice. Mix and sift the flour and salt; rub the reserved butter into it and make as stiff as possible with ice-water. Dust the slab with flour; turn the

paste upon it; knead for one minute; then stand on ice for five minutes. Roll the cold paste into a rectangular sheet about one third of an inch thick; place the cold butter in the center and fold the paste over it, first from the sides and then the ends, keeping the shape square and folding so that the butter is completely encased and cannot escape through any cracks as it is rolled. Roll out to one fourth inch thickness, keeping the rectangular shape and folding as before, but without butter. Continue rolling and folding, enclosing a sheet of butter at every alternate folding until all four sheets are used. Then turn the folded side down and roll in one direction into a long narrow strip, keeping the edges as straight as possible. Fold the paste over, making three even layers. Then roll again and fold as before. Repeat the process until the dough has had six turns. Cut into the desired shapes and place on the ice for twenty minutes or longer before putting in the oven.

If during the making the paste sticks to the board or pin, remove it immediately and stand on the ice until thoroughly chilled. Scrape the board clean; rub with a dry cloth and dust with fresh flour before trying again. Use as little flour as possible in rolling, but use enough to keep the paste dry. Roll with a light, even, long stroke in every direction, but never work the rolling pin back and forth as that movement toughens the paste and breaks the bubbles of air.

The baking of puff-paste is almost as important as the rolling, and the oven must be very hot, with the greatest heat at the bottom, so that the paste will rise before it browns. If the paste should begin to scorch, open the draughts at once and cool the temperature by placing a pan of ice-water in the oven.

## HALF PUFF-PASTE FOR FRUIT PIES

$\frac{1}{2}$  pound flour  
2 ounces lard

Pinch of salt

Ice-water  
4 ounces butter

Sift the flour and salt; cut into it the lard; mix to a dough with cold water. Flour the pastry slab or pie board; turn out the paste; roll half an inch thick; sprinkle lightly with flour and roll again. Lay on the butter; fold the crust over; roll as before; dust with flour; fold and roll again. Repeat the process once more; set in a cool place for half an hour or longer; give another roll and the paste is ready for use. It should make four single crusts.



PLAIN PASTE

1 cup flour  
1/2 teaspoon salt

1 tablespoon lard  
Ice-water

Sift the flour and salt; rub in the lard with the finger tips as lightly as possible; then add water, preferably ice-water, drop by drop until a dough is formed. The amount of water will depend on the flour. Flour the bottom of the pan; roll out the crust and line the bottom of the pan with it. Trim off the edges; roll them out; form into a long strip and press around the edge of the crust, moistening it slightly with water first to make the dough adhere. Fill and bake in a quick oven, having the greatest heat at the bottom. A gas stove is more satisfactory for pies than a coal stove. The recipe makes two single crusts.

TARTLETS

Roll puff-paste one eighth of an inch thick; cut it into squares; turn the points together into the middle and press slightly to make them stay. Bake until thoroughly done; place a spoonful of jam in the center of each; cover the jam with meringue and brown the meringue in a quick oven.

By brushing the top of the paste with beaten egg diluted with one teaspoon of water a glazed appearance may be obtained.

TORTO FRUTAS

Line the sides of a baking dish with a half puff-paste; cover the bottom with sliced pineapple; put in a layer of peeled sliced oranges, then sliced bananas and then a few slices of lemon; sifting a generous supply of powdered sugar over each layer. Repeat the layers until the dish is full and cover with chopped nuts and narrow strips of the puff-paste. Bake slowly for an hour or more.

PEACH CRUSTS

Roll puff-paste one-eighth of an inch thick; cut in two-and-a-half-inch squares and bake in a hot oven. Cool; press down the centers and place in each a half of a canned peach, drained from its syrup. Sprinkle with powdered sugar and put a cherry in each cavity.

## FRENCH TART

Roll out puff-paste; cover a pie dish with it; turn and notch the edge; fill the crust with any small preserved fruits, jam or marmalade; cut out an ornament of leaves from the crust; lay it on the top and bake for about half an hour in a quick oven.

## BAKED APPLE DUMPLINGS

Pare and core large tart apples. Make a short pie-crust; roll thin and cut into squares large enough to cover an apple. Place one apple in the center of each square; fill the cavity with sugar, cinnamon and grated nutmeg; fold the corners to meet at the top, pinching the edges to make them stick together and hold in the juices. Bake until the apples are tender and serve with hard or wine sauce.

## PUMPKIN PIE

1½ cups cooked pumpkin	1 tablespoon flour
1½ cups milk	1 teaspoon vanilla
1 egg	4 tablespoons sugar
¼ teaspoon salt	

Cut the pumpkin in small pieces; peel, wash and steam or stew until tender. Mash to a pulp; cook as dry as possible without scorching and rub through a colander or coarse sieve. Mix thoroughly with the milk and other ingredients; pour into an open crust and bake slowly for forty or fifty minutes. Spices may be used in addition to the vanilla for flavoring if desired.

Squash pie may be made from this recipe, using less milk.

## RHUBARB PIE

1½ cups rhubarb	1 egg
⅔ cup sugar	1 tablespoon flour

Prepare the rhubarb and scald it as for stewing; mix with the other ingredients and bake between two crusts.

## LEMON MERINGUE PIE

1 cup water	Juice and grated rind of 1 lemon
1 tablespoon cornstarch	Yolks of 2 eggs
1 cup sugar	Whites of 2 eggs
Butter size of 1 egg	2 tablespoons sugar

Boil the water; wet the cornstarch and stir it in; boil until clear and pour on the sugar and butter. When cool add the lemon

and egg yolks and pour into a pie plate lined with any kind of paste preferred. Bake in a hot oven, having the greatest heat at the bottom of the oven. When nearly done cover with a meringue made from the whites of the eggs and two teaspoons of granulated sugar and return to the oven to brown.

### LEMON CREAM PIE

3 eggs	1 cup sugar
Juice of 2 lemons	$\frac{3}{4}$ cup cream
Pinch of salt	

Add the sugar to the lemon juice; beat the yolks and add them. Mix thoroughly; add the cream; mix again and add the whites of the eggs beaten to stiff froth. Bake in plain pie crust about twenty minutes. Try with a knife: when the knife comes out clean the custard is done.

### RAISIN PIE

1 cup sugar	1 cup water
1 heaping tablespoon flour	Juice and grated rind of 2 lemons
$1\frac{1}{2}$ cups molasses	1 cup seeded raisins

Stir the flour into the sugar; then add the other ingredients in the order named. Bake between two crusts, slashing the upper one.

### CRANBERRY TART

$1\frac{1}{2}$ cups cranberries	$\frac{3}{4}$ cup sugar
$\frac{1}{2}$ cup water	

Wash the cranberries and cook them with the sugar and water for ten minutes. Line a pie plate with paste; pour in the cranberries when they have cooled; moisten the edges and lay narrow strips of paste across the plate, forming diamond-shaped spaces. Add a rim of paste; press into flutings with the finger and bake in a hot oven.

### CUSTARD PIE

2 eggs	Pinch of salt
3 tablespoons sugar	$1\frac{1}{2}$ cups milk
Grated nutmeg or cinnamon	

Beat the eggs slightly; add the sugar, salt and milk. Line a pie plate with paste; strain in the mixture; sprinkle grated nut-

meg or cinnamon over the top and put in a quick oven. When the edge of the crust begins to brown reduce the heat and bake till the custard is just set.

### COCOANUT CUSTARD

1½ cups milk  
Sugar to taste

2 eggs  
1 cup grated cocoanut

Boil the milk; sweeten to taste and cool. Beat the eggs separately and then together; add them to the cocoanut and combine with the milk. Bake in a crust like custard pie.

### CHEESE CAKE

1 cup milk  
Pinch of salt  
¾ cup sugar

1 tablespoon cornstarch  
2 eggs  
1 cake cottage cheese

Scald the milk; add the sugar, salt and cornstarch dissolved in a little cold milk. Stir over hot water until the mixture thickens; then add the beaten eggs and last the cheese cake, mixed with a little extra milk. Line one pie plate or a number of small patty pans with paste; fill with the mixture and bake until the cheese custard is firm.

### APPLE PIE

Pare, core and slice tart, juicy apples; cook them in as little water as possible; rub through a colander; add a piece of butter the size of an egg and sugar to taste; also half the peel of a grated lemon. Bake between two crusts, using half puff-paste or plain paste.

### CHERRY PIE

Line a pie plate with half puff-paste and bake until delicately browned. Cook the cherries for several minutes in plenty of sugar, adding no water; pour them into the crust; cover with paste and bake in a quick oven.

### BETHLEHEM APPLE TART

Pare, core and slice juicy tart apples. Line a pie plate with half puff-paste; put in layers of apples and sugar until the dish is very full; add a little water; drop small pieces of butter over the

top and sprinkle with cinnamon. Do not cover with crust but bake in a quick oven until the apples are tender. If the crust bakes before they are tender cover with an inverted pie plate to hasten the cooking of the fruit.

### PEACH PIE

Line a pie plate with half puff-paste and fill it with layers of sliced peaches thickly covered with sugar. Heap the peaches well in the middle; cover with crust and bake.

### PEACH TART

Follow the recipe for Bethlehem Apple Tart.

### MINCE-MEAT

1 pound suet	3 cups seeded raisins
2 pounds lean beef	1 cup currants
1 quart chopped apples	1/2 cup molasses
1/4 cup candied orange peel	1 cup sugar
1/4 cup candied lemon peel	1 teaspoon cinnamon
1/2 pound citron	1/2 teaspoon allspice
Juice and grated rind of 1 lemon	1/2 teaspoon cloves
Juice and grated rind of 1 orange	1 nutmeg, grated
2 1/2 cups sweet cider	

Let the meat simmer slowly in a covered kettle until tender; run through a meat chopper and mix with the suet, which has likewise been put through the chopper. Add the other ingredients in the order named, chopping the citron and orange and lemon peel before mixing. Put in a stone crock; cover and let stand several days to ripen. Bake in plain or half puff-paste and use puff-paste for the top crust.

### WASHINGTON PIE

1/2 pound butter	1 glass sweet cider
1/2 pound sugar	Grated rind of 1/2 lemon
5 eggs	Little grated nutmeg
1/2 pound flour	Raspberry jam

Beat the butter and sugar to a cream; add the yolks of the eggs, then the flour alternately with the beaten whites; last add the cider, nutmeg and lemon. Bake in two layers; fill with raspberry jam half an inch thick and sift sugar over the top. Serve for dessert, cut like pie.

### HEALTH PIE

A pie far more palatable and digestible than the ordinary American pie is made by using an earthen or porcelain baking dish and omitting the bottom crust. Fill the dish well with fruit and sugar; cover with paste and bake as usual.

### SHORT CAKE

Puff-paste makes the finest short cake. Bake the crust in two rounds and arrange them in layers, buttering each and covering thickly with fruit, sugar and a little cinnamon if liked. Over the top layer of fruit spread whipped cream or a meringue made of the whites of two eggs and two tablespoons of granulated sugar. If the meringue is used, brown slightly in the oven. Serve cold with cream.

Strawberries make the best short cake, but other berries and sliced peaches are also good.

### ECONOMICAL SHORT CAKE

2 cups flour  
½ teaspoon salt

1 heaping teaspoon baking powder  
1 tablespoon butter

Milk


Sift the dry ingredients; rub in the butter; add milk to make a soft dough. Roll out a half inch thick and bake in a hot oven. When cold, cut open, butter and spread with fruit and meringue as directed under Short Cake.







# SANDWICHES AND SAVORIES





## SANDWICHES AND SAVORIES

**T**HE sandwich is coming into ever wider use, for school lunches, picnics, simple luncheons at home, and light refreshments of all sorts. Like the salad, it is capable of almost infinite variety, and necessity is frequently the mother of invention. There are certain combinations, however, that are worth repeating many times, and these will lend to the resourceful housewife suggestions for others.

### MEAT SANDWICHES

An infinite variety of meat sandwiches can be made—beef, lamb, chicken, ham, tongue, etc. The meat may be sliced thin and placed between buttered bread or minced and mixed with mustard, catsup, Mayonnaise or cooked salad dressing.

### MEAT FILLING FOR SANDWICHES

1 tablespoon butter	1/2 teaspoon salt
1 tablespoon flour	1/2 teaspoon mustard
1 cup milk	Dash of red pepper
Yolks of 2 eggs	1 tablespoon lemon juice
1 cup cold meat	

Melt the butter in a double boiler; stir in the flour; add the milk gradually; then the eggs, well beaten, and the seasoning. Cook until thick, stirring constantly to prevent lumps. Remove from the fire; cool and beat in the lemon juice; then add the meat, finely chopped or ground.

### BOHEMIAN SANDWICHES

Chop shrimps very fine and mix them to a paste with melted butter. Season with lemon juice, Worcestershire, salt and pepper. Spread between thin slices of toast.

## SANDWICHES AND SAVORIES

Planned for a  
Family of Four

### ANCHOVY SANDWICHES

Pound the anchovies to a paste and mix with an equal quantity of olives stoned and finely chopped.

### FIG SANDWICHES

Remove the stems and chop the figs fine. Put in a double boiler with a little water and cook until a paste is formed. Add a few drops of lemon juice; set aside; when cool spread on thin slices of buttered bread.

### DATE AND FIG SANDWICHES

Wash equal quantities of dates and figs; stone the dates; add blanched almonds in quantity about one fourth of the entire bulk; then run the whole mixture through a meat chopper. Moisten with orange juice and press tightly into baking powder tins. When ready to use, dip the box in hot water; turn out the mixture; slice and place between thin slices of buttered bread.

### FRUIT SANDWICHES

Soak any kind or several kinds of dried fruit in water for two hours; drain and dry thoroughly; moisten with orange or lemon or a little grape juice, and spread on thin slices of buttered bread.

### NUT SANDWICHES

Moisten chopped nuts of any kind with cream or Mayonnaise dressing; add a little salt and spread on slices of brown bread.

### NUT AND RAISIN SANDWICHES

Take equal quantities of nuts and raisins; moisten with cream or grape juice and spread on thin slices of bread.

### OLIVE SANDWICHES

Take either ripe or green olives; remove the seeds; mince and mix thoroughly with Mayonnaise dressing. Spread between slices of whole-wheat or graham bread.

### LETTUCE AND CREAM-CHEESE SANDWICHES

Mix equal quantities of chopped lettuce and cream cheese; add salt and spread on thin slices of buttered bread.

### LETTUCE AND WALNUT SANDWICHES

Mix chopped walnuts with Mayonnaise dressing and spread on thin slices of bread; lay a leaf of lettuce over each; then another slice of thin, unbuttered bread.

### LETTUCE SANDWICHES

Pull the lettuce into small bits; mix thoroughly with Mayonnaise dressing and spread between layers of unbuttered bread. Do not make until near serving time or the lettuce will lose its crispness.

### EGG SANDWICHES

Mix hard-boiled egg, finely chopped, with Mayonnaise dressing and spread on slices of buttered bread, preferably graham. Chopped olives may be added to the egg mixture if desired.

### SURPRISE SANDWICHES

Take orange marmalade, pecan nuts and cream cheese in equal quantities and after mixing thoroughly spread on thin slices of buttered bread.

### RIBBON SANDWICHES

Cut two slices of white bread and two of brown. Butter three and spread with a thick paste made of hard-boiled egg very finely chopped and mixed with Mayonnaise dressing. Build the slices up one above the other, alternating brown and white, and placing the unbuttered slice on top. Before serving, slice down as you would a layer cake.

### SWEET SANDWICHES

Butter thin slices of bread and spread with any kind of fruit jelly, jam or marmalade. For variation mix the preserves with cream cheese. Currant jelly is especially good in this combination.

## SANDWICHES AND SAVORIES

Planned for a  
Family of Four

### MOCK CRAB SANDWICHES

1/4 cup grated cheese	1 teaspoon anchovy paste
1/4 teaspoon salt	1 tablespoon chopped olives
1/4 teaspoon paprika	1 teaspoon lemon juice
1/4 teaspoon mustard	2 tablespoons butter

Mix the ingredients to a cream and spread between thin slices of graham or white bread.

### EGG AND OLIVE SANDWICHES No. 1

4 hard-boiled eggs	Salt and pepper
2 tablespoons chopped olives	Olive oil and vinegar

Chop the egg and mix with the olives; season and moisten with olive oil and vinegar. Spread between thin slices of buttered bread.

### EGG AND OLIVE SANDWICHES No. 2

Yolks of 3 hard-boiled eggs	Salt and paprika
4 chopped olives	1 teaspoon lemon juice
1 tablespoon butter	1 teaspoon anchovy essence
Buttered slices of bread	

Mix the eggs, olives, butter and seasonings to a paste; spread between thin slices of bread, preferably round.

### JAPAN SANDWICHES

Chop raw oysters fine; season with pepper, salt and horseradish. Spread a little on a thin slice of buttered bread; add a crisp lettuce leaf and a second slice of bread.

### CAVIAR SANDWICHES

Remove the crusts from thin slices of bread; spread with caviar mixed with lemon juice; roll each slice and fasten with a toothpick or serve flat as usual.

### SARDINE SANDWICHES

Skin and bone the sardines and mash to a paste. Season with lemon juice, cayenne pepper and salt, and spread between thin slices of bread.

### CHEESE FILLING FOR SANDWICHES

2 tablespoons butter	1/4 teaspoon mustard
2 tablespoons flour	Salt and paprika
1 cup milk	1 cup grated cheese

Melt the butter; stir in the flour; then add the milk gradually and let it cook until a thick paste is formed. Take from the fire; add the seasoning; work in the grated cheese and set away until needed. Except in very warm weather this will keep a week.

### CLUB SANDWICH

2 slices bread	2 slices chicken breast
2 leaves lettuce	2 slices bacon
Mayonnaise dressing	

Toast the bread to a delicate brown and fry the bacon crisp. On one slice of toast place lettuce leaves, covering them with Mayonnaise; then lay on the pieces of chicken and the bacon; cover again with Mayonnaise; put on the second slice of toast; press down and cut through the sandwich diagonally. Work as quickly as possible so that the toast and bacon may be hot when served.

### COMBINATION SANDWICH

2 slices whole wheat bread	2 slices Swiss cheese
2 slices cold boiled ham	Butter

Butter the bread. On one slice lay the slices of cold ham; then lay on the cheese; then the other slice of bread and press down firmly. Cut across diagonally and serve.

### CINNAMON TOAST

Toast thin slices of bread to a delicate brown; butter evenly and sprinkle with powdered sugar and cinnamon. Serve with afternoon tea.

### EGG TOAST

1 egg	1 cup milk
1/4 teaspoon salt	4 slices bread

Beat the egg thoroughly and add the salt and milk. Have the bread cut in thin slices; dip them in the milk, allowing each to absorb some. Brown in a buttered frying pan or on a griddle; butter and serve hot with sugar and cinnamon or with syrup.

### CHEESE STRAWS

Roll out plain or puff-paste until one fourth of an inch thick. Spread one half with grated cheese; fold over and roll again. Repeat the process three or four times; then cut into strips and bake. Serve with soup or salad.

### SALTED ALMONDS

Pour boiling water on the almonds; cool and remove the skins; dry thoroughly and brown in a hot oven using a half tablespoon of butter or olive oil (preferably the oil) to each cup of nuts. When brown, sprinkle well with salt and spread on paper to dry and cool.

A still easier way to prepare the nuts is to cook them over the fire, using a larger quantity of olive oil. As the oil can be saved and used again, this method is not necessarily extravagant.

### SALTED PEANUTS

Shell and skin freshly roasted peanuts and proceed as in salting almonds.



Planned for a  
Family of Four

## SANDWICHES AND SAVORIES


---



# SANDWICHES AND SAVORIES

Planned for a  
Family of Four







## CEREALS

CEREALS hold an important place in the diet, ranking first among vegetable foods. They are, moreover, easily prepared, are both palatable and digestible, and are easily preserved without deterioration.

Variety is to be found both in using the different kinds of cereals and in preparing the common cereals in new ways. Most cereals are improved by the addition of a little milk during the latter part of the cooking, and most of them are also improved by the addition of chopped dates or whole sultana raisins.

Thoroughness of cooking is a factor which has an important bearing upon digestibility; and it is unfortunate that cereals are so often served for breakfast and hurriedly prepared. They should wherever possible be cooked over night, and it is for this reason that the use of the fireless cooker is to be especially recommended.

The ready-cooked foods are usually higher in price and not necessarily better. Where there is no fireless cooker, however, and where the saving of fuel is to be considered, they are not necessarily more expensive.

In justice to the prepared foods it may be said that they are on the whole well cooked and palatable and usually reach the consumer in clean, fresh condition. They are also frequently more tempting to the jaded appetite.

For cooking cereals by the fireless method see the chapter on "Fireless Cookery."

### OATMEAL PORRIDGE

As oatmeal is ground in different grades of coarseness, the time for cooking varies and it is best to follow the directions given on the packages. The meal should be cooked until soft, but should

not be mushy. Cook in a double boiler the required time. Keep covered until done; then remove the cover and let the moisture escape.

**OATMEAL WITH CHEESE**

1 cup oatmeal	1 teaspoon salt
Water	1 tablespoon butter
1 cup grated cheese	

Cook the oatmeal over night and just before serving add the butter and cheese. Stir until the cheese is melted and serve at once.

**BAKED APPLE WITH OATMEAL**

Pare and core the apples and fill the core space with left-over oatmeal mush. Put the apples in a baking dish; sprinkle with sugar; pour a little water into the bottom of the pan and bake in a moderate oven until the apples are tender. Serve warm with cream for breakfast or luncheon.

**WHEAT CEREALS**

Wheat cereals, like oatmeal, are best cooked by following the directions on the package. Most of them are greatly improved by the addition of a little milk or by a few chopped dates or whole sultana raisins.

**CORN-MEAL MUSH**


1 cup corn meal	1 teaspoon salt
1 cup cold water	1 pint boiling water

Mix together the corn meal and salt and add the cold water gradually, stirring until smooth. Pour this mixture into the boiling water and cook in a double boiler from three to five hours. Serve hot with cream and sugar.


**FRIED MUSH**

Pour hot corn meal into a square dish that has been rinsed in cold water. When the mush is cold cut it into slices one half inch thick; dust with flour and fry a delicate brown. Serve with syrup.











## CANDY

**C**ANDY may or may not be "good for one," but every girl and woman likes to make it, and the home-made candies are usually more wholesome than those that are bought.

### FONDANT

2 cups granulated sugar      1 cup water  
     $\frac{1}{4}$  saltspoon cream of tartar

Put the ingredients in a copper or granite saucepan; stir until the sugar is dissolved, but no longer. Boil until the mixture makes a very soft ball when dropped in cold water. After it has boiled a few minutes sugar will adhere to the sides of the kettle: this should be washed off as soon as it forms, with the hand first dipped in cold water. Pour the mixture slowly on an oiled marble slab or large platter; let it cool until pressure with the finger leaves a dent on the surface. If stirred while too warm or if cooked too long it will granulate and must be recooked, adding more water. When it will dent work the mass with a wooden spoon or spatula, keeping the mass in the center as much as possible. Continue to stir until creamy; then work with the hands until perfectly smooth. Put in a bowl; cover with oiled paper to exclude the air and let stand for twenty-four hours.

Make into balls for cream chocolates and centers of walnut creams, date creams, etc., adding flavoring as desired. For coconut creams stir in grated or dried cocoanut.

### QUICK FONDANT

White of 1 egg      Flavoring      Confectioners' sugar

Beat the egg very stiff; stir in as much confectioners' sugar as the egg will hold; flavor and mold into small balls.

## CHOCOLATE CREAMS

Roll fondant into balls; dip them in melted chocolate and stand them to dry on waxed paper.

The necessary utensils are a wire fork and a very small double boiler. The chocolate when melted should come nearly to the top of the inner boiler. Melt the chocolate; cool to about 80° F.; drop a ball of fondant into the chocolate; with a fork push it below the surface; remove carefully with the fork.

## CHOCOLATE CREAM MINTS

Melt fondant over hot water; flavor with oil of peppermint and drop from the tip of a spoon on waxed paper. When cool dip in melted chocolate as directed under the recipe for Chocolate Creams.

## NOUGAT

White of 1 egg	1 teaspoon vanilla
2 tablespoons cold water	Confectioners' sugar
2 pounds chopped nuts	

Beat the egg to a stiff froth; add the water and stir in enough sugar to make a stiff paste. Turn out on a molding board well dusted with confectioners' sugar, and work the nuts into the paste. Roll out to the thickness of one half inch; cut into strips a half inch wide and an inch and a half long and put on waxed paper to dry.

## MOLASSES CANDY No. 1

1/2 cup molasses	1 1/2 tablespoons vinegar
1 1/2 cups sugar	1/4 teaspoon cream of tartar
1/2 cup boiling water	1/4 cup butter
Pinch of soda	

Bring the molasses, sugar, water and vinegar to a boil and add the cream of tartar. Boil until a little of the mixture becomes brittle when dropped in cold water. When nearly done add butter and soda and stir constantly. Pour into buttered tins; mark off in squares and set aside to harden; or cool slightly and pull, buttering the hands first and adding a few drops of flavoring if desired. Pull until the candy is light; roll into sticks and set aside to cool.

dropping a spoonful in cold water. If the mixture hardens remove from fire; add flavoring; pour into buttered tins; mark off in squares and stand away to harden.

### CREAM PEPPERMINTS

2 cups sugar  
Pinch of cream of tartar

9 tablespoons water  
10 drops oil of peppermint

Put the sugar, cream of tartar and water in a granite saucepan and stir until the sugar is dissolved. Boil ten minutes; remove from fire; add peppermint and beat until the mixture thickens; then drop from a spoon on buttered paper.

### MEXICAN CAMELS

2 cups granulated sugar  
1½ cups milk or cream

1 cup brown sugar

Melt one cup of granulated sugar but do not let it brown; when a syrup add the milk or cream, then the remainder of the sugar, stirring constantly. Cook until it forms a soft ball when dropped in cold water. Pour out into a shallow pan, the bottom of which has been covered with paraffin paper; mark off in squares and set aside to cool.

### POP-CORN BALLS

Boil syrup molasses for twenty-five or thirty minutes; stir into it corn that has been carefully popped; pour out on buttered tins and with greased hands form into balls.

Puffed wheat and rice may be made into balls in the same way.

### FRUITS GLACÉ

2 cups sugar  
Washed fruit

1 cup water

Boil the sugar and water until the syrup becomes brittle when dropped in cold water. Dip the fruit in the syrup and set in a cool place.

### NUTS GLACÉ

Follow the recipe for fruits glacé. Put each nut on a long pin; dip it carefully and lay on oiled paper.

## CANDIED LEMON AND ORANGE PEEL

Lemon and orange peel if saved can be put to excellent use. Take out the greater portion of the white inside; throw the rinds into boiling water and simmer gently for twenty minutes. Drain, weigh and take a pound of sugar to every pound of peel. Put a layer of sugar and a layer of fruit into the preserving kettle; stand it over a slow fire until the sugar melts. When melted, cook slowly until the rinds are transparent. Lift them out; drain them and when nearly dry roll in granulated sugar.

## MARSHMALLOWS

4 ounces pulverized gum arabic	1 cup pulverized sugar
1 cup cold water	Pinch of salt
Flavoring to taste	

Soak the gum arabic in the water for two hours; put in a double boiler; bring slowly to the boiling point and when the gum is dissolved strain through coarse muslin. Return to the double boiler with the sugar and stir long and steadily until the mixture is stiff and white. Remove from the fire; beat hard for a minute; flavor to taste and beat for a minute more. Pour into tins well dusted with cornstarch, cut into squares and roll in cornstarch and sugar.

## DIVINITY

6 tablespoons hot water	White of 1 egg
2 cups brown sugar	1 ounce walnut meats
1 ounce chopped raisins	

Boil together the first three ingredients until a little of the mixture forms a soft ball when dropped into cold water. Beat the whites of the eggs as stiff as possible; add walnuts and raisins and pour the syrup over the eggs, beating constantly. When the mixture will stand alone drop from a teaspoon upon buttered plates.

## ORANGE PASTE

4 level tablespoons gelatine	1 orange
1½ cups water	1 lemon
2 cups granulated sugar	Confectioners' sugar
Cornstarch	

Soak the gelatine in half of the water; bring the sugar to a boil in the other half and combine the two. Boil slowly but steadily

for twenty minutes; add the grated rind of the orange and the juice of lemon and orange, making a half cup in all. Rinse a tin in cold water; pour in the mixture to the depth of one inch. When the paste is firmly set immerse the mold in warm water; turn out the paste; cut in cubes and roll in a mixture of confectioners' sugar and cornstarch.

The paste may be varied by using different fruit juices, flavoring and coloring.

### KARO CANDY

$\frac{1}{2}$  cup cream  
1 cup Karo syrup  
 $\frac{1}{2}$  cup chopped walnuts  
 $1\frac{1}{2}$  cups brown sugar  
 $\frac{1}{2}$  tablespoon butter

Boil together the cream, syrup and sugar. Test by dropping a little in cold water, and when almost done add the butter and walnuts. Remove from fire; beat until creamy; empty into a buttered pan; mark off in squares and set aside to cool.

### COCOANUT CONES

2 tablespoons cornstarch  
 $\frac{1}{4}$  cup sugar  
1 cup shredded cocoanut  
White of 1 egg

Mix the sugar and cornstarch together; add the cocoanut and the white of egg beaten to a stiff froth. Form into small cones and lay at equal distances on stiff paper or on a greased baking tin. Bake in a slow oven until firm.

### HOARHOUND CANDY


Hoarhound  
2 cups boiling water  
2 pounds sugar  
White of 1 egg


Pour the water on as much hoarhound as it will cover; steep it on a slow fire for several hours; then strain and put the same water on a fresh supply of hoarhound and steep as before. Add enough boiling water to make a full pint; strain and when cold add the beaten white of egg and the sugar. Boil it slowly until thick, removing the scum that rises. Test by dropping from a spoon into cold water: when it hardens quickly it is done. Pour into buttered tins; mark off in small squares and set aside to cool. When cold break it up and put it in glass jars.













## FRUIT

**F**ROM those who advocate a diet of only fruit and nuts to those who take time to enjoy three square meals a day, people are coming more and more to realize the importance of fruit in the daily meal. In general it may be said that fruits are wholesome, palatable and attractive additions to the menu. Fresh fruits, of course, are largely composed of water; but dried fruits and many preserves are much more concentrated, comparing favorably with cereals and dried vegetable foods. Fruits contain carbohydrates, considerable mineral matter and acid, and when eaten raw do much to stimulate a sluggish intestine.

The methods of preparing include drying or evaporating, baking, boiling and stewing. Many fruits, too, are used in the preparation of puddings and other dishes and are made into jellies, preserves, beverages and ices. Even persons with delicate stomachs who find raw fruit indigestible can usually take it when properly prepared in some way.

Several methods of preparing fruit for the table will be discussed in this chapter and others will be found in the chapters on "Appetizers," "Puddings and Desserts," "Salads" and "Canning and Preserving."

### BAKED APPLES

Wash and core and if desired pare the apples. Place them in a shallow baking dish and fill the cavities with sugar, sugar and spice, sugar and seeded raisins, or sugar and chopped nuts. Sprinkle sugar and cinnamon over the apples; cover the bottom of the pan with water and bake about thirty minutes or until tender. Serve with cream or with lemon or wine sauce.

### APPLE SAUCE

See chapter on "Sauces."

**FRIED APPLES**

Cut slices a half inch thick across the apple, removing neither skin nor core; or cut the apples in quarters, removing both skin and core. Sauté them in butter or drippings until tender; serve with crisp bacon.

**STEWED PEACHES**

Pare and quarter the peaches, discarding the stones. Bring to the boiling point one cup of sugar and one cup of water; cook four minutes; add the peaches and cook until tender.

Pears, plums and apricots may be cooked in the same way, though the plums may require more sugar.

**BAKED PEACHES**

Plunge the peaches into boiling water to loosen the skins. Remove the skins; cut the peaches in half, discarding the stones, and lay them, cut side up, in a shallow baking dish. Fill the cavities with butter and sugar, a few drops of lemon juice and a sprinkling of cinnamon or nutmeg. Bake twenty minutes and serve on buttered toast or crackers.

**BAKED PEARS**

Wash the pears, and unless they are small quarter and core them. Place them in a deep pudding dish, well sprinkled with sugar. Add water sufficient to keep them from burning; cover and bake for two or three hours in a slow oven. If desired, a piece of stick cinnamon may be put in the pan with the pears; this will improve the flavor.

**BAKED QUINCES**

Wash, quarter, core and pare the quinces. Place them, cut side up, in a shallow baking dish, filling the cavities with sugar, mixed with a little grated lemon rind or lemon juice. Cover the bottom of the dish with water and bake in a moderate oven until soft, basting frequently. Serve hot with butter and sugar.

**STEWED QUINCES**

Wash the quinces, pare and core them and cut them into eighths. Cover with cold water and let them come slowly to a

boil, removing the scum that rises. When nearly soft add one cup of sugar for every pint of fruit and one cup of apples, pared and cut into eighths. Boil until both apples and quinces are tender.

#### STEWED RHUBARB

Select the strawberry rhubarb in preference to the white; wash it, and unless it is very old, do not peel it. Simply remove the ends and cut the stalk into small pieces. Pour boiling water on the rhubarb; drain and put it in a saucepan over the fire, covering it well with sugar and adding only enough water to keep it from burning. Cook until soft but not until the pieces have lost their identity. The quantity of sugar will have to be varied according to the age of the rhubarb.

#### STEWED BLACKBERRIES

Wash and stem the blackberries; add a little water and stew until tender. Just before they are done sweeten to taste.

Some cooks thicken the juice with a little cornstarch thinned in water. If this is done the blackberries must boil for an extra minute or two until the cornstarch is cooked.

#### STEWED RASPBERRIES

Follow the recipe for Stewed Blackberries.

#### STEWED CHERRIES

Select pie cherries, preferably the morello cherries; stone them or not as desired and follow the directions for Stewed Blackberries.

#### STEWED CRANBERRIES

See chapter on "Sauces."

#### DRIED FRUITS

To cook dried fruits thoroughly they should after careful washing be soaked over night. Next morning put them over the fire in the water in which they have been soaked; bring to a boil; then simmer slowly until the fruit is thoroughly cooked but not broken. Sweeten to taste. Very much less sugar will be needed than for fresh fruit.

If desired cook a little stick cinnamon or other spice with the fruit. Pears, which are apt to be insipid, are especially improved by this addition.

## LEMON BUTTER No. 1

$\frac{1}{2}$ cup sugar	1 lemon
1 ounce butter	1 egg

Beat the butter and sugar to a cream and add the beaten egg; then add the lemon, juice and rind, and stir over hot water until the mixture thickens. Remove from fire and stir until cool.

## LEMON BUTTER No. 2


$\frac{1}{2}$ cup sugar	1 teaspoon butter
$\frac{1}{2}$ tablespoon cornstarch	$\frac{1}{2}$ cup water
1 lemon	1 egg

Mix the sugar and cornstarch; add the juice and rind of the lemon and the butter; then add the water and cook over hot water until the cornstarch clarifies. Pour the mixture on the beaten egg; return to the fire and stir until it thickens.







The seal of Virginia Polytechnic Institute and State University is a circular emblem. It features a central shield divided into four quadrants: top-left shows a plow, top-right shows a sheaf of wheat, bottom-left shows a sheaf of wheat, and bottom-right shows a sheaf of wheat. Above the shield is a crest with a plow and a sheaf of wheat. The shield is surrounded by a circular border containing the text "VIRGINIA POLYTECHNIC INSTITUTE AND STATE UNIVERSITY" and the motto "UT PROSIM" at the bottom.

**CANNING AND PRESERVING**



## CANNING AND PRESERVING

**F**RESH fruit is usually more palatable and refreshing than cooked fruit, but it is on the whole less digestible and, of course, not always obtainable. The importance of canning and preserving is therefore obvious. Canned goods of all sorts can be purchased, but they are usually inferior to the home-prepared foods and the price of the better ones is so high as to be almost prohibitive.

Many housewives refuse to can and preserve because they always have "bad luck"; but "bad luck" in most cases means only bad management. If proper care is taken no harm can possibly befall the foods.

In canning fruits there are several points to remember. First, the preserving kettle should be porcelain-lined, and no iron or tin utensils should be used, as the fruit acids attack these metals and so give a bad color and metallic taste to the food. Second, all fruits should, if possible, be freshly picked, and it is better to have them under-ripe than over-ripe, as the fermentative stage follows closely upon the perfectly ripe stage. Third, in canning fruits the product is more satisfactory if heated gradually to the boiling point and then cooked the given time.

Scrupulous cleanliness and eternal vigilance are the price of success. The kitchen should be freshly swept and dusted so that there may be as few mold spores as possible floating in the air; the fruit should be carefully gone over and bruised or gnarled portions removed; and all jars and utensils should be thoroughly sterilized. Saucepans, spoons, jars, covers, straining bag, etc., should be put on the fire in cold water, heated gradually and boiled for ten or fifteen minutes. The jars must be taken one

at a time from the boiling water, and not until the moment each is to be filled.

Never use old rubbers or lids that are bent and be sure that lids are boiled and rubbers dipped in boiling water one at a time just before using.

Fruit must be carefully picked and washed, and all stems removed, and only as much as can be cooked while it still retains its color and crispness should be prepared. If practicable pare the fruit with a silver knife. Peaches, plums and tomatoes may be readily skinned after a three-minute plunge in boiling water. Where fruit like quinces and hard pears must be first boiled in clear water, the fruit should be dropped in cold water made slightly acid with lemon to keep the fruit from discoloring.

When fruit is preserved with a large amount of sugar (a pound of sugar to a pound of fruit) it does not need to be sealed in air-tight jars; because bacteria do not readily form in the thick, sugary syrup. It is, however, best kept in small sealed jars, since molds are very likely to form.

Under no circumstances should preserving powders be used. In most cases they are injurious, and in any case are the resort of the cook who is too lazy to take the proper precautions.

### CANNING FRUIT IN A WATER BATH

Canned fruits may be cooked over the fire according to the recipes that follow; but they are, on the whole, very much better if cooked in a water bath. Prepare fruit and syrup as for cooking in a preserving kettle and cook the syrup ten minutes. Sterilize the jars and utensils; fill the jars with fruit; then pour in enough syrup to fill the jars completely. Run the blade of a silver-pointed knife around the inside of the jar and put the covers on loosely.

Have a wooden rack, slats, or straw in the bottom of a wash-boiler; put in enough warm water to come to about four inches above the rack; place the filled jars in the boiler, being careful not to let them touch. Pack clean white rags or cotton rope between and around the jars to prevent their striking one another when the water begins to boil. Cover the boiler and let the fruit

cook ten minutes from the time the surrounding water begins to boil.

Draw the boiler aside and remove the cover. When the steam passes off, lift out one jar at a time and place it in a pan of boiling water beside the boiler; fill to overflowing with boiling syrup; wipe the rim of the jar with a cloth wrung from boiling water; put on rubbers and cover quickly; stand the jar upside down and protected from drafts, until cool; then tighten the covers if screw covers are used, and wipe off the jars with a wet cloth. Paste on labels and put the jars on shelves in a cool, dark closet.

### CANNING IN THE PRESERVING KETTLE

Canning in the preserving kettle is less satisfactory; but is sometimes considered easier, especially for small fruits. Cook the fruit according to the directions and see that all jars, covers and utensils are carefully sterilized. When ready to put the fruit in the jars, put a broad skimmer under one, lift it and drain off the water. Set it in a shallow pan of boiling water or wrap it well in a heavy towel wrung out of boiling water; fill to overflowing with the fruit and slip a silver-plated knife around the inside of the jar to make sure that fruit and juice are solidly packed. Wipe the rim of the jar; dip the rubber ring in boiling water, place it on the jar; cover and remove the jar, placing it upside down on a board, well out of drafts until cool. Then tighten the covers, if screw covers are used; wipe the jars with a wet cloth, and stand on shelves in a cool, dark closet.

The success of canning depends upon absolute sterilization and not upon the amount of sugar or cooking. Any proportion of sugar may be used, or fruit may be canned without the addition of any sugar. Juicy fruits, such as berries and cherries, require little or no water.

### CANNED RASPBERRIES

6 quarts berries

1 quart sugar

Put one quart of the fruit in the preserving kettle; heat slowly, crushing with a wooden potato masher; strain and press through a fine sieve. Return the juice and pulp to the kettle; add the sugar; stir until dissolved; then add the remaining quarts of berries. Boil ten minutes, counting from the time they begin to boil. Skim well while boiling, and put into jars as directed.

## CANNED BLACKBERRIES

Follow the recipe for raspberries.

## RASPBERRIES AND CURRANTS

5 quarts raspberries                      3 pints currants  
5 cups sugar

Heat, crush and press the currants through a sieve as directed in the recipe for raspberries; add the sugar and when the syrup begins to boil add the raspberries. Proceed as with raspberries.

## CANNED CURRANTS

6 quarts currants                      2 quarts sugar

Follow the recipe for raspberries.

## CANNED BLUEBERRIES

6 quarts berries                      1 pint sugar  
1 cup water

Put berries, sugar and water in the preserving kettle; bring to a boil slowly and cook for fifteen minutes.

## CANNED CHERRIES

6 quarts cherries                      3 pints sugar  
 $\frac{1}{2}$  pint water

Measure the cherries after the stems have been removed; stone them or not, as desired. Put the sugar and water in the preserving kettle and stir until the sugar is dissolved. Add the cherries; bring slowly to a boil and cook ten minutes.

## CANNED GRAPES

6 quarts grapes                      1 quart sugar  
 $\frac{1}{2}$  cup water

Squeeze the pulp out of the skins; cook for five minutes; rub through a sieve fine enough to retain the seeds; return to the preserving kettle with the water and skins; bring slowly to the boiling point, removing the scum. Cook for fifteen minutes.



CANNED RHUBARB

Wash the rhubarb thoroughly in pure water; cut it into pieces and pack it in sterilized jars. Cover with cold water; let it stand ten minutes; pour off the water; fill again to overflowing with fresh cold water; seal with sterilized rubber rings and covers, and set away in a cool, dark place.

CANNED GOOSEBERRIES

6 quarts berries                      3 pints sugar  
   1 pint water

Dissolve the sugar in the water, using three pints of sugar if the gooseberries are green and only half the quantity if they are ripe. Add the fruit and cook fifteen minutes.

Green gooseberries may also be canned like rhubarb without sugar and sweetened when used.

CANNED PLUMS

4 quarts plums                      1 quart sugar  
   1 cup water

Wash, drain and prick the plums. Make a syrup of the sugar and water; put part of the fruit in the boiling syrup; cook five minutes; fill and seal the jars. Put more fruit in the syrup; remove and continue the process until all the fruit has been cooked.

CANNED PEACHES

8 quarts peaches                      1 quart sugar  
   3 quarts water

Make a syrup of the sugar and water; bring to a boil; skim it and draw the kettle aside where the syrup will keep hot but not boil.

Pare the peaches, cutting them in half or not as desired. If in half leave one or two whole peaches for every jar, as the kernel improves the flavor. Put a layer of fruit in the kettle; when it begins to boil skim carefully; boil gently for ten minutes; put in jars and seal. Then cook more of the fruit in similar fashion. If the fruit is not fully ripe it may require a longer time to cook.

## CANNED PEARS

Follow the recipe for canning peaches.

## CANNED CRAB APPLES

3 quarts apples  
1 quart water  
3 cups sugar

Boil the syrup and skim it; add the fruit and cook gently until tender. It will take from twenty to fifty minutes, according to the kind of apple.

## CANNED QUINCES

2 quarts quinces  
1 quart water  
3 cups sugar

Wash and drain the quinces; pare, quarter and core them and drop the pieces into cold water to which a little lemon juice has been added. Put the fruit over the fire with cold water to cover it; heat slowly and simmer gently until the fruit is tender. With a silver fork remove each piece as soon as it is tender and drain them on a platter. Strain the water in which the fruit was cooked; put one quart of it in the kettle with the sugar; bring to a boil and skim. Add the cooked fruit and boil gently for about twenty minutes.

## CANNED PINEAPPLE

Select ripe fruit; pare and remove the eyes; slice them in half-inch slices and cut each slice into quarters. Fill the jars with fruit, within an inch of the top. Make a cold syrup of sugar and water in the proportion of a cup of sugar to a pint of water; fill the jars with this up to the top and boil hard for three hours in a water bath. See directions for canning by this method on a previous page.

## CANNING VEGETABLES

In canning vegetables the same precautions must be observed as in canning fruit and it is safer to use jars that have either glass or metal tops without porcelain lining. Corn should be pressed or cut from the cob and packed at once into jars. Stand the jars on a rack in a boiler; adjust the rubbers and lay the covers on, but do not fasten them. Pour water into the boiler until it reaches about four inches above the rack; cover the boiler and

boil continuously for four hours. Lift one jar at a time and fasten on the lid without removing it. When the jars are cold put them on a shelf in a cool, dark place.

Peas may be canned in the same way, but each jar must be filled with water; string beans require cooking for only one hour and a half, but the jar manipulation is the same.

### CANNED TOMATOES

Wash the tomatoes and plunge them in boiling water for five minutes. Pare and cut them into small pieces; put them in the preserving kettle over the fire and heat slowly, stirring frequently to prevent their sticking, and removing the scum that rises. Boil for thirty minutes, counting from the time the whole mass begins to boil. Put in sterilized jars and seal.

### CANNED MUSHROOMS

Stem the mushrooms and wash them carefully, but do not peel them. Pack them closely in glass jars; adjust the rubbers and lay the lids on loosely. Stand the jars in a wash-boiler on a rack or straw and pour in water to come about four inches above the rack. Cover the boiler; bring the water to the boiling point and boil continuously for one hour and a half. By this time the mushrooms will have wilted down; so fill two jars by means of a third; cover them and put them back in the boiler. Boil for thirty minutes; fill the jars to overflowing with boiling water and quickly cover.

### PRESERVING FRUIT

Some fruits, such as strawberries, sour cherries, sour plums, etc., are better preserved with a large amount of sugar than simply canned. They are richer, however, and cannot be eaten in such abundance as canned fruits.

A thick coating of paraffin makes a good cover, but not quite so good as paper cut the proper size and dipped in alcohol or brandy, because the spirits destroy any mold spores that may happen to rest on the top. Paraffin poured on top of the paper, however, will help to insure preservation.

## CANNING AND PRESERVING

Planned for a  
Family of Four

### STRAWBERRIES IN THE SUN

2 pounds berries                      2 pounds sugar  
   $\frac{3}{4}$  cup water

Put the syrup in the preserving kettle; bring it to a boil and cook for about ten minutes, or until it begins to thicken. Add the berries; cook for ten minutes and pour them out in shallow dishes or meat platters. Cover with sheets of glass, allowing a little air for ventilation; place in the sun until the juice is thick and syrupy. This will take two days or more, but the rich color and delicious flavor of the fruit will fully repay the effort expended. Put into small jars or tumblers and cover according to directions.

### PRESERVED STRAWBERRIES

1 pint strawberries                    1 pint sugar  
   $\frac{1}{2}$  cup water

Unless strawberries are cooked in the sun they should be prepared only in small quantities, or they will be dark and unpalatable. If the following directions are carefully observed the strawberries will be plump and of a rich red color.

Bring the sugar and water to a boil; add the strawberries and cook for ten minutes. Remove the berries carefully with a skimmer and cook the syrup until it is of the consistency of jelly. Return the berries to the syrup; bring all to a boil and when cool put in glass tumblers.

### STRAWBERRIES AND PINEAPPLE

Follow the recipe for Preserved Strawberries, using two thirds pineapple and one third strawberries.

### PRESERVED CHERRIES

Pie cherries are best for preserving. Follow either of the recipes for strawberries.

### PRESERVED PLUMS OR GREEN GAGES

2 quarts plums or gages              1 quart sugar  
  1 cup water

Prick the fruit; put it in a preserving kettle; cover well with water; boil five minutes and drain. Bring the sugar and water

to a boil; boil five minutes and skim. Add the plums or green gages; cook for twenty minutes; put into sterilized jars and seal.

### CHERRY CONSERVE

3½ pounds cherries  
2½ pounds sugar

¼ pound seeded raisins  
3 oranges

Select large red cherries; stone them and cook for fifteen minutes. Heat the sugar in the oven; add it to the cherries; also the raisins and the juice and pulp of the oranges. Cook until the mixture is as thick as marmalade. Turn into sterilized glasses and seal.

### PRESERVED PINEAPPLE

1 pineapple

1 cup water

¾ weight in sugar

Peel the pineapple and put it through the meat chopper. Weigh the fruit and add three fourths of the weight in sugar. Bring slowly to a boil and simmer for about twenty minutes, or until the consistency of marmalade.

### MARMALADES

Marmalade may be made of almost any fruits. If berries are used, press them through a sieve to remove seeds; if large fruit, pare, quarter and core it. Measure the fruit and sugar, allowing one pint of sugar to every quart of fruit. Rinse the preserving kettle in cold water; put in alternate layers of fruit and sugar, making the first layer of fruit. Heat slowly, stirring to prevent the fruit from sticking. Cook for about two hours; put in small sterilized jars.

### GRAPE-FRUIT MARMALADE

6 grapefruit

Sugar and water

Wash the fruit; remove the skin and cut it into short thin strips or run it through the chopper. Then cut the fruit into small pieces, discarding the seeds. Weigh the skin and pulp and to each pound add two pints of water. Let stand over night; then boil the fruit in the same water until it is tender. Remove from the fire; measure carefully; and to each pint of fruit and juice add one and a quarter pounds of sugar. Return to the fire and boil until the fruit is transparent and the juice a rich syrup.

## ORANGE MARMALADE

1 dozen oranges  
Sugar and water  
1/2 dozen lemons

Select fruit that is firm and not too ripe. Omit the lemons if preferred. With a sharp knife slice the fruit very thin, throwing away the ends and removing the seeds. Weigh, and to each pound of fruit add two pints of cold water. Let this stand over night; then boil the fruit in the same water until it is tender. Remove from the fire; weigh again; and to each pound of fruit and liquid add one pound of sugar. Boil until the fruit is transparent and the juice a rich syrup.

## SPICED CURRANTS

5 pounds currants  
4 pounds brown sugar  
1 pint vinegar  
2 tablespoons cinnamon  
2 tablespoons cloves

Wash the currants and remove the stems. Place them with the other ingredients in a preserving kettle and boil gently for two hours. This makes five pint cans.

## PRESERVED YELLOW TOMATOES

4 pounds small yellow tomatoes  
3 pounds sugar  
1/2 cup boiling water  
Juice and rind of 1 lemon

Wash and dry the tomatoes and prick each one in five or six places. Stir the sugar in the water until dissolved; add the tomatoes and cook until clear. When half done add the lemon juice and the rind sliced very thin. When the fruit is clear, remove it with a skimmer; put in small jars, filling them two-thirds full. Boil the syrup fast for a few minutes longer or until thick and syrupy; fill up the jars; cover with a cloth until the next day; then cover closely and stand away in a cool place.

## RAISIN COMPOTE

3 navel oranges  
1 1/2 pounds seeded raisins  
3 cups sugar  
3 pints currants  
3 cups cold water

Prepare the oranges as for marmalade and let them soak over night in the water. In the morning pick and wash the currants

and add them with the washed raisins and sugar to the oranges; boil hard for about two hours and put in glass jars, closing them while hot. Serve with meat.

### SPICED PEARS

4 pounds fruit	$\frac{1}{2}$ ounce whole allspice
3 pounds sugar	$\frac{1}{2}$ ounce whole cloves
1 pint vinegar	$\frac{1}{2}$ stick cinnamon

Tie the spices in a small cheesecloth bag; boil ten minutes with the vinegar and sugar. Skim, add fruit and cook until tender. Remove the fruit; boil down the sugar and vinegar until syrupy; pour over the fruit in jars and seal.

Peaches, grapes, plums, cantaloup, quinces, watermelon rind and cucumbers may be prepared in the same way.

### PICKLED CHERRIES

Make a syrup in the proportion of one pound of sugar to one pint of vinegar. Wash and stem the cherries; pack them into sterilized jars; put the jars in a wash-boiler as directed under "Canning Fruit in a Water Bath" and surround with cold water. Let the water come to a boil; remove the jars and seal.

The morello cherries are most satisfactory for pickling, and can be used in many places instead of maraschino cherries for decorating and flavoring.

### CITRON PRESERVE

6 pounds citron rind	$1\frac{1}{2}$ quarts water
6 pounds sugar	4 lemons
$\frac{1}{4}$ pound ginger root	

Peel and cut the rind into pieces of uniform size, rejecting all the seeds. Tie the ginger root in a piece of muslin so that it can be readily removed. Put the sugar, water, lemon juice and ginger in a kettle; stir until the sugar is dissolved and the syrup clear. Remove any scum that rises and take out the bag of ginger. Add the citron and cook until it is clear but not soft enough to fall apart. Pour into sterilized jars and seal while hot.

The ginger may be omitted if the flavor of ginger is not liked.

## APPLE BUTTER

5 quarts apple pulp	1 teaspoon ground cloves
10 quarts new sweet cider	1 teaspoon ground allspice
Brown sugar	1 teaspoon ground cinnamon

The apples should be tart and the cider not more than two days old. Boil the cider down one half before measuring; put the pared and cored apples through a fruit press; measure them and add to the cider. Cook slowly, stirring frequently, and when the butter begins to thicken sweeten to taste with brown sugar. Continue cooking until of the consistency of soft jam; pack while hot in sterilized jars or glasses and keep in a cool place.

## PEACH BUTTER

4 pounds peaches	2 pounds sugar
------------------	----------------

Select ripe peaches and peel and stone them before weighing. Cut them in pieces and put them through a fruit press. Put over the fire in a porcelain kettle and cook slowly until of the consistency of marmalade, stirring occasionally to prevent sticking. Add the sugar; stir until dissolved; cook rapidly for fifteen minutes, then place the kettle on the back part of the stove and keep warm until the butter is of the desired consistency. Pack in jars or tumblers.

## TUTTI-FRUTTI

Preserve the various fruits as they come in season, following the recipe for Preserved Strawberries on page 372, and sealing in separate jars. When the desired number of fruits have been preserved, empty all into the preserving kettle; mix well; bring to a boil and when cool put into glass jars or tumblers. Pineapple, cherries, peaches, apricots, white grapes and the berries are the best fruits to use.

## JELLY-MAKING

To be successful in jelly-making it is necessary to understand a few of the simple underlying principles. The making of jelly is possible through the presence in the fruit of pectin, a carbohydrate, somewhat similar in its properties to starch. This element exists in largest quantities in the following fruits: currant, apple, quince, grape, blackberry and raspberry; so that these fruits are preferred for jelly-making. Moreover, the pec-



tin is at its best when the fruit is just ripe or a little under-ripe. Last, it must be remembered that if the juice ferments or if the cooking of the jelly is continued too long, the pectin undergoes a change and loses its power of gelatinizing.

After insuring the presence of the pectin, the matter of next importance is to add the right quantity of sugar. The rule is to measure the juice and add an equal amount of sugar; but the rule must be followed with discretion. If the fruit contains an unusual percentage of sugar, less sugar should be added; if it is less sweet than usual, more should be added to make up the deficiency. The sugar will dissolve more quickly if first heated in a moderate oven, and will then in no way interfere with the cooking.

Jelly should be put into glasses that have been thoroughly sterilized and covered according to the directions given under "Preserving Fruit." It should, however, stand twenty-four hours before being covered. If possible lay a sheet of glass over the tumblers and stand them in a sunny window.

### APPLE JELLY

Wash the apples; remove stem and blossom ends and cut into quarters. Put them in a preserving kettle, adding enough cold water to come nearly to the top of the apples. Cover and cook gently until the apples are soft and clear. Mash the apples and drain them through a sieve in which two thicknesses of cheesecloth have been laid or through a jelly bag. Avoid squeezing the bag or the jelly will be clouded. Boil twenty minutes and add the heated sugar, allowing two cups or one pound to every pint of juice. Boil five minutes; skim, and test by putting a teaspoon of juice in a cool saucer. If it jellies at once, remove from the fire and pour into sterilized glasses.

### QUINCE JELLY

Follow the recipe for Apple Jelly, using part apples if desired, and saving the better parts of the fruit for canning.

### MINT JELLY

Follow the recipe for Apple Jelly, adding oil of peppermint to flavor.

**CURRANT JELLY**

Wash and pick the currants, but do not remove the stems. Put them in the preserving kettle, crushing a few in the bottom first; heat slowly, stirring frequently. When the currants are hot, mash them with a potato masher and let them drip the same as the apples for apple jelly. After this put the cloth or bag over another dish and press out as much juice as possible, using this for a second quality of jelly.

Return the clear juice to the kettle, adding a pint of granulated sugar to every pint of juice. Stir until the sugar is dissolved; then place over the fire; bring to a boil; set aside and skim. Repeat this process three times; test the jelly by dropping a teaspoon on a cool saucer; and if it jellies remove the liquid and pour it into sterilized glasses.

**RASPBERRY AND CURRANT JELLY**

Follow the recipe for Currant Jelly, using half raspberries and half currants.

**RASPBERRY JELLY**

Follow the recipe for Currant Jelly.

**BLACKBERRY JELLY**

Follow the recipe for Currant Jelly.

**STRAWBERRY JELLY**


To five quarts of strawberries add one quart of currants and proceed as with Currant Jelly; but boil fifteen minutes.

**GREEN-GRAPE JELLY**

Follow the recipe for Apple Jelly.

**RIPE-GRAPE JELLY**

Choose acid grapes, as the sweet, ripe grapes contain too much sugar. Follow the recipe for Currant Jelly.





## PICKLES

**P**ICKLES, catsups and sour dishes of all sort whet the appetite and help to make meat dishes—especially cold meats—more palatable.

### MIXED PICKLE

- 1 quart large cucumbers cut in cubes
- 1 quart small cucumbers left whole
- 1 quart small silver-skinned onions
- 1 quart green tomatoes chopped coarse
- 2 red sweet peppers chopped fine
- 1 large cauliflower broken in small pieces

Wash the vegetables and pour over them a weak brine solution made of a quart of water and a cup of salt. Let stand twenty-four hours; bring to a boil in same solution; drain and make the dressing.

### MIXED-PICKLE DRESSING

- |                       |              |
|-----------------------|--------------|
| 6 tablespoons mustard | 1 cup flour  |
| 1 tablespoon turmeric | 2 cups sugar |
| 2 quarts vinegar      |              |

Mix the ingredients thoroughly and cook until thick. Stir in the pickles; heat thoroughly; empty into glass jars and stand away until needed.

### GREEN TOMATO SAUCE

- |                         |  |
|-------------------------|--|
| 4 quarts green tomatoes | 1 tablespoon salt                      |
| 1/2 small onion         | 1 tablespoon mustard                   |
| 1 pint vinegar          | 1 tablespoon black pepper              |
| 1 tablespoon sugar      | 1 tablespoon whole allspice and cloves |

Wash the tomatoes; remove the stem and blossom ends; slice them without peeling and put them to soak in salt and water over night. In the morning drain them; add the other ingredients and stew until tender. Keep in glass jars.

CHILI SAUCE

4 quarts ripe tomatoes	3 cups vinegar
$\frac{1}{2}$ pound brown sugar	2 cups small onions
$\frac{1}{2}$ cup salt	2 tablespoons horseradish
$\frac{1}{2}$ ounce cloves	$\frac{1}{2}$ ounce celery seed
$\frac{1}{2}$ ounce cinnamon	$\frac{1}{2}$ ounce allspice
$\frac{1}{2}$ teaspoon mustard	$\frac{1}{2}$ teaspoon black pepper
	$\frac{1}{2}$ red pepper

Measure the tomatoes after they are peeled and chopped; put them over the fire and simmer for one hour. Chop the onions; grate the horseradish and grind the spices. Add all the other ingredients to the tomatoes; simmer for one hour longer and seal while hot in large-necked bottles that have been thoroughly sterilized.

PICKLED PEPPERS

Cut the stems out in a round circle with a sharp knife and lay them aside to replace later. Fill the peppers with a mixture of finely chopped cabbage, grated horseradish, mustard seed and salt. Wash the peppers in cold water; fill them; replace the stem; tie them with a soft cord to keep the lids in; pack them in stone jars and fill up with cold sharp vinegar. They will be ready for use in two weeks.

PICKLED TOMATOES

4 quarts tomatoes	1 teaspoon allspice
8 blades mace	2 small red peppers sliced
1 teaspoon whole cloves	Cider vinegar

Choose the small pear-shaped or cherry tomatoes; wash and dry them; put them in glass jars that can be made air-tight. Fill the jars three fourths full; add the spices and peppers and fill to the top with cold vinegar. Set in a cool dark place. This pickle will be ready in three weeks' time.

TOMATO CATSUP

8 quarts tomatoes	$\frac{1}{4}$ teaspoon red pepper
$\frac{1}{2}$ quart cider vinegar	$\frac{1}{2}$ tablespoon black pepper
$\frac{3}{4}$ cup salt	1 head garlic or $\frac{1}{2}$ onion
	$\frac{1}{2}$ ounce whole cloves

Cut the tomatoes in pieces and stew them until soft; press through a sieve to remove the skins and seeds; add the other ingredients; mix thoroughly and boil about three hours or until reduced one half. Bottle without straining and seal.

PICKLED CUCUMBERS

100 small cucumbers	1 tablespoon mustard seed
1 pint salt	1 tablespoon whole allspice
Alum size of a nutmeg	1 root horseradish
Boiling water	2 small red peppers
Boiling vinegar	

Wash and dry the pickles and put them in a large stone jar; add salt and alum and cover well with boiling water. Cover the jar tightly and let stand for twenty-four hours; remove the cucumbers; dry them and place them in another jar in layers alternately with the spices and grated horseradish. Have the jar about two thirds full of cucumbers and pour over them sufficient boiling vinegar to fill the jar. When cold, cover closely and stand away.

MUSHROOM CATSUP

1 pint mushroom liquor	1/4 ounce green ginger root
1/2 ounce peppercorns	1/4 ounce cloves
1/4 ounce allspice	1 blade mace
Salt	

Wash and look over the mushrooms carefully; put them in an earthen jar with alternate layers of salt. Let stand for twenty-four hours in a comparatively warm place; put through a fruit press and add the ginger root cut into small pieces. Measure the liquor; add peppercorns and simmer for forty minutes; then add the spices and boil for fifteen minutes. Take from the fire and cool. Strain through a cloth; bottle and seal.









## BEVERAGES

**B**EVERAGES may or may not be a necessary part of the ordinary meal; but to most people they are all but indispensable. Coffee and tea, it is true, even in moderate quantities often have bad effects upon the digestion and the nerves. If properly made, however, even these beverages may be taken by almost any person without resultant harm.

### COFFEE

5 tablespoons ground coffee	4 cups boiling water
1 egg (or less)	1 cup cold water

Use an aluminum or granite-ware pot and always make the coffee fresh, scalding the pot each time before using.

Wash the egg; break and beat slightly. Add half the cold water; mix with the coffee; put in the pot and add the boiling water. Bring to a boil and boil for one minute; add the remainder of the cold water to assist the grounds in settling. Stand the pot where it will keep hot but not boil for five minutes; then serve at once, as coffee allowed to stand becomes flat and loses its aroma.

The egg is not necessary; but most cooks use a clean shell or a little of the white of an egg if they do not use the whole. Others beat the whole egg, with a little water, but use only a portion of it, keeping the rest for further use in a covered glass in the ice chest.

### INSTANTANEOUS COFFEE

6 tablespoons pulverized coffee	6 cups boiling water
---------------------------------	----------------------

A variety of pots are on the market for making instantaneous coffee, all containing a strainer to hold the coffee, which must be pulverized, not simply ground. Put the coffee in the strainer; scald out the pot; adjust the strainer and set the pot where the coffee will keep hot but not boil. Pour on freshly boiled water slowly, covering between additions. When filtered pour off one cup and let it run again through the strainer. Serve at once.

SERVING COFFEE

Cream is usually served with coffee, but scalded milk renders the coffee more digestible than does cream. Fill the cup one fourth full of hot scalded milk; pour on the freshly-made coffee, adding sugar if desired.

Whether cream or milk is used, it is better to pour the coffee on the cream or milk.

After-dinner coffee should be made very strong and served black.

COFFEE IN BULK

1 pound ground coffee	1 egg	9 quarts water
-----------------------	-------	----------------

Mix the coffee with the egg that has been thinned by a little water, and tie it into four muslin bags. Let these soak in the water for three or four hours; bring to a boil and serve.

This amount will serve fifty persons.

TEA

2 teaspoons tea	4 cups boiling water
-----------------	----------------------

Use an earthen or china teapot and have water freshly boiled. Scald out the teapot; put in the tea and pour on the boiling water. Let stand in a warm place for five minutes; pour off and serve.

Never let the tea boil; never let it stand a long time on the leaves; and never make more by adding fresh leaves to the old.

RUSSIAN TEA

Make the tea as usual. Serve with thin slices of lemon from which the seeds have been removed.

TEA PUNCH

1 quart tea	Juice of 6 lemons
1 pound sugar	Juice of 2 oranges
1 lemon sliced	

Make the tea as usual; add sugar and fruit juices, cracked ice and more water as desired. Serve in a punch bowl with thin slices of lemon floating on the top.



SUGGESTIONS FOR AFTERNOON TEA



### ICED TEA

Make tea as usual; pour it off the leaves; sweeten to taste, and when cool stand in the refrigerator until serving time. Have the glasses filled with cracked ice and have thin slices of lemon cut to serve with the tea.

### HOT CHOCOLATE

2 ounces unsweetened chocolate	1 cup boiling water
3 tablespoons sugar	3 cups hot milk
Small piece stick cinnamon	1 teaspoon vanilla

Scrape the chocolate very fine; add the sugar, cinnamon and water; stir over the fire until the mixture is smooth; then add the milk. Return to the fire for a minute; remove; add the vanilla; beat well; pour into a chocolate pot and serve plain or with whipped cream.

### COCOA

4 teaspoons cocoa	Little cold milk
4 teaspoons sugar	4 cups hot milk

Mix the cocoa and sugar, and stir together with a little cold milk until smooth. Stir this mixture into the hot milk; boil two minutes and serve.

### CHOCOLATE SYRUP

2 cups sugar	1 cup cocoa
2 cups water	$\frac{1}{2}$ teaspoon salt

Dissolve the sugar in one cup of water and boil five minutes. Mix the cocoa with the other cup of water and add to the boiling syrup. Boil slowly for ten minutes; add salt; cool and bottle for future use.

This syrup will keep a long time in the ice chest in summer and may be used for making delicious drinks.

### CHOCOLATE NECTAR

Put into a glass two tablespoons of chocolate syrup, a little cream or milk and chopped ice, and fill up the glass with soda water, Apollinaris, or milk. Drop a little whipped cream on the top.

**FRUIT DRINKS**

The success of lemon-, orange- and pineapple-ade depends in large degree upon the way they are made. It is best to make a syrup as for sherbets, using one cup of granulated sugar to one cup of water. Put the sugar in cold water over the fire; stir until the sugar is dissolved; then cook until the syrup spins a fine thread. Take from the fire and add the fruit juices while the syrup is hot. If lemonade is desired, lemon should predominate, but orange or pineapple juice or both should be added to yield the best result. Small pieces of fresh pineapple, fresh strawberries and maraschino cherries added at time of serving will make the drink look pretty and will improve the flavor. Shaved or very finely cracked ice should be used.

**QUICK LEMONADE**

2 lemons	1 quart water
4 tablespoons sugar	Cracked ice

Wash the lemons and squeeze the juice; mix thoroughly with the sugar, and when the sugar is dissolved add the water and ice, and a little fresh fruit or slices of lemon if convenient.

**EGG LEMONADE**

2 lemons	4 tablespoons sugar
2 eggs	3 cups water
1 cup cracked ice	

Break the eggs and beat the whites and yolks separately. Mix the lemons, sugar, water and ice as for lemonade; add the eggs; pour rapidly back and forth from one pitcher to another and serve before the froth disappears.

**GRAPE JUICE**

10 pounds grapes	2 pounds sugar
1 quart water	

Wash and stem the grapes; put them in a preserving kettle and crush slightly. Bring to a boil and cook gently for half an hour. Strain through cheesecloth or jelly bag, pressing out all the juice possible; return to the fire with the sugar; cook for fifteen minutes; strain again; reheat and pour into sterilized bottles, thoroughly heated. Put in sterilized corks and dip the neck of the bottle in hot sealing wax.



### OTHER FRUIT JUICES

Raspberry, blackberry and strawberry juice may be made by following the recipe for grape juice but doubling the quantity of sugar. For currant juice use four times as much sugar as for grape juice.

### FRUIT SYRUPS

Fruit syrups may be made like fruit juices, only using more sugar—at least half as much sugar as fruit juice.

### RASPBERRY VINEGAR

4 quarts raspberries                      1 quart vinegar  
    Sugar

Put two quarts of raspberries in a bowl and cover them with the vinegar; cover and stand in a cool place for two days. Mash the berries; strain the vinegar through cheesecloth; pour it over two quarts of fresh raspberries; let stand for another two days; strain and put in a preserving kettle with sugar, allowing a pound of sugar to a pint of juice. Heat slowly, skimming when the vinegar begins to boil. Boil twenty minutes and put in sterilized bottles. Serve as a drink, using two tablespoons to a glass of water.

### FRUIT PUNCH

1 cup sugar                                      1 cup lemon juice  
1 cup hot tea                                  1 quart Apollinaris  
1 cup orange juice                      1 cup pickled cherries  
    1 orange sliced


Pour the hot tea on the sugar and when the latter is dissolved add the other ingredients. Serve in a punch bowl with a large block of ice.

Substitute pineapple or strawberry juice for the tea if preferred.











## INVALID COOKERY

**C**OOKING for an invalid is by no means a difficult task; but care is necessary in order that the product may be as appetizing and as digestible as possible. The serving, too, is important; only the daintiest china and glass should be used in the sick room; for the patient is seldom hungry and needs to be "tempted" in every possible way.

### LAMB BROTH

2 pounds neck of lamb                      1 teaspoon salt  
1 quart cold water

Clean the meat with a damp cloth; remove the skin and fat; cut the meat into small pieces and hack or separate the bones. Put bones and meat into a saucepan; add cold water; let stand one hour; then heat gradually and let it cook below the boiling point for two hours. Strain through a sieve; season and serve, adding a little boiled rice if desired.

### BEEF TEA

1 pound ground lean beef                      1 pint cold water  
Salt and pepper

Choose beef from the under side of the round, as that contains the greatest strength, and have it ground. Put it in a closely covered saucepan and let it stand on the range, without boiling, for twenty minutes; then boil for six minutes; strain and season.

### OATMEAL GRUEL No. 1

1 tablespoon oatmeal                      1 pint milk or water  
3 tablespoons water                      Pinch of salt

Mix the oatmeal with the three tablespoons of water. Boil the pint of milk or water and into it pour the oatmeal slowly. Season and boil for five minutes, stirring constantly.

## INVALID COOKERY

---

### OATMEAL GRUEL No. 2

1 quart water  
3 tablespoons oatmeal  
1/2 tablespoon butter

Milk  
Sugar

Boil the water and into it stir the oatmeal; boil until it thickens, stirring constantly. Then pour it into a double boiler and let it cook for three or four hours. Thin with rich milk; strain carefully; add the butter and sweeten to taste.

If sugar is not desired, salt may be substituted.

### INDIAN GRUEL

1 heaping tablespoon corn meal  
1 quart water

Salt  
Sugar

Mix the meal with a little cold water. Boil the quart of water; pour it on the corn meal; beat well; return it to the saucepan and boil fifteen or twenty minutes. Add a little salt and sweeten to taste.

### SAGO GRUEL

2 tablespoons sago  
1 pint cold water

Sugar

Soak the sago for an hour in cold water sufficient to cover it; add the pint of water; place over a slow fire and stir until the sago is dissolved and becomes thickened. Sweeten to taste, and if too thick add a little boiling water.

If desired, add flavoring and a little nutmeg.

### EGG GRUEL

1 egg  
1 teaspoon sugar

1 cup hot milk  
Grated nutmeg or lemon juice

Beat the yolk of the egg with the sugar until light; add the well-beaten white; pour over this the hot milk; flavor and serve at once.

### CRACKER GRUEL

2 tablespoons powdered cracker  
1/2 cup boiling water

1/2 cup milk  
1/4 teaspoon salt

Pour the water over the cracker; add the milk and salt; bring to a boil and serve.



## INVALID COOKERY

---

### ARROWROOT

2 teaspoons arrowroot                      1 pint milk or water  
  Sugar

Mix the arrowroot in a little cold water. Boil the water or milk; stir in the arrowroot and boil until thickened and clear, stirring constantly. Sweeten to taste.

### ARROWROOT WATER

2 pippin apples                                  1 teaspoon arrowroot  
1 quart water                                      Sugar  
  Pinch of grated nutmeg

Wash the apples and cut them into small pieces, removing the core. Put them in the cold water over the fire and boil until the apples are soft, which will take an hour or more. Mix the arrowroot in a little cold water until perfectly smooth; stir into the apple water; let all boil together for ten minutes; strain through a sieve; sweeten to taste and set aside to cool. Serve as a drink with a little grated nutmeg over the top.

### FLAXSEED TEA

1 tablespoon flaxseed                          1 lemon  
1 quart boiling water                          Sugar

Put the flaxseed in a pitcher and pour over it the boiling water. Add the juice of the lemon and a few strips of peel, cut off with a sharp knife. Sweeten to taste. This, taken at bed-time, is an excellent remedy for a cold.

### TOAST WATER

2 slices bread                                      3 pints boiling water  
  2 tablespoons currant jelly

Cut the bread half an inch thick; toast very brown on both sides, but do not scorch. Break them in pieces; pour the boiling water over them; add the currant jelly and stir until it is thoroughly dissolved. When cold, strain and serve, adding cracked ice if desired.

## INVALID COOKERY

---

### ALBUMENIZED WATER

1 cup cold water	1 teaspoon lemon juice
White of 1 egg	1 teaspoon sugar

Put the water, egg, lemon juice and sugar in a covered jar and shake until all the ingredients are thoroughly blended. Stand on the ice and shake again just before serving.

### RICE WATER

1 tablespoon rice	1 quart water or milk
Sugar	

Wash the rice and put it over the fire with the quart of water. When it comes to a boil set it where it will simmer until the rice becomes a pulp. Let it settle; pour off and sweeten to taste. Serve either hot or cold.

### PANADA

2 stale rolls	Boiling water
1 tablespoon sugar	Grated nutmeg

Toast the rolls very brown, but do not scorch them; break into a bowl; sprinkle with sugar and a little grated nutmeg and pour over them sufficient boiling water to moisten thoroughly.

If desired, a little flavoring may be added.

### FRENCH PANADA

1 stale tea biscuit	1/2 teaspoon butter
Boiling water	Yolk of 1 egg
Salt	2 tablespoons milk

Break the biscuit into a saucepan; pour over it boiling water sufficient to cover; boil five minutes; add butter and a little salt and mix well. Then stir in the egg yolk, well beaten in the milk; bring all to a boil and serve.

### MILK TOAST No. 1

1 cup scalded milk	1/4 teaspoon salt
3 slices buttered toast	

Spread fresh toast with butter and sprinkle with salt. Pour the scalded milk over the toast and serve at once.

## INVALID COOKERY

---

### MILK TOAST No. 2

1 cup scalded milk  
1 tablespoon butter  
3 slices toast  
1 tablespoon flour  
1/4 teaspoon salt

Cook the flour in the butter, but do not brown it; add the milk gradually; season and pour over the toast.

### CREAM TOAST

1 slice bread  
Salt  
1 cup cream

Cut the bread half an inch thick and toast it brown on both sides. Lay it on a hot plate; sprinkle with salt; pour over it the cream, heated but not boiled, and serve at once.

### SOAKED CRACKERS

Place several soda crackers in a soup plate; pour over them boiling water and let stand for about a minute. Drain off the water and serve with butter and salt, butter and nutmeg, cream and salt, or cream and sugar.

Hot milk may be substituted for the boiling water if desired.

### EGG MILK-SHAKE

1 egg  
1 teaspoon sugar  
1 teaspoon vanilla  
Milk to fill glass  
Grated nutmeg

Beat the egg separately and then together; add sugar and flavoring, using a larger quantity if desired. Turn into a glass; fill the glass with milk; shake well and grate a little nutmeg over the top.

This is delicious when frozen. Make a custard of the egg, milk and sugar, using an extra quantity of sugar. When almost frozen add the flavoring and an equal quantity of sweetened whipped cream.

### SUNSHINE ORANGE

Soak an orange in hot water for half an hour, until it is heated to the core. Remove the skin, which will peel easily, and the pulp will be sweet, as if the orange had just been picked in the sun.

## INVALID COOKERY

---

### LEMON FOAM

1 cup water  
1 level tablespoon cornstarch  
1 lemon

$\frac{2}{3}$  cup sugar  
White of 1 egg

Dissolve the cornstarch in a little water; add the remainder of the water and the sugar and cook rapidly for three minutes, stirring constantly. Remove from the fire; stir in the white of the egg, beaten stiff, and the juice of the lemon. Turn into molds; let stand for twelve hours and serve.

### LEMON WHEY

1 cup milk  
1 teaspoon sugar

1 small lemon

Heat the milk; add the lemon and let it stand over the fire until the curd separates; strain; add the sugar and serve hot or cold.

### WHIPPED APPLE SAUCE

1 cup apple sauce  
Grated nutmeg

White of 1 egg

Beat the egg very stiff, alone and then with the apple sauce; add more sugar if necessary; serve in a sherbet glass, sprinkling a little grated nutmeg over the top.

### CUSTARD

2 eggs  
1 cup milk

Sugar  
1 teaspoon vanilla

Beat the eggs; stir them into the milk; sweeten to taste and cook in a double boiler. Stir until the mixture begins to thicken; remove from the fire and when the steam has passed off add the vanilla.

Lemon or other flavoring may be used in place of the vanilla if desired.

### CALF'S FOOT JELLY

4 calves' feet  
3 quarts water

$\frac{1}{2}$  pound powdered sugar  
2 lemons

Whites of 2 eggs

Clean the feet thoroughly and boil them slowly until the three quarts of water are reduced to one. Strain and set away until

## INVALID COOKERY

---

cold; remove the grease and place the jelly in a saucepan, being careful to avoid the settlings. Add the sugar, lemon juice and whites of eggs; let all boil together for a few minutes; pour into bowls or glasses and set away to cool. This is much more nourishing than the commercial gelatine.

### POTATOES ON THE HALF-SHELL

Bake large, smooth potatoes; cut each in half lengthwise; scrape out the inside, leaving the skins whole. Beat the potato to a cream with melted butter and cream; season with pepper and salt, and fill the "shells," rounding the potato on top. Put a speck of butter on each half and brown slightly in the oven.

Potatoes on the half-shell are more delicate than the ordinary baked potato.

### KOUMISS

2 quarts new milk  
2 tablespoons sugar

2 tablespoons water  
 $\frac{1}{3}$  cake compressed yeast

Let the yeast dissolve in the water; add it to the sugar and milk and let the mixture stand in a warm place for about ten hours or until it has thickened. Pour from one vessel to another until thoroughly smooth; bottle and keep in a warm place for twenty-four hours, or longer in winter. Cork the bottles tightly and tie the corks down. Shake for a few moments before using.

### STEWED FIGS

1 pound figs

1 pint water

Wash the figs thoroughly and put them to soak over night in the pint of water. Bring them to a boil in the same water and let them cook until the syrup is reduced about one half.

### TAPIOCA

$\frac{1}{2}$  cup tapioca  
1 pint boiling water

1 tablespoon lemon juice  
Sugar

Grated nutmeg

Soak the tapioca in water sufficient to cover it; stir it into the boiling water and let it simmer until thoroughly dissolved. If too thick, add more boiling water. Sweeten to taste; add the lemon and grate a little nutmeg over the top.

## INVALID COOKERY

---

### BEEF PATS

Scrape clean, uncooked beef until you have the desired quantity of paste; make it into tiny pats; put each pat on a square of bread; toast quickly in a hot oven and serve with a little salt and butter.

### CHICKEN PANADA

1 cup cold chicken	1 pint milk
1 cup water	1 tablespoon butter
1 tablespoon cornstarch	Salt and pepper

Chop the chicken very fine and put it over the fire with the water. When boiling, add the cornstarch moistened in a little cold milk; then add the pint of milk; bring to a boil; add the seasoning and butter and serve.

### OYSTERS ON TOAST

6 oysters	Salt and pepper
$\frac{1}{2}$ tablespoon butter	1 slice toast

Put the oysters and butter in a pan, without any juice, over the fire; bring to a boil and serve on a slice of toast, delicately browned on both sides and slightly buttered.

### SQUABS OR ANY SMALL BIRDS

Clean and singe the squabs the same as chicken. Split them down the back; flatten with a rolling-pin and broil over hot coals. Put them on a hot plate; butter slightly and season with pepper and salt. Serve on buttered toast.

# INVALID COOKERY

---




# INVALID COOKERY

---









## FIRELESS COOKERY

**T**HE fireless cooker is coming into general use in almost every household, and with good reason. Not only does it mean a tremendous saving of fuel and of energy on the part of the housewife, but it produces better results with many dishes than are possible with coal or gas. Cereals, for instance, which require long slow heating and which it is almost impossible to cook properly on a gas stove, are delicious when prepared by the fireless method.

Generally speaking, there are on the market two kinds of fireless cookers—the cookers, so called, and the calorics. In the former the food is always heated over a flame before placing it in the receptacle; in the latter sometimes only the radiators upon which the pans rest are heated. Baking is possible in the calorics but not in the others.

The recipes given in this chapter are arranged for the cooker with radiators; but all of them, with the exception of those for roasting and baking, can be used for any cooker. Where there are no radiators, and where you are cooking things which require a great length of time, it is a good plan to remove the pail from the cooker when the time is half gone and reheat it over the fire. In doing so, as in preparing the dish for the cooker in the first place, the pail must not be uncovered before putting it in the cooker, or steam will escape and the food cool.

The fireless cookers *with* radiators are by all means the best, and soon pay their own way by the saving of fuel; but where it is not possible to have one of these it is well worth while to have one of the simple cookers, which are less expensive and which can, with a little ingenuity, even be made at home. Procure a strong wooden box, well made, without cracks, and line it thoroughly with pads filled with hay or excelsior and covered with denim or other thick

and closely woven material. Have a closely covered pail, preferably a double pail of aluminum, to fit into the center and several pads of various sizes or a feather pillow to tuck over the top. The lid of the box should fasten down securely with a hasp. If care is taken to have the outside of the kettle clean and not to spill any of the contents, the pads will last for some time without renewing.

With the cooker which has one pail within another, so that the upper one can rest in water, the process of steaming is more perfect than where there is but one pail. It has also advantages where a great deal of cooking is to be done; for soup, for instance, may be cooking in the lower receptacle while vegetable, meat or pudding is in the upper.

Certain precautions, it is true, must be observed by the cook who uses the fireless cooker. In the first place it should not be used for foods which require a rising temperature or those which require evaporation or those which might be injured by condensed steam. Then, too, it must be remembered that a dish left indefinitely in the cooker will sour.

### CEREALS

To cook cereals in the cooker to best advantage there should be a double-boiler receptacle. Fill the large outer pail with water and bring it to a boil. In the upper vessel put the required amount of water; stir in the cereal; season to taste; heat and stir slowly until it begins to thicken—about ten minutes. Place the smaller kettle inside the larger and set away in the cooker; leave overnight and in the morning beat up well and reheat. If the grains are desired separate, cook a less time and do not beat.

### ARROWROOT GRUEL

2 tablespoons arrowroot	1 teaspoon salt
1 quart boiling water	1 teaspoon sugar
Few drops vanilla	

Mix the arrowroot with just enough cold water to form a thin paste; add part of boiling water; mix well and add remaining hot water. Boil for five minutes and place in cooker for one hour. Cool; add a few drops of vanilla and a little cream if desired.

### BARLEY MUSH

$\frac{1}{2}$  cup barley meal                          1 teaspoon salt  
     $2\frac{1}{2}$  cups water

Stir the meal slowly into the boiling salted water, being careful not to let it lump. Cook for ten minutes and place in cooker for eight hours or over night.

### CORN-MEAL MUSH

$\frac{1}{2}$  cup corn meal                                  1 teaspoon salt  
     $2\frac{3}{4}$  cups water

Slowly stir the meal into the boiling salted water, being careful not to allow it to lump. Let boil slowly for ten minutes; place in cooker and allow to remain eight to ten hours or over night.

If you wish to fry the mush use only two cups of water.

### CRACKED WHEAT

$\frac{3}{4}$  cup cracked wheat                              3 cups water  
     $\frac{3}{4}$  teaspoon salt

Soak the cracked wheat in two cups of water for two hours. Heat remaining water to boiling point, add salt and the cracked wheat with the water in which it has been soaking. Boil for ten minutes; place in cooker over night.

The flavor will be greatly improved if the wheat is slightly browned in the oven before soaking.

### GRAHAM MUSH

1 cup graham flour                              3 cups water  
    1 teaspoon salt

Stir the flour slowly into the boiling water, being careful not to allow it to lump. Boil slowly for five minutes and place in cooker over night.

### HOMINY

1 cup hominy    2 teaspoons salt  
     $4\frac{1}{2}$  cups boiling water

Soak the hominy over night, keeping it in a warm place if possible. Drain and add boiling water. Boil fifteen minutes and place in the cooker all day.

**OATMEAL**

1 cup oatmeal                      3 cups water  
1 teaspoon salt

Stir the meal into boiling salt water; boil for five minutes and place in the cooker over night.

**PETTIJOHN'S BREAKFAST FOOD**

1 cup cereal                      3 cups water  
1½ teaspoons salt

Stir the cereal into boiling salted water; allow it to boil for five minutes and place in cooker over night.

**RALSTON'S BREAKFAST FOOD**

½ cup cereal                      3 cups water  
1 teaspoon salt

Allow the water to boil hard, add salt and slowly stir in the breakfast food, being careful not to allow it to lump. Boil slowly for five minutes and place in the cooker over night.

**BOILED RICE**

½ cup rice                      2½ cups water  
1 teaspoon salt

Clean and wash the rice; then stir it into boiling salted water and allow to boil five minutes. Place the kettle in the cooker and allow it to remain for three hours or over night.

**RICE AND FIGS**

Cook the rice the same as Boiled Rice, adding just before placing in the cooker a cup of figs which have been washed, stemmed and cut into small pieces. Dates may be used in the same manner.

**ROLLED WHEAT**

1 cup wheat                      2½ cups water  
1 teaspoon salt

Have the water boiling directly over the fire. When it boils rapidly stir the cereal in with a fork to prevent lumping. Let it boil slowly five minutes; place in the cooker and let it remain for four or five hours, or over night.

CREAM OF WHEAT

- |                        |              |
|------------------------|--------------|
| 1/2 cup cream of wheat | 3 cups water |
| 1/2 teaspoon salt      |              |

Cook the same as Rolled Wheat.

SOUP

The real value of soup is brought out in a fireless cooker. Meats and bones for soup cost but little and the real expense of the dish—the long cooking over a fire, is done away with. The foundation of all soups is the juice or extracts of meats, poultry, etc., that are used, and the true flavor and the nutriment of these things are best preserved by the fireless method of cooking.

BROWNED SOUP STOCK

- |                             |                     |
|-----------------------------|---------------------|
| 4 pounds soup meat and bone | 1/4 teaspoon pepper |
| 1 onion                     | 1 stalk celery      |
| 2 1/2 quarts water          | 1 turnip            |
| 1 tablespoon salt           | 1 carrot            |
- 1/2 bay leaf

Wipe the meat and cut it into small pieces. Brown about one third in a frying pan with a little suet and an onion. Place bones and remaining meat in kettle; add two quarts of water and allow to stand for one hour. Add two cups of water to the meat in the frying pan; boil one minute and add to the meat in the kettle. Add seasoning and diced carrots and turnips. Bring the entire mixture to a boil and allow it to simmer ten minutes. Place in the cooker for eight hours. Remove and skim fat from top before using. Use one radiator or cook a longer time.

WHITE SOUP STOCK

- |                          |                  |
|--------------------------|------------------|
| 4 pounds knuckle of veal | 2 teaspoons salt |
| 1 onion                  | 6 peppercorns    |
| Small bay leaf           | 1 stalk celery   |
- 8 cups water

Wipe the meat and cut into small pieces. Have bone cracked and place this with the meat in the kettle; add seasoning and onion and celery cut into small pieces. Add water and allow to stand an hour. Boil slowly thirty minutes and place in cooker eight hours. Pour soup through several thicknesses of cheesecloth and it will be very clear. Use one radiator or cook a longer time.

## BEAN SOUP

1 cup navy beans	2 stalks celery
2 quarts water	1 tablespoon salt
1 small onion	$\frac{1}{4}$ teaspoon pepper
2 tablespoons butter	

Soak beans over night; drain and add two quarts of cold water. Add chopped celery and onion, also salt and pepper. Boil slowly for fifteen minutes. Place in cooker for four hours. Rub through sieve; add butter and serve. Use one radiator or cook a longer time.

## CHICKEN SOUP

Clean and dress the chicken; place in kettle and add six cups of cold water, a few celery leaves and two teaspoons of salt. Boil slowly for twenty minutes; place in cooker for five hours. Allow chicken to cool in liquor. It may be used for salad or croquettes. Allow soup to cool and remove fat before serving.

## CORN SOUP

1 can corn	3 tablespoons butter
1 quart milk	2 tablespoons flour
1 tablespoon chopped onion	Salt and pepper
Yolks of 2 eggs	

Put the corn in the kettle, with the milk. Remove to the cooker for two hours or more. Fry the chopped onion in butter; add the flour and cook until smooth. Strain and add. Season with salt, pepper and paprika. Put in double boiler to keep hot, and just before serving add the yolks of eggs, well beaten.

## TOMATO SOUP

1 can tomatoes	1 bay leaf
2 cups water	2 cloves
1 carrot	1 teaspoon salt
1 small onion	Dash of red pepper
1 quart soup stock	

Add water to tomatoes. Dice carrot and slice onion; add these and the seasoning. Boil five minutes and place in cooker for two hours. Strain, add soup stock, reheat and serve. Use one radiator or cook a longer time.



**TURTLE SOUP**

Thoroughly clean the turtle. Place in kettle and cover with cold water. Let it come to a boil and skim. Tie in a small bag one tablespoon of thyme, marjoram, and sweet basil; let it boil with the meat slowly for twenty minutes. Remove to the cooker for five or six hours. Use one radiator. Remove meat from bones and when cold cut and dice and return to the stock. Season with salt and pepper to taste. Brown some flour in oven, blend with butter and thicken the soup to the consistency of cream.

**VEGETABLE SOUP**

2 cups brown soup stock	1/2 cup celery
2 cups tomato juice	1 cup peas
1 cup carrots	1 onion
1 cup turnips	1 cup diced potatoes

Seasoning

To the soup stock and tomato juice add the diced carrots, turnips, onion, celery, potatoes, peas and seasoning. Boil slowly for ten minutes and then place in the cooker for three hours. Use one radiator or cook a longer time.

**POTATO SOUP**

3 potatoes	1 pint hot milk
2 ounces butter	Salt and pepper

1 egg

Pare and cut the potatoes in quarters; cover with boiling water and boil five or six minutes. Place in the cooker for one and a half hours. While mashing, add the butter and pour in gradually the boiling milk. Season with salt and pepper. Stir and strain and heat again. Beat the egg and put into tureen; pour over it the soup.

**CREAM OF CELERY SOUP**

3 celery stalks	2 tablespoons flour
Water	1 1/2 cups milk
2 tablespoons butter	Salt and pepper

Cut the celery into small pieces; cover with water and bring slowly to a boil. Boil ten minutes and then place in the cooker for two hours. Blend the butter and flour; add milk and cook. To this add drained celery water. Season with salt and pepper.

**CREAM OF PEA SOUP**

- |                         |                                 |
|-------------------------|---------------------------------|
| 1 cup shelled peas      | $\frac{1}{2}$ tablespoon butter |
| Water to cover          | $\frac{1}{2}$ tablespoon flour  |
| 1 pint hot milk         | Salt and pepper                 |
| $\frac{1}{2}$ cup cream |                                 |

Almost cover the shelled peas with boiling water. Boil ten minutes and add the boiling milk, the butter blended with the flour, also salt and pepper to taste. Cover and bring to boil and place in the cooker for two hours. When ready to serve strain through sieve and add the cream.

**LENTIL SOUP**

- |                |                      |
|----------------|----------------------|
| 1 cup lentils  | 4 cups stock         |
| 1 carrot       | 2 tablespoons flour  |
| 1 stalk celery | 2 tablespoons butter |
| 1 onion        | 2 teaspoons salt     |

Soak lentils in water several hours; then drain and add the onions, carrot and celery, cut fine. Add water and boil ten minutes; place in cooker seven hours. Remove from cooker; drain and rub through sieve. Make paste of butter and flour; add vegetables, stock and seasoning. Heat and serve. For Cream Lentil Soup add milk instead of stock.


**BOUILLON**

- |                           |                      |
|---------------------------|----------------------|
| 3 pounds lean beef        | 2 bay leaves         |
| 2 quarts cold water       | Cinnamon and cloves  |
| A little celery           | Salt and pepper      |
| $\frac{1}{2}$ small onion | 1 tablespoon caramel |

Cut the beef into cubes; add water, celery, onion and bay leaves and let stand in the cooker for five or six hours. Use one radiator. When taken from cooker allow to cool and remove the fat. Before using drop in a little bag of cinnamon and cloves. Season with salt and pepper, and color with a tablespoon of caramel. Heat and serve.

**FISH**

Fish is a food that may be easily cooked over a blaze, but the fireless is serviceable, as fish does not become soft nor fall to pieces even by standing a considerable length of time in the cooker.



Christmas Cake




Roast Chicken



Mashed Potatoes

*Courtesy of the Toledo Cooker Co.*

**FIRELESS COOKER AND DISHES PREPARED BY FIRELESS METHOD**



HOW TO DECORATE A CAKE

### BAKED FISH

Open the fish; wash; wipe perfectly dry and rub over with salt; lay in a dripping-pan with a little butter and bread crumbs; and bake forty minutes in the fireless cooker, using both radiators.

### CODFISH BALLS

1 cup shredded codfish	2 teaspoons butter
1 pint potatoes	1 egg
¼ saltspoon pepper	

Pare the potatoes; cut them into cubes and put them in the kettle with the codfish. Cover with boiling water; place in the cooker for three hours. Drain; mash and beat until very light. Add the butter, egg well beaten and the pepper; also more salt if needed. Drop by tablespoons in hot fat and fry a golden brown.

### BAKED LAKE TROUT

After cleaning, tie the fish in a square of cheesecloth, immerse in boiling water and flavor with lemon juice. Place in the cooker and cook one hour with one radiator, or longer if no radiator is used. Drain and serve with cream sauce.

### BOILED WHITE FISH

Clean and bone the fish and sew in a cheesecloth bag, leaving room for the fish to swell. Place in kettle with back down; cover with boiling salted water, allowing one tablespoon of salt and vinegar or lemon juice to each quart of water. Boil for five minutes. Place in cooker for one hour. If fish weighs over two pounds, boil ten minutes before placing in cooker. The skin may be easily peeled from a boiled fish. Serve with tomato sauce.

### SCALLOPED SALMON

1 can salmon	1 tablespoon flour
Butter	Salt and pepper

Place in baking dish one layer of salmon. Sprinkle with flour; add small pieces of butter, pepper and salt; then other layers until the dish is full; cover with cracker crumbs; heat and bake in the cooker about one hour. Use two radiators.

**BOILED SALMON**

Wash and clean the fish; sew it in a cheesecloth bag, leaving room for fish to swell. Place in kettle; cover with boiling salted water, allowing one tablespoon of salt to each quart of water. Boil ten minutes and place in cooker for an hour and a half.

Serve fish with rings of lemon and tomato sauce.

**TURBOT**

Take a whitefish; boil; take out the bones and sprinkle with salt and pepper. For the dressing use one pint of cream sauce prepared in the usual way, and when cool add two beaten eggs. Put in baking dish a layer of fish, then a layer of sauce, until full. Cover top with bread crumbs and bake in the cooker for one hour. Use two radiators.

**MEATS**

The more expensive meats are not necessarily the most nutritious. If the housewife thoroughly understands the right way to prepare cheaper meats, and has a fireless cooker, it is possible to have a tender and juicy piece of meat at comparatively small cost. Meats cooked by the fireless method do not lose in weight, because nothing escapes, and there is no shrinkage from evaporation. It is a recognized fact that the tough meats can be reduced to delicious tenderness if steamed in a closed roaster for several hours. This is the principle of the fireless cooker.

**CORNED BEEF**

For cold corned beef the plate piece is best, while for hot the brisket is to be preferred. Always have a good layer of fat around it. Place in cold water and bring slowly to a boil and boil for thirty minutes, skimming well the first few minutes. Have cover tightly closed before removing to the cooker, and leave six or eight hours, using one radiator. Cool in stock; press between plates, and serve in thin slices.

**BOILED BEEF**

The brisket or piece of round is good for boiling. Place the suet and trimming of the meat in the kettle and fry out the fat. Then throw in the meat and sear quickly on all sides. Remove the cracklings from the fat and cover the meat with boiling water.

Without removing the cover place in the cooker and leave three hours or more. Use one radiator. Then place on a hot platter; salt well; garnish with cress or boiled cabbage. The liquor should be saved for stock and sauce.

### BEEF AU GRATIN

Put in baking dish a layer of bread crumbs, then some thin slices of fat salt pork, slices of cold cooked beef, onion, parsley and another layer of crumbs, until the dish is full. Pour over all any left-over gravy or stock to moisten. Bake in the cooker for one hour.

### ROAST BEEF

The best shaped roast to cook in the fireless is a rolled roast of five to eight pounds. Use whatever seasoning you are accustomed to and prepare in the usual way for the oven. Put the roast in the largest vessel, and if the roast is large, raise the temperature of the two radiators to the highest possible point; then place the vessel in the large compartment and allow it to remain on the program of twenty minutes for each pound of roast, or three minutes less per pound if the roast is desired rare.

### ROUND STEAK ON BISCUITS

Cut round steak into small half-inch squares; cover with water and boil for five minutes. Remove at once to the fireless cooker and leave for five hours. Take out the meat; make a brown sauce of the juice; pour meat and sauce over split tea biscuits that have been baked with a hard crust.

### BEEF STEW

2 pounds round steak	1 carrot
3 cups water	1 turnip
1 teaspoon salt	1 stalk celery
Dash of pepper	1 onion

Remove the skin from the meat and cut into inch pieces; place in kettle; add water and seasoning. Cut the carrot, turnip and celery into one-half-inch cubes and add to mixture; also the onion, sliced. Boil for ten minutes and place in cooker for three hours. Thicken with four tablespoons of flour and one half cup of water, well mixed. Serve on toast.

**BEEFSTEAK AND ONIONS**

Select a thick steak and butter both sides; slice the onions thin and lay a layer of onions on top of the steak. Place it in the cooking vessel and use both radiators, the same as in roasting; and leave for about three quarters of an hour.

**BOILED DINNER**

Take three or four pounds of corned beef; cover with cold water and let boil slowly for twenty minutes. Then skim and add a small head of cabbage, a few carrots, potatoes and turnips and boil for five minutes. Place in the cooker for four hours. Use one radiator, or use no radiator and cook a longer time.

**BROWNEED BEEF STEW**

2 pounds round steak  
1 onion

3 cups water  
Seasoning

Cut meat into small pieces. Slice onions and brown in some of the suet or two tablespoons of butter; add meat and cook until well browned. Add the three cups of water and seasoning; allow to boil slowly for ten minutes. Place kettle in cooker for three hours; thicken with four tablespoons of browned flour and six tablespoons of water made into thin paste.

**CHICKEN CURRY**

3-pound chicken  
 $\frac{1}{3}$  cup butter  
2 small onions

2 teaspoons salt  
1 teaspoon vinegar  
1 tablespoon curry powder

Boiling water

Clean, singe and cut the chicken. Put the butter in a hot frying pan; add the chicken. Chop the giblets and onions; add salt, vinegar and curry powder. Cover with boiling water; place in the cooker for four hours, using one radiator. When ready to serve, remove the chicken. Thicken the liquid with flour; strain, and pour over the chicken. Garnish with a border of rice.

**FRICASSEED CHICKEN**

Dress, clean and cut the chicken for serving. Flour and salt slightly; cover with boiling water; then place in cooker without removing cover and leave for three hours. Take from cooker and



make sauce with the liquor by adding a tablespoon of flour, rubbed smooth in a half cup of milk; salt and pepper to taste. Let it come to a boil on the stove and serve at once with hot biscuits.

### CHICKEN PIE

Place hot fricassee chicken and gravy in a baking dish. Make a rich crust and place on top of chicken. Place in cooker for one half hour. Use two radiators.

### ROAST CHICKEN

The time necessary for roasting a chicken depends on the age of the bird. One hour and a half is sufficient for a young chicken, but an older one should be roasted two hours, and a very tough chicken three hours. If this course is followed, old chickens will turn out as tender and savory as spring chickens. Prepare the chicken in the usual method for the oven. It will not be necessary to heat the chicken to brown it before it has been placed in the cooker, for if both radiators have been made very hot the chicken when roasted will be nicely browned. It is not necessary to open the cooker for basting as the hot steam prevents burning.

### CHICKEN STEW

Clean the chicken and cut it into small pieces. Heat the kettle and cover with water; allow to boil slowly for thirty minutes; season with pepper and salt, and place in cooker for six hours. Remove from cooker and add thickening. If desired, dumplings may be added and the kettle replaced in the cooker for thirty minutes.

### IRISH STEW

1 pound mutton breast	1 slice onion
Salt and pepper	1 cup green peas
1 tablespoon butter	1 cup potatoes
1½ cups boiling water	

Rub the mutton breast with salt and pepper; cut up into small pieces; brown in butter; add the onion and cook until the onion is yellow. Add the potatoes, cut in cubes, the peas and boiling water; season and cook ten minutes over the fire. Remove to cooker and leave for one hour, using one radiator.

**BAKED HASH**

Chop and season any cold meat; do the same with cold potatoes, and put alternate layers in a dish with bits of butter between. Finish with rolled biscuits and bits of butter on top. Pour over this some good stock, and bake half an hour.

**BOILED HAM**

Soak over night if necessary. Wash and trim off all dark skin; place in kettle; cover with cold water and boil a half hour. Remove to cooker for four to six hours, using one radiator. Boil about eight hours if no radiator is used, and reheat when the time is half expired.

**FRICASSEE OF LAMB**

Cut two pounds of lean lamb into inch cubes; dredge with flour and brown in a frying pan, using a little suet to keep it from burning. Place in kettle and add just water enough to cover. Boil for ten minutes and place in cooker for six hours. Thicken with one tablespoon of browned flour mixed with cold water; season to taste and serve on toast.

**ROAST LAMB**

Select a small leg of lamb and cut off the shank, seasoning well in the usual way. Place in the larger vessel and use both radiators. Allow about twenty minutes or more for each pound of meat. Prepare sauce in the usual style.

**LAMB CHOPS ROASTED**

Cut out the bone from each chop; roll up chop; pin together with toothpick; put in buttered pan; season with salt and pepper. Place in pan and put in baking rack for forty-five minutes, using two radiators.

**BOILED LEG OF MUTTON**

Place mutton in kettle and cover with boiling water. Boil for thirty minutes and place in cooker for three hours, using one radiator.

### ROAST PORK

Select a piece suitable in shape for fitting in the larger vessel and cook from one hour and a half to three hours, according to the size of the roast.

### SWEETBREADS

Wash sweetbreads and soak in slightly salted water for one hour. Plunge them in boiling salted water and boil three minutes. Place in cooker for two hours. Then plunge them in cold water; when chilled, remove membrane. They may be rolled in crumbs and egg and fried, or broken in small pieces to cream.

### PORK TENDERLOIN

Choose thick tenderloin; split them, but not quite through. Make dressing of fine bread crumbs, salt, pepper and melted butter. Stuff tenderloin and bind together. Have tablespoon of melted butter in cooker kettle; add tenderloin and bake in roasting compartment one and a half to two hours.

### BOILED TONGUE

Place tongue in water three hours before cooking. Put in kettle; cover with water and bring to boiling point. Boil thirty minutes; then place in cooker with one hot radiator for eight hours. If wanted for immediate use remove skin and set aside to cool.

### CURRY OF VEAL

1 large onion	1 teaspoon salt
1 tablespoon butter	1 tablespoon flour
1 tablespoon curry powder	1 pint hot water
2 pounds lean veal	

Fry the onion in the butter. Mix curry powder, salt and flour, and stir into the butter and onion. Add gradually the hot water or stock. Cut the veal in small pieces, and brown them in hot fat. Add them to sauce; remove to the cooker for four or five hours, using one radiator. Place meat on hot platter and arrange a border of boiled rice.

### VEAL CROQUETTES

Put the veal in the kettle with enough boiling water to cover. Remove to the cooker for three hours. Use one hot radiator.

Chop fine and season highly with salt, pepper, celery salt, paprika and lemon juice. Use one and a half cups of veal with one cup of thick cream dressing. Shape in cylinders. When cool roll in egg and bread crumbs and fry in hot fat.

**VEAL LOAF**

3 pounds chopped veal	3 tablespoons milk
4 crackers	1 large tablespoon salt
Butter size of egg	½ teaspoon pepper
3 eggs	1 tablespoon sage

Mix the veal with the crackers rolled very fine; add the butter, eggs, milk, salt, pepper and sage. Mix all together and form into a loaf. Bake three hours in the cooker, using both radiators.

**ROAST VEAL**

Select a piece of veal suitable in shape for fitting in the cooker. As veal is usually very lean, add a little butter. Roast in the ordinary way with two hot radiators; bake from one and a half to two hours.

**VEAL ROLLS**

Take thin veal steak off the ham, and cut it in squares. Season these with salt and pepper and wrap around strips of salt pork, fastening each with a toothpick; roll in flour and brown in butter. Thicken the butter left in the pan with flour and add milk; bring this to a boil and pour over rolls. Place in the aluminum vessel, heat thoroughly for twenty minutes and place in the cooker for four hours. Mushrooms may be added to the sauce when ready to serve.

**VEAL AND RICE**

½ cup rice	1 sliced onion
2½ pounds veal	6 tablespoons water
2 tablespoons butter	1 tablespoon meat extract

Boil the rice in salt water till soft (one can do this the day previous). Cut the veal in cubes. Heat the butter in a kettle; add the meat and sliced onion; leave until yellow. Then add the rice, which has been thinned with water and meat extract, and Parmesan cheese if desired. Put the closed kettle in the cooker for forty-five minutes. Use one radiator.

### MEAT RECIPES FOR THE HOME-MADE COOKER

Any of the recipes for boiled meats or stew are, of course, suitable for use with the ordinary box cooker. Those calling for the use of radiators are not. Meats that must be browned can be prepared in the cooker, however, if they are browned over a blaze either before or after they are placed in the cooker.

Here are a few recipes:

#### Roasted Meats

Sear the roast over the fire, turning it constantly in a hot, dry pan; put in a very hot oven with two cups of water and bake twenty minutes. While this is being done, bring the water in the outer kettle to a boil; then place the roast over it; cover and boil hard for five or ten minutes; lift into the cooker and leave all day, reheating at noon and again at serving time. Lift the meat from the upper pan and make a brown sauce from the juice that remains.

#### Stuffed Heart

1 heart	Savory drippings
1 cup broken bread	1 chopped onion
Salt and pepper	

Wash the heart thoroughly inside and out. Dip the bread-crumbs in fat; brown them in the oven; mix with chopped onion and season thoroughly. Stuff the heart with this mixture; sew up the opening and put it on to boil in water sufficient to cover. Boil for ten minutes and set in the fireless cooker for six or eight hours. Remove from the water half an hour before serving; sprinkle with flour, pepper, salt and grated crumbs and brown in the oven.

#### Mock Wild Duck

1½ pounds round steak	Salt and pepper
2 lamb kidneys	Powdered thyme and sage
¼ cup drippings	2 tablespoons flour
½ cup cracker crumbs	1 tablespoon sugar
1 tablespoon minced onion	3 cups water or stock

Choose a steak from the round, about one half inch thick. Trim the kidneys of all fat, cords and veins. Cut into small pieces and spread evenly over the steak, together with crumbs, onion and

seasonings. Roll and tie with a cord. Brown the roll in the drippings; then remove and make a gravy by heating the flour in the fat and adding the water or stock and the sugar. Return the meat to the gravy; heat it thoroughly; place in the fireless cooker and cook until tender. Just before serving time remove the roll and brown it in the oven.

### VEGETABLES

Many vegetables are cooked best in a fireless cooker, because the food value and taste are developed. For those vegetables that are cooked or boiled in water, the usual recipes can be applied. It is only necessary to put sufficient boiling water over the vegetables before placing in the cooker. One radiator is used. In baking such vegetables as potatoes, apples, etc., both radiators are used. Ordinary sized potatoes require from three quarters to one hour cooking time.

Vegetables may be cooked by all of the following three methods, and each housewife should determine to her own satisfaction which method gives the best results:

1. Vegetable first brought to boiling point and placed in cooker without radiator.

2. Vegetable first brought to boil and placed in the cooker with heated radiator.

3. Vegetable placed in cooker cold and raw with heated radiator.

All good cooks are aware that some kinds of vegetables are better when cooked at a boil, such as potatoes and other vegetables containing a large percentage of starch; while other vegetables, such as parsnips, carrots and turnips, containing but little starch, are hardened by high heat and should be cooked slowly without radiators. Again, green peas and asparagus, containing much sugar, are better cooked without the radiators, as there will be no violent boiling.

### ASPARAGUS

Wash the asparagus; cut off tough ends; cover with boiling water and place in cooker for one hour. Drain off the water and cover with milk; season with salt and pepper; heat and serve.

### BOILED BEETS

Wash and scrub, but do not cut the beets. Cover with boiling water and allow to boil fifteen minutes. Place in cooker for two

hours or more, depending upon the age of the beets. Remove from cooker; put beets in cold water for a minute; slip off the skins, and cut the beets in small pieces. Season with salt, pepper and butter, or any sauce you may prefer. To retain the color of the beets leave on the root and about one half inch of leaves.

### BEEF GREENS

Wash and pick over the greens carefully; add one cup of boiling water for each quart of greens. Boil slowly for ten minutes; place kettle in cooker for two hours. Drain off the water; add salt, pepper and butter; reheat and serve.

### PICKLED BEETS

2 cups boiling water	2 cups vinegar
4 tablespoons sugar	1 tablespoon salt
$\frac{1}{2}$ teaspoon pepper	10 cloves
1 stick cinnamon	10 peppercorns

Boil the beets as usual; peel and cut them into slices; place in glass jar. Mix the sugar, salt, pepper and spices in the water; add vinegar and heat almost to the boiling point. Pour this over the beets and allow them to stand twenty-four hours before serving.

### BAKED BEANS

Clean the beans and soak in cold water over night. Drain off this water and add enough fresh water to cover them. Add a half pound of salt pork to each quart of beans (measured before soaking); add salt, pepper and molasses or sugar to suit taste. Boil for ten or fifteen minutes; place kettle in cooker for six or eight hours. Remove to earthen dish and bake for two hours or until beans are well browned.

### BOILED CABBAGE

Remove outside leaves; cut into quarters and cut out tough center. Put into kettle and cover with boiling salted water; allow to boil for ten minutes without cover. Cover and place in cooker for one hour. Season with butter, salt and pepper, or serve with cream sauce.

**BOILED CARROTS**

Wash and scrape the carrots; cut into slices or cubes; place in kettle and cover with boiling water. Allow to boil for five minutes; add salt and place in cooker for three hours. Drain and serve with a cream sauce or melted butter. Carrots may be cooled and used in a salad if preferred.

**CARROTS AND PEAS**

Cook the carrots as usual; when done, drain; add one can of peas and allow to simmer for ten minutes; add salt, pepper and butter and serve at once.

**CAULIFLOWER**

Remove outside leaves from cauliflower and place it in cold water; allow to remain a half hour. Place in kettle and cover with boiling water; add one teaspoon of salt and boil slowly five minutes; place in cooker for one hour. Drain and serve with cream sauce.

**CREAMED CELERY**

Wash, clean and cut into small pieces enough celery to make three cups; place in kettle and cover with boiling water, allow to simmer five minutes. Place in cooker for two hours; drain and serve with cream sauce.

**BAKED CORN**

6 ears corn	$\frac{1}{4}$ cup butter
1 cup boiling milk	Salt and pepper

Cut the grains from the cobs; add boiling milk, butter, salt and pepper to taste. Put in buttered baking dish; dot with small pieces of butter and bake in cooker for one hour.

**BAKED CORN AND TOMATOES**

Fill a baking dish with alternate layers of canned corn, tomatoes and toasted or fried bread crumbs, adding plenty of salt and pepper, a suspicion of sugar and generous piece of butter. Have the top layer of crumbs. Bake for one hour.



### BOILED GREEN CORN

Remove the husks and threads; place corn in kettle; cover with boiling water and boil for three minutes. Place in cooker for one hour or more, depending upon the age of the corn. Drain and serve with salt and butter.

### LIMA BEANS—FRESH

Wash the beans and cover with water. Add a small piece of salt pork or butter and boil for ten minutes; season and place in cooker for two hours or more. Season to taste with salt and pepper.

### LIMA BEANS—PURÉE

1 cup dried beans	1 stalk celery
2 cups water	1 teaspoon salt
1 slice onion	Dash of pepper
2 tablespoons butter	

Soak the beans over night. Drain; add fresh water and a pinch of soda. Boil fifteen minutes; add onion and celery cut into small pieces; place in cooker over night. Rub through sieve; add butter, salt and pepper, and serve hot.

### BOILED ONIONS

Cover the onions with boiling water. Add salt and boil three minutes. Cook two hours or longer, using one hot radiator. Drain; season with salt, pepper and butter; or serve with cream sauce.

### PARSNIPS

Wash and scrape the parsnips; cut in slices about one fourth of an inch thick; cover with boiling salted water and allow to boil for five minutes. Place in cooker for three hours. Drain and brown in frying pan or season with salt, pepper and butter.

### PEAS

Shell the peas; throw them into boiling water and let them boil slowly for five minutes. Add salt, pepper and butter. Place in cooker for two hours or more.

**MASHED POTATOES**

Wash and pare the potatoes; cut into pieces of uniform size; cover with boiling salted water and boil for five minutes. Place in cooker for an hour or an hour and a half, depending upon the size of the pieces and amount in the kettle; drain, mash, add salt, pepper, milk and butter. Beat until smooth.

**STEAMED POTATOES**

Wash the potatoes in fresh water; put them into the kettle and cover with water (hot water preferred), clamping the lid on the kettle. Heat one radiator twenty minutes; place kettle over the radiator while heating. Pour the water off the potatoes, allowing only a little to remain and put the kettle into the cooker over the radiator. Cook for an hour and a half. Potatoes may be pared or unpared.

**BAKED POTATOES**

Wash and dry medium-sized potatoes; put them in a pan and bake in the fireless for forty-five minutes. After fifteen minutes raise the cover quickly and allow the steam to escape.

**CREAMED POTATOES**

Wash and pare the potatoes; cut into one-half-inch cubes; place in kettle and cover with boiling salted water. Boil three minutes and place in cooker for forty-five minutes. Drain and cover with cream sauce. Large amounts of potatoes may be cooked in the cooker in this way without danger of their breaking.

**SCALLOPED POTATOES**

1 pint raw potatoes	$\frac{1}{2}$ small onion
Butter	$\frac{1}{2}$ cup bread crumbs
Salt and pepper	1 cup milk

Peel and slice the potatoes; put them in the kettle in layers, covering each with salt, pepper, butter and a little onion. Put a layer of bread crumbs on top; pour on the milk; heat thoroughly and place in the cooker. Use two radiators and bake two and a half hours.

### POTATOES FOR SALAD

Select potatoes of uniform size; wash and remove the eyes. Place potatoes in kettle and cover with boiling water. Add one tablespoon of salt for each quart of water. Boil five minutes if potatoes are small, ten if large. Place in cooker for two hours. Drain and allow to cool uncovered.

### SAUER KRAUT

Place a pound of sliced fresh pork in a vessel and add a quart of sauer kraut; cover with water and boil for ten minutes. Put in the cooker and allow it to remain for six hours.

### SPINACH

Clean and wash the spinach, carefully removing roots; place in kettle and add half as much boiling water as spinach; salt and boil slowly ten minutes. Place in cooker three hours; drain; add butter, salt and pepper. Serve with vinegar and hard-boiled eggs.

### STUFFED PEPPERS

To prepare red and green sweet peppers for stuffing, cut off the top and with a knife cut out and remove the veins and seeds. The peppers may be filled with a variety of mixtures—chopped cold meats and seasoned bread crumbs and onion juice, or other seasoning, or plain boiled rice; in any or all cases moisten liberally with melted butter. Stand close together in a dish; pour on a little stock or boiling water and bake in the cooker for one half hour.

### SQUASH

Cut the squash into pieces; remove seeds and pare. Cut into small pieces and add water almost to cover. Boil ten minutes and place in cooker two hours. Drain, mash and season with butter, salt and pepper. If the butter is browned slightly it will improve the flavor.

### STRING BEANS

Break rather than cut the beans into small pieces of about one half inch and, unless they are very fresh, it is well to soak them in ice water one hour before cooking. Then throw them into boiling water; season with salt and pepper and a little butter. Cover the dish; place in the cooker and leave two hours or more.

**BAKED SWEET POTATOES**

Prepare in the same way as white potatoes and bake by same method. They will cook in about the same time.

**WHITE TURNIPS**

Wash and pare the turnips; cut into slices and cover with boiling water. Cook for ten minutes and place in cooker for four hours. Drain and mash; season with salt, pepper and butter and serve hot. Use two radiators.

**YELLOW TURNIPS**

Prepare yellow turnips or rutabagas, as they are sometimes called, in the same manner as white turnips, but leave in the cooker from one to two hours longer, as they require more cooking.

**BOILED TOMATOES**

Wash the tomatoes and pour boiling water over them, allowing them to remain in it about one half minute or less if they are very ripe. Cover with cold water and peel. Cut into pieces and add salt, pepper to taste, butter and a small amount of sugar. Boil for five minutes; place in cooker and allow to remain one hour.

**STEWED TOMATOES**


1 tablespoon butter	1 quart tomatoes
1 level tablespoon flour	1 tablespoon sugar
Salt and pepper	

Rub the butter, melted, into the flour; add the tomatoes and seasoning and put in the covered kettle in the cooker for twenty-five minutes. Use one radiator.

**BAKED MACARONI**

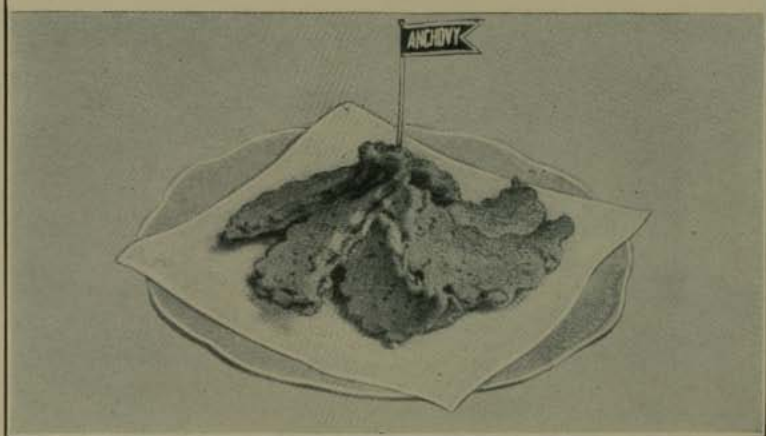
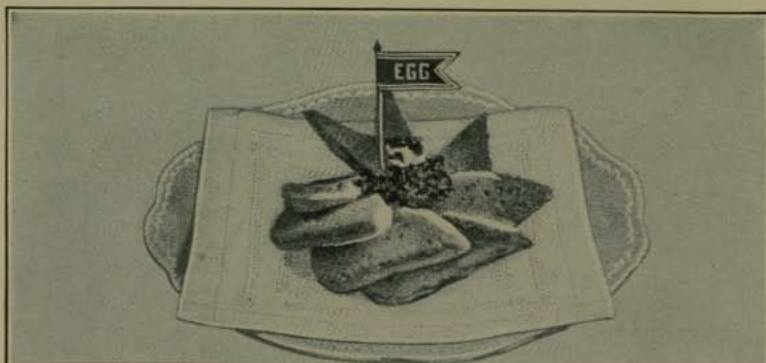
$\frac{1}{2}$ pound macaroni	2 cups cream sauce
$\frac{1}{2}$ teaspoon salt	$\frac{1}{2}$ cup bread crumbs

Break the sticks into small pieces; add salt and boil for thirty minutes. Add cream sauce and bake for two and a half hours, using both radiators. Reheat and serve.



### HOW TO MAKE PASTRY

Mixing the Dough      Fluting the Crust      Health Pie



SANDWICHES

### MACARONI WITH CHEESE

Cook the macaroni as for baking. Place a layer of macaroni in a pudding dish; cover with a layer of cream sauce and a layer of grated cheese. Alternate until the dish is filled. Put layer of bread crumbs on top with bits of butter. Bake for two hours, using both radiators.

### MACARONI WITH TOMATOES

Prepare macaroni as for baking. Put layer of tomatoes in pudding dish; cover with macaroni; season with salt, pepper and butter. Repeat this until the dish is full. Sprinkle cracker crumbs on the top with bits of butter. Bake slowly for an hour.

### BREAD AND BISCUITS

In baking bread or biscuits the fireless cooker is a pronounced success, as it browns the crusts and bakes thoroughly without burning. The cooker is also an excellent place to set the sponge to rise, for the temperature is always the same, and no matter what condition the kitchen may be in over night, the sponge will be kept perfectly warm.

Use two radiators for baking bread, biscuits, cakes and pies, placing one radiator below bread or pastry rack and one above, and have only one pan of bread, cake or pie in the rack at a time. After the pastry has been in the cooker ten or fifteen minutes, open and close quickly the top of the cooker and let the steam escape. Do not open again until the full cooking time has elapsed. Opening the cooker and letting out the steam prevents the bread and pastry from becoming soggy and permits it to brown.

The regular recipes can be used, but several are here given. A few experiments will enable one to make a satisfactory time schedule.

#### BREAD

4 potatoes	1 cake compressed yeast
1 quart water	1 tablespoon lukewarm water
2 tablespoons salt	3 quarts flour
4 teaspoons sugar	2 tablespoons lard

Boil the potatoes in the water. When thoroughly done, mash; add salt and sugar. Dissolve the yeast cake in lukewarm water; mix potato water and yeast together; place this in small aluminum

dish and leave over night in the cooker, so as to keep it warm and out of drafts. In the morning rub the lard into the flour; add the yeast; mix down, adding enough flour to make it stiff; place this in large aluminum pail and put it into the cooker to rise. When light, cut into loaves; work down smooth and put in the large aluminum vessel. Have the radiators hot and use them just the same as when roasting beef.

## TEA BISCUITS

Follow the usual recipe and bake with two very hot radiators.

### BOSTON BROWN BREAD No. 1

2 cups yellow corn meal	1 heaping teaspoon baking soda
2 cups graham flour	1 cup hot water
1 cup wheat flour	1 cup New Orleans molasses
1 teaspoon salt	1 quart buttermilk
2 teaspoons melted lard or butter	

Mix the corn meal, graham flour, wheat flour and salt thoroughly together. Dissolve the soda in the hot water. Whip all the liquids together; turn into the mixed flour; beat well and add the melted lard or butter. Bake in the cooker, using two very hot radiators, for about an hour and a half.

### BROWN BREAD No. 2

1 quart buttermilk or sour milk	2 cups yellow corn meal
1 tablespoon melted butter	1/2 cup currants or raisins
1 tablespoon soda	1 teaspoon cinnamon
1 tablespoon salt	3/4 teaspoon allspice
1 cup New Orleans molasses	1/2 teaspoon nutmeg
4 cups coarse graham flour	1/4 teaspoon ginger

Mix the first five ingredients thoroughly; add the flour and meal; mix well; add the fruit and spices. Bake for three hours, using two radiators.

The fruit and spices may be omitted if desired.

### STEAMED GRAHAM BREAD

3 cups graham flour	1 cup white flour
1 teaspoon salt	3 teaspoons soda
1 cup molasses	2 1/2 cups sour milk

Mix and cook the same as Boston Brown Bread, using one radiator.



CAKE

Any kind of cake can be baked in the fireless cooker; but different cakes require different heats, which can only be learned by experience. For instance: a batter with butter in it requires more heat than a light batter without butter. One must consider this fact in heating the radiators and in keeping the cake in the cooker. Use ordinary cake pans, placing same in bread and pastry rack which is furnished, using two radiators. It is a good plan after the cake has been in the cooker ten or fifteen minutes to open the top quickly and let the steam escape.

Below are a few recipes that have been well tried out on the fireless cooker.

ANGEL CAKE

1 cup sifted flour	Whites of 8 to 10 eggs
1 $\frac{1}{4}$ cups sifted sugar	Pinch of salt
$\frac{1}{2}$ teaspoon cream of tartar	

Sift the flour four or five times before measuring; then sift and measure the sugar. Add the salt to the eggs; beat them to a froth; add cream of tartar and beat until very stiff. Stir in sugar; then flour, very lightly. Put in a pan in the pastry rack and bake between two moderately hot radiators.

SPONGE CAKE No. 1

2 eggs	1 teaspoon baking powder
1 cup sugar	$\frac{1}{2}$ cup hot milk
1 cup flour	1 teaspoon flavoring

Beat the yolks; stir into them the sugar and beaten whites; then fold in the flour and baking powder, well sifted. Add the hot milk and flavoring and bake for thirty minutes, using both radiators.

SPONGE CAKE No. 2

4 eggs	Juice and rind of $\frac{1}{2}$ lemon
1 cup sugar	1 cup flour

Beat the yolks and whites of the eggs separately. Into the yolks stir the sugar, lemon and whites; then fold in the flour. Bake between two moderately hot radiators for twenty-five minutes.

## CHRISTMAS CAKE

1½ pounds flour	1 pound sugar
1 teaspoon cinnamon	1 pound butter
1 teaspoon nutmeg	12 eggs
¼ teaspoon cloves	⅔ cup currant jelly
⅔ teaspoon allspice	1 teaspoon soda
1 pound citron	1 cup molasses
1 pound currants	1 teaspoon salt
2 pounds seeded raisins	Dash of red pepper

Divide the flour into two parts; into one half put the cinnamon, nutmeg, cloves and allspice, and into the other mix the fruit. Cream the butter and sugar; add the eggs, well beaten, then the soda, dissolved in a little warm water and mixed with the molasses, salt and pepper. Put in round buttered pans and bake between two moderately hot radiators for two hours.

## GINGERBREAD

¾ cup lard	1 tablespoon mixed spices
1 cup sugar	1 tablespoon ginger
3 eggs	1 dessertspoon soda
1 cup molasses	1 tablespoon hot water
1 tablespoon cloves	Flour
	1 cup boiling water

Cream the lard and sugar; add the other ingredients in the order named, dissolving the soda in the hot water before using.

## SOUR-MILK CAKE

1 cup sour milk	1 egg
1 cup sugar	1 level teaspoon soda
½ cup butter	½ cup chopped raisins
2 cups flour	Spices to taste

Mix all well together. Bake in a loaf with two radiators.

## NUT CAKE

½ cup butter	2 cups flour
1 cup sugar	2 teaspoons baking powder
Yolks of 2 eggs	1 cup chopped nuts
½ cup milk	Whites of 2 eggs

Chop the nutmeats and sprinkle with flour. Cream the butter, sugar and yolks; add the milk, then the flour in which the baking

powder has been sifted; then the nut-meats and, last, the well-whipped whites. Bake in layers or in round cake dish. Remove and ice with caramel icing and nut-meats. Bake with two radiators.

### **DRIED FRUITS**

Dried fruits are especially satisfactory when prepared in the fireless cooker; for they can be cooked the long time that is necessary to their perfection, without danger of being broken or reduced to a mush.

#### **APPLES**

Wash the apples in cold water, soak over night and cook in the water in which they were soaked. Boil slowly for ten minutes, adding sugar, lemon and spices to taste. Place in cooker for six hours.

#### **APRICOTS**

Wash the fruit carefully and allow it to soak in cold water over night. Boil slowly for ten minutes in same water; add sugar to taste and place in cooker for four hours.

#### **BLACK FIGS**

Wash figs and soak over night in cold water. Boil slowly for five minutes in same water in which they were soaked; add sugar to taste; cook until sugar is dissolved; place in cooker for three or four hours. Serve cold with cream.

#### **FIGS**

Cut stems from figs; cover with cold water; add a slice of lemon and simmer for five minutes. Add sugar to taste and cook five minutes longer. Place in cooker for three hours.

#### **DRIED PEACHES**

Wash peaches in cold water; drain and cover with fresh water; allow to soak over night. Boil slowly for ten minutes in water in which they were soaked; add sugar to taste and place in cooker for four hours.

## DRIED PEARS

Cook pears the same as peaches. A few whole cloves, a small piece of cinnamon and a slice of lemon added while pears are boiling will improve their flavor.

## PRUNES

Wash the prunes in cold water; cover with fresh water and allow to soak over night. Simmer for five minutes in the same water in which they were soaked; add sugar to taste and when sugar is dissolved and the prunes boiling hot, place in the cooker for four hours.

## BREAD PUDDING

2 tablespoons butter	Pinch of salt
Yolks of 4 eggs	Nutmeg if desired
5 tablespoons bread crumbs	Whites of 4 eggs
$\frac{1}{2}$ teaspoon baking powder	

Cream the butter; add the yolks of the eggs and stir well; add the bread crumbs, salt and nutmeg; fold in the whipped whites of eggs; add the baking powder and pour into a pudding dish. Boil in a kettle of boiling water on the stove for fifteen minutes; then place in the cooker for one hour. Use two radiators.

## COTTAGE PUDDING

1 cup sugar	1 cup milk
$\frac{1}{4}$ cup butter	2 cups flour
1 egg	2 teaspoons baking powder

Take the sugar, butter and egg and beat well together; add the milk and the baking powder well sifted in the flour. Bake in shallow pan between two moderately hot radiators for twenty minutes. Serve with sauce.

## FIG PUDDING

1 cup sugar	4 level teaspoons baking powder
$\frac{1}{2}$ cup butter	$2\frac{1}{3}$ cups flour
$\frac{1}{2}$ cup water	$\frac{1}{2}$ cup figs chopped fine
	Whites of 4 eggs

Cream the butter; add the sugar gradually; sift the baking powder with the flour, and add milk and flour alternately; add

figs and fold in the whites of eggs. Pour mixture into buttered molds; place mold in kettle and add boiling water until it almost comes to top of molds. Boil fifteen minutes and place in cooker for two hours. Serve with hard sauce.

### CHERRY PUDDING

Follow the recipe for Fig Pudding, adding one cup of fresh cherries. If the cherries are very juicy add about two tablespoons more of flour. Cooked cherries may be used: drain them and save the juice for sauce.

### TAPIOCA AND APPLES

$\frac{1}{2}$  cup pearl tapioca  
4 cups boiling water  
1 teaspoon salt  
 $\frac{3}{4}$  cup sugar  
6 sour apples

Soak the tapioca in cold water for two hours. Drain and add the boiling water; boil five minutes; add the sugar and salt, and when the sugar is dissolved, place in the cooker for two hours. Pare and core the apples; cut into pieces or leave whole; place in buttered dish and cover with cooked tapioca. Bake until apples are soft. Serve with cream and sugar.

The minute tapioca may be used, and it needs no soaking.

### TAPIOCA CUSTARD PUDDING

1 cup pearl or minute tapioca  
1 cup water  
3 cups milk  
3 eggs  
 $\frac{3}{4}$  cup sugar  
1 teaspoon salt  
1 tablespoon butter

Soak pearl tapioca in cold water one hour; drain and add water. Heat to boiling point; add milk, sugar and salt, cook slowly for five minutes, being careful not to let it burn. Place in cooker for two hours. Add the well-beaten eggs and butter. Pour the mixture into a buttered pan and bake until brown.

The minute tapioca needs no soaking.

### OTHER PUDDINGS

Puddings which require considerable cooking are usually better if prepared by the fireless method. Rice pudding will require about five hours.

## APPLE PIE

Line the plate with the crust. On the bottom scatter a quarter of a cup of sugar mixed with a tablespoon of flour, laying apples carefully up to the desired thickness. Sprinkle sugar on the top and put in small pieces of butter. Place in the cooker, using both radiators, for about forty-five minutes.

Any fruit pies can be baked in this manner.

## CHERRY PIE

Stone ripe cherries; sweeten to taste; and sift a small quantity of flour over the fruit to thicken the juice. Bake in two crusts in the cooker for one hour.

## CUSTARD PIE

Make a custard of two eggs, half a cup of sugar, a pint of milk, a little butter and flavoring. Make the paste in the usual way and put it in a round pie dish that will fit in the large compartment. Fill in the usual way and bake in the cooker with two radiators, one above the pie and the other below it.

## LEMON PIE

1 cup boiling water	1 cup sugar
1 tablespoon cornstarch	$\frac{1}{4}$ cup butter
1 tablespoon cold water	1 egg

Juice and rind of 1 lemon

Put the water into small saucepan and add cornstarch stirred smooth in cold water; when it boils after stirring, set off the stove and add butter and sugar, previously well stirred together. When cool add egg and lemon. Pour into crust in pan and remove to cooker, using both radiators. This will bake in twenty minutes. After baking, cover with meringue and place in the cabinet to brown, again using both radiators.

## PUMPKIN PIE

2 eggs well beaten	2 cups milk
$\frac{3}{4}$ cup sugar	$1\frac{1}{2}$ cups cooked pumpkin

Mix the ingredients; salt to taste, season with nutmeg, cinnamon, a little ginger and melted butter. Bake in the cooker one hour.

FROZEN DESSERTS

As the cooker retains cold as well as heat, any frozen dessert which does not require to be stirred—mousse or parfait, for instance—can be made in them. Set one pail inside of the other, filling the outer one with chopped ice and salt and the inner one with the prepared mixture. Let stand for about five hours.












**PAPER-BAG COOKERY**





## PAPER-BAG COOKERY

IT would be absurd to claim that cooking in paper bags is to take the place of cooking by all other methods; but it appeals to many housewives as an economical, labor-saving method of preparing a meal. The sealed bag prevents loss of rich juices and flavors; prevents loss of weight in meats; and saves the washing of pots and pans—always a disagreeable task. Further, the paper bag, like the casserole and the fireless cooker, offers opportunity for economy in meats; for cuts of meat and poultry too tough for use by the old method are made tender by cooking in the paper bag.

Success depends in large measure upon the bags, and it is safe to use only those manufactured for the purpose. These are odorless and entirely free from impurities. A bag containing a break or hole should never be used and in cooking very juicy dishes it is sometimes wise to set the rack holding the bag on a shallow dish so that in case the bag should break there may be no loss of juices. *Always place the seam side up.*

Select a bag that will conveniently hold the food—one that is neither too large nor too small. Grease it thoroughly on the inside, using butter or drippings. The grease makes the paper still more air-proof and is essential to the success of the process. Apply the grease with a brush, taking care to select one from which the bristles will not be likely to fall; or, better, put several tablespoons of melted grease in the bag; lay it flat on the table and press from the bottom upward until both sides are thoroughly greased.

When the food is prepared, put it in the bag carefully; fold the open end several times and fasten with paper clips or pins. Fold the corners at the other end of the bag also to insure against

leakage. Do not crease with the finger nail or the paper may break in the oven. Some cooks moisten the bags to make them more pliable.

Be sure that the oven is well heated when the food is put in. A gas oven should be lighted for at least ten minutes before using and the average oven heat should not be less than 200° F. On the other hand the oven should not be too hot, or the bags will char quickly and it will be almost impossible to remove the food.

After the first fifteen minutes the heat should be slightly reduced; for long, slow cooking will secure a better result. Let the bag rest on a rack and not on the floor of the oven, as the air should circulate freely around it. If the oven shelves are solid, the bag should be elevated on a wire rack or broiler laid across a pan. The rack is a wise provision anyway, as it makes the removal of the bag easier.

If the temperature is right the food will brown in the closed bag; but many cooks advise puncturing the bag when the product is nearly done in order to make the brown crust a certainty.

If the bag should accidentally break before the food is done, place it in another bag or fold over the broken portion and fasten with paper clips. There is really small danger of breakage if the proper precautions are taken.

To remove the food, open the door of the oven—very carefully if it is a gas oven, as a heavy jar will sometimes set fire to the paper; hold a flat board or platter in the left hand and slip the bag gently upon this. Open the bag and remove the contents.

### PANNED OYSTERS OR CLAMS

Put the oysters or clams into a buttered bag and cook for about fifteen minutes. Add butter and seasoning and serve.

### BREADED OYSTERS

Wash the oysters; dip them in beaten egg; roll in fine bread crumbs; put into a buttered bag with two tablespoons of melted butter; seal the bag and cook in a hot oven for about eight minutes.

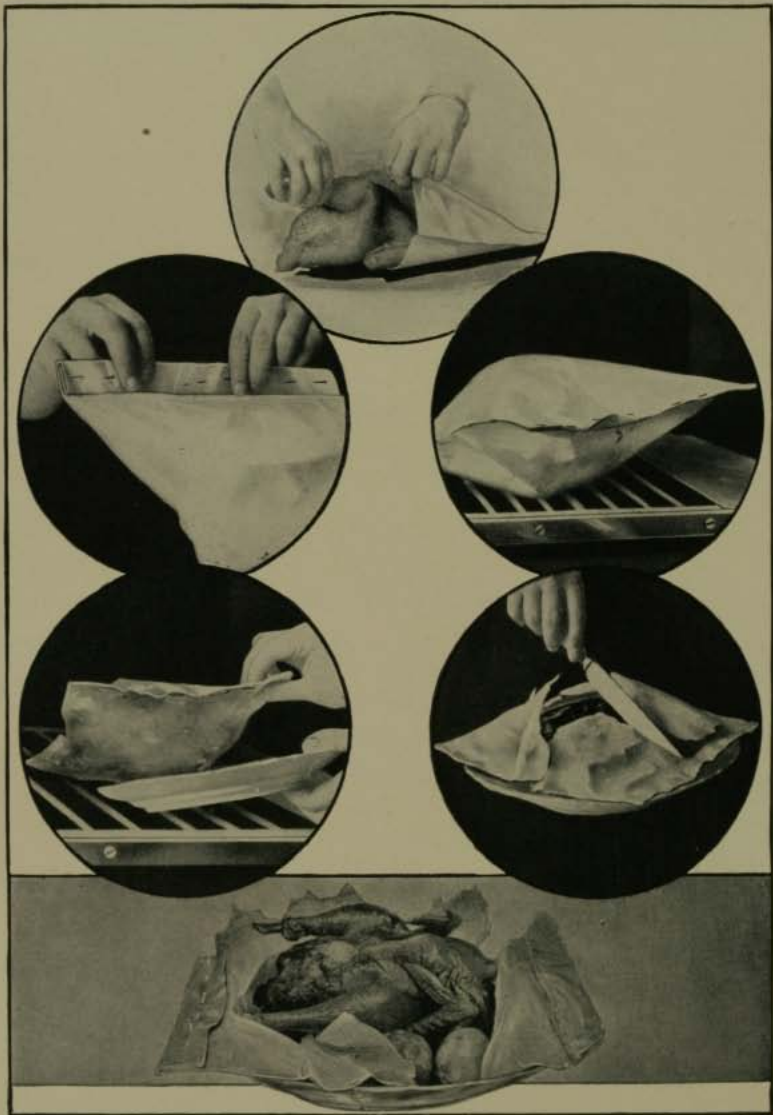


**HOT BREAD**

Tea Biscuit

Corn Muffins

Tea Rolls



*Courtesy of the Union Bag and Paper Co.*

### HOW TO USE THE PAPER BAG



### BAKED FISH IN PAPER BAG

Clean the fish in the usual way; season and roll in flour or corn meal. Place in a well-buttered bag and bake in a hot oven for about fifteen minutes.

Haddock, cod or small fish are good cooked in this way. Serve with sauce like any other baked fish.

### SMEELTS SUR LE PLAT

Clean and wash the smelts; season and roll in flour. Place in a buttered bag with a small onion, a little lemon juice and water and a tablespoon of butter. Cook for about fifteen minutes.

### SPANISH MACKEREL IN BUTTER

Take a choice fillet of mackerel; season and slip into a paper bag. Cover with fresh bread crumbs; pour drawn butter over the whole and cook for twenty minutes. When done, remove to platter; sprinkle with chopped parsley and serve.

### STUFFED FISH

Haddock, bluefish, shad and bass are excellent stuffed and baked in paper bags. Make the stuffing in the usual way; stuff the fish and bake in a buttered bag for twenty minutes or more according to the size of the fish.

### ROAST QUAIL

Clean the quail thoroughly, cover with thin slices of bacon; season and put in a buttered bag, adding a little butter. Cook for eight minutes.

### ROAST CHICKEN

Prepare the chicken as usual; spread over the breast butter or drippings; put in a paper bag; fold in the end and fasten with clips. Cook on a grid shelf in a moderately hot oven for about forty minutes, with potatoes if desired. Serve with a brown sauce made from the juices in the bag.

**CHICKEN SAUTÉ**

Take the legs and wings of a chicken and season well; add two or three sprigs of parsley, broken into small pieces, and a small onion, chopped. Mix with a tablespoon of butter; put into a bag and cook for twenty-five minutes.

**MUTTON STEW**

2 pounds neck of mutton	1 tomato sliced
1 chopped onion	Salt and pepper
1 potato cut in cubes	1 tablespoon flour
1 carrot cut in cubes	$\frac{3}{4}$ cup cold water

Cut the mutton into small pieces and mix thoroughly with the other ingredients. Pour into a greased paper bag and cook for about half an hour.

**MUTTON CUTLETS**

Cut the best end of a neck of mutton into cutlets; flatten and trim neatly. Season with salt and pepper and place in a well-buttered bag; fold in the ends; fasten with clips and cook in a moderate oven from twelve to fifteen minutes.

**BEEF STEW**

2 pounds round beef	Salt and pepper
10 mushrooms	1 cup brown sauce
10 small onions	3 tablespoons currant jelly

Cut the beef into two-inch cubes; put with the other ingredients into a well-greased paper bag and cook for about one hour.

**BEEF LOAF**

Follow the recipe given in the chapter on "Meats," but bake in a well-buttered paper bag. Make a brown sauce from the juices that are in the bag.

**ROAST BEEF WITH POTATOES**

Wipe the meat with a wet cloth; sprinkle with salt and pepper and put in a well-buttered paper bag. Add pared potatoes and two ounces of butter; close the bag and bake, allowing one hour to four pounds of beef.

### SCALLOPED SWEETBREADS

1 pair sweetbreads	1 tablespoon butter
1 egg	Bread crumbs
Salt, pepper and flour	

Cut the sweetbreads in half lengthwise; season and dust with flour. Dip in beaten egg; roll in bread crumbs and put into a greased paper bag together with the butter. Cook thirty-five minutes.

### KIDNEY

Lamb or veal kidney	2 tablespoons currant jelly
6 mushrooms	2 tablespoons brown sauce

Wash the kidney as usual; cut into thick slices; put in a buttered bag; cover with sliced mushrooms; add jelly and brown sauce and cook for ten minutes.

### STEAMED CAULIFLOWER

Wash the cauliflower carefully and place it in a buttered bag with two tablespoons of milk. If desired brown, spread the cauliflower with butter. Cook in a very hot oven for forty-five minutes.

### STEAMED TURNIPS

Wash and pare the turnips and cut them into small pieces; add several tablespoons of butter; put in a buttered bag and cook for about twenty-five minutes. Serve with cream sauce.

### STEAMED CARROTS

Wash and scrape the carrots and put them whole into a well-greased bag. Add one teaspoon of water for each carrot and cook for about thirty minutes. Serve with cream sauce.

### GREEN PEAS

1 pint peas	$\frac{1}{2}$ tablespoon butter
$\frac{1}{4}$ teaspoon salt	Pepper
$\frac{1}{2}$ teaspoon sugar	$\frac{1}{2}$ cup water

Mix the ingredients; pour into a greased bag and cook for about thirty-five minutes.

## BAKED TOMATOES

6 tomatoes  
Salt and pepper

2 tablespoons fine bread crumbs  
1 tablespoon butter

Cut the tomatoes in half; sprinkle with salt, pepper and bread crumbs and bits of butter. Put in a greased bag and bake about twenty minutes.

## POTATO CHIPS

Wash and peel several potatoes; cut them into very thin slices and dry thoroughly in a cloth. Put into a well-buttered bag; fasten with clips and place on a grid shelf in a hot oven. The chips should be crisp in about fifteen minutes. Turn the bag several times during the cooking. Season the chips and serve.


## SAUTÉ POTATOES

Peel cold potatoes and cut into thin slices; seasoning with pepper and salt; and mix thoroughly with melted butter. Put in a buttered paper bag and cook about twenty minutes, turning the bag several times.





**CHAFING-DISH COOKERY**







## CHAFING-DISH COOKERY

**T**HE frying pan "that got into society" is too familiar to need an introduction, and where there are few servants it does occasionally make the serving of evening refreshments easier. At any rate the chafing dish has gained wide popularity, and nearly every woman who entertains is on the lookout for new recipes.

A few practical suggestions may be worth while:

Be sure that the lamp is filled and in working order.

Place the dish on a tray to protect the table from fire.

Have all the ingredients ready.

Use the hot-water pan only when the preparation requires steaming or will be likely to burn.

To cook quickly or to cook anything brown use only the blazer, and have it hot before turning in the food.

### BOULLON

2 teaspoons beef extract

$\frac{1}{2}$  teaspoon onion juice

1 quart water

Salt and pepper

Pinch of mace

Heat the water; add the extract and seasonings. Serve in bouillon cups, with salted wafers.

### SHRIMP WIGGLE

1 cup canned peas

1 small can shrimps

1 tablespoon butter

1 tablespoon flour

1 cup milk

$\frac{1}{2}$  teaspoon salt

Dash of red pepper

Melt the butter; stir in the flour and seasoning; then add the milk gradually. When it thickens empty into it the peas and shrimps; cover and when heated through serve in patty cups or on crackers.

**CREAM OF TOMATO**

1 can tomato soup                      1 cup cream or milk

Heat the soup; stir in the cream or milk, preferably hot; add more seasoning if needed and a small piece of butter if milk is used instead of cream. Serve with salted wafers or buttered toast.

**RINKTUM DITTY**

2 tablespoons butter                      Dash of paprika  
2 cups grated cheese                      Salt  
1 cup tomatoes                              Worcestershire sauce  
¼ teaspoon soda                              1 egg

Melt the cheese in the butter; add the tomatoes, soda and seasoning, then the egg, well beaten. Serve on toast or crackers.

**CHICKEN HOLLANDAISE**

1 cup cold chicken                          1 tablespoon lemon juice  
2 tablespoons butter                          ¼ cup milk  
Salt and paprika                              1 egg

Cook the chicken in the butter for five minutes; add the seasoning and lemon juice. When thoroughly mixed add the milk and the egg, well beaten. Stir until it thickens and serve in patty cups or on crackers.

**ENGLISH MONKEY**

½ cup bread crumbs                          ½ cup grated cheese  
½ cup milk                                      Salt and red pepper  
1 teaspoon butter                              1 egg

Soak the crumbs in the milk for twenty minutes. Melt the cheese in the butter; add the seasoning; stir in the soaked bread crumbs and cook several minutes. Then add the egg, well beaten, and as soon as that is stirred in serve on toasted soda crackers.

**WELSH RAREBIT**

1 tablespoon butter                          1 egg  
1 pound American cheese                      ½ teaspoon mustard  
½ cup milk                                      1 teaspoon Worcestershire sauce  
Salt and red pepper

Chop the cheese into fine pieces and melt them in the butter. Stir constantly and gradually add the milk. Beat the egg; mix

well with the seasoning and stir into the chafing dish. When the whole mixture is thoroughly heated pour it over toasted bread or crackers.

### MEXICAN RAREBIT

1/2 tablespoon butter	1 pint can tomatoes
1 small onion	1 egg

Salt and red pepper

Cut the onion in small pieces and fry in the butter until brown. Then add the tomatoes and seasoning and cook until the tomatoes are tender. Just before serving add the egg, well beaten. Serve on toasted crackers.

### MACARONI RAREBIT

1 cup boiled macaroni	1/2 teaspoon mustard
1 tablespoon butter	1/2 teaspoon paprika
1/2 cup grated cheese	2 eggs
1/2 teaspoon salt	1/2 cup milk

Squares of buttered toast

Heat the boiled macaroni in the butter, with the cheese and seasonings. When hot and the cheese melted, add the eggs, well beaten in the milk. Stir until the rarebit thickens and serve on toast.

### MT. CLEMENS RAREBIT

6 ounces American cheese	2 chopped green peppers
2 ounces butter	1/2 can red kidney beans

Squares of buttered toast

Melt the cheese; add the butter, then the pepper, and last, the beans. When thoroughly hot serve on buttered toast.

### CURRIED EGGS

4 hard-boiled eggs	1/2 teaspoon curry powder
1 cup cream sauce	Salt and pepper

Chop the eggs; heat thoroughly in the sauce; add curry powder, more salt and pepper, and serve in patty shells or on squares of buttered toast.

## STIRRED EGGS

1 tablespoon butter	$\frac{1}{2}$ teaspoon salt
$\frac{1}{2}$ cup brown sauce	$\frac{1}{2}$ saltspoon pepper
5 eggs	1 tablespoon chopped parsley

Buttered toast

Melt the butter; add the gravy; when hot stir in the beaten eggs. Season and stir until the eggs thicken. Serve on toast and sprinkle with parsley.

## TOMATO SCRAMBLE

1 tablespoon butter	$\frac{1}{2}$ teaspoon salt
4 eggs	$\frac{1}{2}$ saltspoon pepper
4 tablespoons milk	1 cup canned tomatoes

Melt the butter; stir in the eggs, well beaten with the milk; add the tomatoes after they have been drained; season and cook until the eggs thicken.

## STOCK SCRAMBLE

1 cup stock	$\frac{1}{2}$ sweet green pepper
$\frac{1}{2}$ onion	6 eggs

Salt and red pepper

Beat the eggs very thoroughly in a shallow bowl. Place the stock in the chafing dish together with the onion and pepper, both finely chopped; cover and when hot throw in the eggs and scramble slightly. Season and serve with thin slices of bread and butter.

## CHEESE SCRAMBLE

6 eggs	1 tablespoon butter
4 tablespoons milk	1 cup broken cheese

Salt and pepper

Beat the eggs thoroughly and stir into them the milk and seasoning. Melt the butter in the chafing dish; pour in the eggs and milk; then the cheese. Stir occasionally until the eggs are cooked. Serve with crisp crackers.

## TERRAPIN

The prepared terrapin is best for use in the chafing dish and needs only to be thoroughly heated and seasoned. Add a little currant jelly and serve.

OYSTER PAN-ROAST

- |                     |                         |
|---------------------|-------------------------|
| 1 tablespoon butter | Salt and pepper         |
| 1 pint oysters      | 6 slices buttered toast |

Put the butter in the chafing dish and when it melts add the oysters, washed, and the juice which has come from them, strained. Season; cover; cook for two minutes and serve on the buttered toast.

CREAMED OYSTERS AND CELERY

- |                      |                                     |
|----------------------|-------------------------------------|
| 1 pint oysters       | $\frac{1}{2}$ teaspoon salt         |
| 2 tablespoons butter | $\frac{1}{2}$ saltspoon pepper      |
| 2 tablespoons flour  | $\frac{1}{2}$ saltspoon celery salt |
| Milk                 | Squares of buttered toast           |
- $\frac{1}{2}$  cup chopped celery

Cook the oysters in their own liquor; skim; drain and reserve the liquor. Cook the flour in the butter; stir in gradually the oyster juice, to which milk has been added to make one and a half cups. Stir until the sauce thickens; reheat the oysters; season and serve on squares of buttered toast, sprinkling chopped celery over all.

PANNED OYSTERS

- |                     |                             |
|---------------------|-----------------------------|
| 25 oysters          | 2 tablespoons currant jelly |
| 1 tablespoon butter | Salt and pepper             |
- Squares of toast

Melt the butter in the chafing dish; add the oysters and cook until the edges begin to curl; add the jelly; season and serve on small squares of toast.

ROASTED OYSTERS

Purchase oysters in the shell and wash them carefully in running water, using a stiff brush. Place them in a pan with the deep half of the shell down; put in a hot oven and bake until the shells open. Take the oysters out with a sharp knife and toss them into a chafing dish, with pepper, salt and butter. Cover closely; bring to a boil and serve.

PIGS IN BLANKETS

Take as many oysters as you wish; wash and dry them. Roll each in a slice of thin bacon and fasten the ends with a wooden toothpick. Place them in the chafing dish and cook until the bacon is crisp.

## LOBSTER À LA CRÈME

1½ cups boiled lobster	½ cup water
1 tablespoon butter	Yolks of 3 eggs
Salt and pepper	1 cup cream

Cut the lobster meat into small pieces and put it in the chafing dish with the butter, seasoning thoroughly. Pour the water over it; cook ten minutes; add the beaten yolks of the eggs and the cream. Bring all to a boil and serve.

## LOBSTER STEW

1 small lobster	Pinch of soda
3 cups milk	3 buttered crackers
Salt and pepper	1 tablespoon butter
1 tablespoon flour	

Cut the lobster meat into small bits. Scald the milk, stirring in the seasoning and soda. Dip the toasted buttered crackers in the hot milk and keep them warm. Add the butter and flour well rubbed together to the milk, and when it thickens add the lobster. Cook for five minutes and pour over the crackers.

## DEVEILED LOBSTER

2 cups boiled lobster	¼ teaspoon salt
1 teaspoon curry powder	½ teaspoon Worcestershire sauce
1 teaspoon mustard	4 tablespoons butter
Lettuce	

Cut the lobster into small pieces; mix thoroughly with the one tablespoon of butter and the seasonings. Melt the rest of the butter; cook the lobster in it and serve on fresh lettuce leaves.

## CLAMS À LA CRÈME

1 pint clams	Yolks of 2 eggs
2 tablespoons butter	½ cup cream
Salt, pepper and nutmeg	Buttered toast
1 tablespoon chopped parsley	

Separate the hard from the soft parts of the clams and chop the hard parts fine. Melt the butter in the chafing dish; add a little salt, pepper and grated nutmeg, then the clams; bring all to a boil. Beat together the eggs and the cream; stir into the hot mixture; bring to a boil and serve on squares of buttered toast. Sprinkle the parsley lightly over the top.

**CRAB À LA CRÈME**

Prepare the same as Lobster à la Crème.

**SHRIMP À LA CRÈME**

Prepare the same as Lobster à la Crème.

**CLAM AND EGG SCRAMBLE**

1 dozen clams	4 tablespoons clam juice
5 eggs	1 tablespoon butter
Salt and pepper	

Wash and scrub the clams; put them in a saucepan with half a cup of water; cover closely and cook until the shells open. Remove the clams and save the juice for bouillon or other purposes. Chop the clams fine. Beat the eggs slightly; add the clams and four tablespoons of the juice. Melt the butter in the chafing dish; turn in the mixture and stir over hot water until cooked to a soft scramble. Dust with salt and pepper and serve.

**CLAM TOAST**

1 dozen small clams	$\frac{1}{4}$ cup scalded milk
1 egg yolk	4 slices buttered toast
Salt and pepper	

Clean the clams; cut them into small pieces and simmer a few minutes. Beat the egg yolk; add slowly to the scalded milk; combine with the clams and just before serving add the seasoning. Pour over buttered toast.

**CANVAS-BACK DUCKS**

Roast the ducks for twenty minutes; serve whole; carve them at the table; lay them in the chafing dish with red pepper, salt, a large piece of butter, half a glass of currant jelly and an equal quantity of grape juice. Simmer a few minutes and serve.

**SARDINE SAVORY**

1 box sardines	Anchovy essence
1 cup brown sauce	1 tablespoon sardine oil

Remove the sardines from the box and heat them thoroughly in the brown sauce; season with anchovy essence and sardine oil. Serve with egg sandwiches made from graham or rye bread.

## CREAMED SARDINES

- |                   |                              |
|-------------------|------------------------------|
| 1 box sardines    | 1 chopped hard-boiled egg    |
| 1 cup cream sauce | 1 tablespoon chopped parsley |

Drain the sardines from their oil, and if they are not boneless, remove the bones. Heat thoroughly in the sauce; add the egg and parsley; serve on squares of toasted bread or crackers.

## FROG SADDLES

- |                      |                        |
|----------------------|------------------------|
| Frogs' legs          | 1/2 cup cream          |
| 3 tablespoons butter | Salt and pepper        |
| 1 tablespoon flour   | Few gratings of nutmeg |

Melt the butter; add the flour; stir until smooth; add the cream gradually and stir until boiling. Put in the legs; season and cover; cook twenty minutes, adding more cream if necessary.

## QUAIL

- |                        |                              |
|------------------------|------------------------------|
| 2 plump quail          | 1 teaspoon onion             |
| 2 tablespoons butter   | Salt and pepper              |
| 1/2 cup seasoned broth | Celery salt                  |
| 1/2 cup currant jelly  | 1 tablespoon mushroom catsup |

Split the birds open down the back. Put the butter in the chafing dish and brown slightly; put in the birds and cook about ten minutes, turning once. When nicely browned add the broth, jelly, catsup, onion juice and other seasonings.

## FRIZZLE-DIZZLE

- |                            |                             |
|----------------------------|-----------------------------|
| 2 ounces smoked dried beef | 3 eggs                      |
| 2 tablespoons butter       | 2 tablespoons grated cheese |
| Dash of red pepper         |                             |


Remove all fat and gristle from the beef; tear into small pieces and cook slightly in the butter. Add the beaten eggs, cheese and red pepper; scramble and serve with crisp crackers.

## VEAL WITH ASPARAGUS TIPS

- |                             |                             |
|-----------------------------|-----------------------------|
| 2 cups cooked veal          | Yolks of 2 hard-boiled eggs |
| 1 cup cooked asparagus tips | 1 cup milk                  |
| 1 tablespoon butter         | Salt and pepper             |


Rub the yolks and butter to a paste; heat with the milk in the chafing dish, stirring until thoroughly mixed. Put in the veal and asparagus; season; cook five minutes and serve.





*Courtesy of the Guerinsey Earthenware Co.*

**A DAINY LUNCHEON EN CASSEOLE**



*Courtesy of The Fleischmann Co.*

RAISED WITH COMPRESSED YEAST

DEVILED MEAT

Cold mutton, chicken or other meat	1 teaspoon Worcestershire sauce
1 tablespoon butter	$\frac{1}{4}$ teaspoon mustard
1 teaspoon vinegar	Dash of cayenne

Make a sauce of the butter, vinegar and seasonings. Make cuts in the meat; rub the sauce into them; and grill in a hot chafing dish that has been rubbed with a little butter.

BEEF CHAUFFÉ

Slices of cold roast beef	3 tablespoons jelly
1 tablespoon butter	Salt and red pepper
$\frac{1}{4}$ cup water	

Melt the butter; add the jelly, seasonings, water and beef. Cover and cook until the beef is thoroughly hot.

MUSHROOMS WITH BACON

8 slices bacon	Mushrooms
----------------	-----------

Fry the bacon in the usual way; just before it is done add the mushrooms; fry and serve.

TOMATO CURRY

2 cups tomatoes	1 tablespoon curry
1 tablespoon butter	Salt and red pepper
1 tablespoon flour	Pinch of soda
1 cup cream	

Cook the tomatoes in the chafing dish; add the flour, well rubbed in the butter, also the curry, salt and a dash of red pepper. When the mixture thickens add a pinch of soda; stir and add the cream. Serve on toasted bread or crackers.

MACARONI MILANAISE

2 tablespoons butter	$\frac{1}{2}$ cup brown stock
1 tablespoon flour	$\frac{1}{2}$ cup strained tomatoes
$\frac{1}{4}$ teaspoon salt	1 cup cooked macaroni
$\frac{1}{4}$ teaspoon paprika	$\frac{1}{4}$ cup Parmesan cheese

Make a sauce of the first six ingredients; add the macaroni and when that is hot, the cheese. Lift and relift the macaroni until it is thoroughly blended with the mixture.

## APPLE DAINTY

4 tart apples	1 tablespoon granulated sugar
Juice of $\frac{1}{2}$ lemon	1 tablespoon butter
Dash of nutmeg	2 tablespoons powdered sugar
1 teaspoon cinnamon	

Pare and core the apples; cut them into slices half an inch thick; cook with the lemon, nutmeg and granulated sugar, keeping the cover on the pan. When tender, sauté in butter; dust with powdered sugar and cinnamon and serve.

## FIG DAINTY

$\frac{1}{2}$ pound whole figs	Dash of nutmeg
$\frac{1}{2}$ cup chopped nuts	3 tablespoons sugar
Juice of $\frac{1}{2}$ lemon	$\frac{1}{2}$ cup water

Mix the ingredients; cover and cook until tender. Serve with coffee and plain bread and butter sandwiches.


## SALTED ALMONDS

1 tablespoon olive oil	$\frac{1}{2}$ pound almonds
Salt	

Heat the oil; add the blanched almonds (which must be dry); cook to a delicate brown, shaking the dish constantly and stirring to prevent burning. Drain the almonds on paper, sprinkling them with fine salt.

## CANDY

Fudge, pinoche, pralines and many other kinds of candy may be made in the chafing dish. See chapter on "Candy."




# CHAFING-DISH COOKERY

Planned for a  
Family of Four



**CASSEROLE COOKERY**







## CASSEROLE COOKERY

**T**HE importance of casserole cookery can scarcely be over-emphasized in this day of high cost of living. Some foods are necessarily better if cooked by a long slow process, and cheaper foods are rendered more palatable than expensive ones. The earthenware dishes, moreover, are always attractive, whether encased in silver or not. The quaint artistic shapes make even a very common article of food look interesting and attractive.

The French, who have gained a name for economy in household matters, have reduced casserole cooking to a science; and it would be worth the while of any American housekeeper to see what others have done. Then, if she is thrifty, she will serve instead of sirloin steak at thirty cents a pound, rump steak en casserole at twenty. Instead of roasting she will buy stewing meats, at about half the price; instead of an untempting hash she will have some dainty, tasty viand (made from left-overs) in ramekins. And her family will in no wise suffer by her economy.

All casserole and ramekin foods are served in the dishes in which they are cooked; so there is no loss of heat in transference. There is also economy in pans and dishes, if that is a consideration. The ramekins should rest upon paper or linen doilies.

### CHICKEN EN CASSEROLE

1 chicken	1 carrot cut in cubes
2 tablespoons butter	2 potatoes cut in cubes
2 cups hot water	3 small onions sliced
6 mushrooms	Salt and pepper

Flour and water

Prepare the chicken as for fricassee; sauté in butter in a frying pan; transfer to casserole; add hot water and cook in a moderate oven for about one hour and a quarter. Before the

time is up sauté the vegetables in butter until brown; remove to the casserole; add the seasoning; cover and return to the oven for another half hour. To retain the flavor more fully make a dough of flour and water; roll into a rope and press upon the dish where vessel and cover meet; remove before serving.

### BEEFSTEAK EN CASSEROLE

1 pound round steak	1 bay leaf
2 carrots cut in cubes	$\frac{1}{2}$ tablespoon kitchen bouquet
2 turnips cut in cubes	$1\frac{1}{2}$ cups boiling water
$\frac{1}{2}$ dozen tiny onions	Salt and pepper

Have the steak one or one and a half inches thick; leave it whole or cut it into large square pieces; sear on both sides in a hot frying pan; then remove to the casserole, with the vegetables, water and seasoning. Cover and cook gently for about an hour and a half. Serve from the casserole.

### LAMB EN CASSEROLE

1 pound lamb (from leg)	2 tablespoons chopped onion
Butter	1 tablespoon drippings
Salt and pepper	1 potato cut in cubes
2 carrots cut in cubes	1 cup brown sauce
1 tablespoon currant jelly	

Have the lamb cut in a slice or slices one or one and a half inches thick; sear in a frying pan; put in the casserole, brushing first with butter and seasoning. Cook until tender; parboil the carrots and sauté them in the drippings with the onion; add the carrots, the potatoes and brown sauce to the meat; cook until the potatoes and carrots are tender and serve from the casserole.

### CASSEROLE ROAST

3 or 4 pounds beef	$\frac{1}{4}$ onion
Slice of salt pork	A few peppercorns
$\frac{1}{4}$ carrot	Stalk of celery chopped
$\frac{1}{4}$ turnip	2 cups water or stock

For this roast select beef from the round or rump. Render out the pork; brown the meat on both sides in the fat. Chop the vegetables; put the meat in the casserole with the vegetables around it; add the water or stock and cook in a hot oven for three hours, basting occasionally. When done make a brown sauce, using the juice left in the casserole.

CASSEROLE HASH

$\frac{1}{4}$ pound macaroni	Grated cheese
Butter	Cold chopped meat
	Brown sauce or stock

Boil the macaroni; drain and put it in a buttered casserole with a little butter and grated cheese. Push the macaroni to the sides of the dish; fill the center with the meat, well seasoned and moistened with brown sauce or meat stock. Place in the oven until hot throughout and serve.

BAKED BEANS EN CASSEROLE

See recipe in chapter on "Meat Substitutes."

MACARONI IN RAMEKINS

See recipe for Baked Macaroni with Cheese in chapter on "Meat Substitutes"; but bake in ramekins.

RICE IN RAMEKINS

See recipe for Baked Rice in chapter on "Meat Substitutes"; but bake in ramekins.

BROWN FRICASSEE OF OYSTERS

2 tablespoons butter	$\frac{1}{2}$ cup oyster juice
2 tablespoons flour	$\frac{1}{4}$ cup cream
2 slices onion	25 oysters
Sprig of parsley	Salt
	Buttered bread crumbs

Scald the oysters in their own liquor and drain. Cook the flour in the butter; add the onion and brown; add parsley and oyster juice; cook until it thickens and add the cream. Add oysters and salt; pour into ramekins; cover with fine crumbs and brown in the oven.

SCALLOPED OYSTERS IN RAMEKINS

Follow the recipe for Scalloped Oysters given in the chapter on "Fish"; but use ramekins for baking.

**HALIBUT AU GRATIN**

1½ cups cooked halibut	1½ cups cream sauce
3 hard-boiled eggs	1 cup cracker crumbs
4 tablespoons butter	

Pick the halibut into small pieces; crush the yolks of the eggs and chop the whites into small pieces. Stir fish and eggs into the hot cream sauce. Fill ramekins with the mixture; cover with crumbs and bits of butter and brown in the oven.

**SALMON AU GRATIN**

Prepare the same as Halibut au Gratin.

**EGGS IN RAMEKINS**

In the bottom of each ramekin put a small piece of butter and a few fine bread crumbs; break an egg into each; season and bake until the egg is set.

**CHICKEN IN RAMEKINS**

1½ cups cold chicken	Few gratings of nutmeg
1 cup cream sauce	Buttered bread crumbs

Mix the chicken thoroughly with the cream sauce; add the nutmeg and empty into buttered ramekins. Cover with buttered bread crumbs and bake until brown.

Cold beef, lamb and veal may be served in the same manner.



# CASSEROLE COOKERY

Planned for a  
Family of Four



# MENUS

---

## SIMPLE BREAKFASTS

### Monday

GRAPE-FRUIT  
CORN MEAL WITH DATES  
HAM OMELET  
COFFEE  
BUTTERED TOAST

### Tuesday

STEWED PRUNES  
SHIRRED EGGS  
HOT ROLLS  
COFFEE  
FRIED MUSH

### Wednesday

FRUIT  
OATMEAL  
BACON AND EGGS  
COFFEE  
POP-OVERS

### Thursday

SLICED ORANGES  
UNCOOKED CEREAL  
MACKEREL  
COFFEE  
CORN BREAD

### Friday

WHEAT CEREAL WITH RAISINS  
BEAUREGARD EGGS  
COFFEE  
HOT ROLLS

### Saturday

STEWED RHUBARB  
CREAM OF WHEAT  
SOFT-BOILED EGGS  
COFFEE  
GRIDDLE CAKES

### Sunday

FRUIT  
UNCOOKED CEREAL  
BOSTON BAKED BEANS  
SCRAMBLED EGGS  
COFFEE  
BROWN BREAD

# MENUS

---

## SIMPLE LUNCHEONS

### Monday

CREAM OF TOMATO SOUP  
LETTUCE SALAD  
GRAHAM BREAD  
CHEESE CANAPÉS

### Tuesday

SCALLOPED BEEF  
HOT ROLLS  
MILK  
CURRANT JELLY  
COOKIES

### Wednesday

BAKED CRACKERS WITH CHEESE  
STEWED FRUIT  
LETTUCE  
TEA

### Thursday

NUT AND FRUIT CHEESE  
GRAHAM BREAD  
BREAD PUDDING  
COCOA

### Friday

SALMON SURPRISE  
EGG MUFFINS  
STEWED FRUIT

### Saturday

EGG SANDWICHES  
COTTAGE CHEESE  
COCOA

### Sunday

NORMANDY SALAD  
TEA BISCUIT  
LEMON BUTTER  
CHEESE  
TEA  
PIMOLAS  
MOCHA TORTE



# MENUS

---

## SIMPLE DINNERS

### Monday

	VEGETABLE SOUP	
MOCK RABBIT		BROWN POTATOES
	CAULIFLOWER AU GRATIN	
PRUNE WHIPS		COFFEE

### Tuesday

	CONSOMMÉ	
CURRY OF VEAL		STRING BEANS
	LETTUCE SALAD	
CANNED FRUIT		SPONGE CAKE

### Wednesday

	AMBROSIA	
	LAMB CHOPS WITH PEAS	
BAKED POTATOES		RIPE OLIVES
	RICE PUDDING	
	COFFEE	

### Thursday

	STEWED RHUBARB	
HARICOT OF MUTTON		MASHED POTATOES
COTTAGE PUDDING		COFFEE

### Friday

	CLAM CHOWDER	
BAKED MACARONI WITH CHEESE		SPINACH
	LETTUCE SALAD	
FRUIT		SWEET WAFERS
	COFFEE	

### Saturday


	CREAM OF SPINACH SOUP	
BOILED BEEF'S TONGUE		CANDIED SWEET POTATOES
	FRUIT SALAD	
BAVARIAN CREAM		COFFEE

### Sunday

	GRAPE-FRUIT COCKTAIL	
	ROAST BEEF WITH YORKSHIRE PUDDING	
CREAMED CELERY		BROWN POTATOES
	COMBINATION SALAD	
FROZEN CUSTARD		CHOCOLATE WAFERS
	COFFEE	

# MENUS

---



# GENERAL INDEX

## THE FINE ART OF COOKERY

- The art of cookery, 3
- Food and its uses, 4
- Economy, 5
- Cleanliness, 7
- Purposes of cooking, 7

## ENTERTAINING

- The dinner party, 12
  - Introductions, 13
  - Seating the guests, 14
  - Menu and table, 15
- Skeleton menu for full course dinner, 15
- Complete menu, 16
- Hints on serving, 16
- Invitations in general, 17
- The informal dinner, 18
- Afternoon tea, 18
- The evening collation, 19

## APPETIZERS

- Oyster cocktail I, 23
- Oyster cocktail II, 23
- Lobster cocktail, 23
- Clam cocktail, 24
- Grape-fruit cocktail, 24
- Mixed-fruit cocktail, 24
- Raspberry cocktail, 24
- Strawberry cocktail, 24
- Pineapple and banana cocktail, 24
- Peach cocktail, 25
- Ambrosia, 25
- Caviar canapés, 25
- Anchovy canapés, 25
- Cheese canapés, 25
- Ham canapés, 25

## SOUPS

- Meat stock, 29
- Vegetable stock, 29
- Cream stock, 30
- Beef bouillon, 30

- Chicken broth, 30
- Consommé, 30
- Clam bouillon, 31
- Oyster bouillon, 31
- Oyster I, 31
- Oyster II, 32
- Clam, 32
- Chile bisque, 32
- Cream of potato, 32
- Cream of tomato, 33
- Cream of pea, 33
- Peapod, 33
- Cream of celery, 33
- Cream of asparagus, 33
- Cream of corn I, 34
- Cream of corn II, 34
- Cream of spinach, 34
- Cream of lettuce, 34
- Mock turtle, 35
- Gumbo, 35
- Beef, 35
- Mutton, 36
- Turkey-bone, 36
- Cheese, 36
- Ox-tail, 36
- Pepper pot, 37
- Mullagatawny, 37
- Chicken gumbo, 37
- Julienne, 38
- Economical, 38
- Barley, 38
- Vermicelli, 38
- Noodle, 39
- Black-bean, 39
- Tomato, 39
- Vegetable I, 40
- Vegetable II, 40
- Pimiento bisque, 40
- Clam chowder, 41
- Corn chowder, 41
- To serve with soup,
  - Croutons, 41
  - Pulled bread, 42
  - Imperial sticks, 42

## GENERAL INDEX

### FISH

Cleaning, 50  
Boiled, 50  
Baked, 51  
Broiled, 51  
Fried, 51  
Shad roe, 52  
Baked shad, 52  
Planked shad, 52  
Planked halibut, 52  
Baked fillets of halibut, 53  
Fried smelts, 53  
Salt-fish dinner, 53  
Codfish, 53  
Codfish balls, 54  
Salmon surprise, 54  
Creamed salmon, 54  
Fried scallops, 54  
Clams, 54  
Clam fritters, 55  
Creamed clams, 55  
Fried oysters, 55  
Oyster pie, 55  
Scalloped oysters, 56  
Creamed oysters, 56  
Oyster stew, 56  
Shirred oysters, 56  
Panned oysters, 57  
Broiled oysters, 57  
Terrapin, 57  
Stewed terrapin, 57  
Lobster, 57  
Planked lobster, 58  
Devised crabs, 58  
rogs, 58

### MEATS

Cooking, 65  
Purchasing, 65  
Diagram of cuts of beef, 66  
Roasting, 67  
Broiling, 67  
Boiling, 68  
Frying, 68  
Sautéing, 69  
Braising, 69  
Stewing, 69  
Fricasseeing, 69  
Purchasing beef, 70  
Pot roast, 70

Roast beef with Yorkshire pudding, 70  
Beef à la mode, 70  
Beef terrapin, 71  
Planked steak, 71  
Planked steak with oysters, 72  
Planked Salisbury steak, 72  
Corned beef, 72  
Pickle for corning beef, 72  
Rolled steak, 73  
Mock duck, 73  
Mock rabbit, 73  
Beef chop suey, 74  
Spanish beefsteak, 74  
Mexican beef, 74  
Guiso, 74  
Filipino beef, 75  
Hungarian goulash, 75  
Sour beef, 76  
Beef birds, 76  
Beef loaf, 76  
Hamburg steak, 76  
Creamed beef, 76  
Minced beef, 77  
Creamed frizzled beef, 77  
Boiled beef's tongue, 77  
Smoked tongue, boiled, 78  
Veal loaf, 78  
India curry, 78  
Curry of veal, 78  
Baked calf's head, 78  
Diagram of cuts of veal, 79  
Calf's liver with cream sauce, 79  
Broiled liver, 80  
Liver and bacon, 80  
Braised liver, 80  
Stewed liver, 81  
Stuffed calf's liver, 81  
Purchasing mutton or lamb, 81  
Shoulder of mutton, stuffed, 81  
Haricot of mutton, 82  
Diagram of cuts of lamb and mutton, 82  
Boiled shoulder of mutton, 82  
Ragout of mutton, 83  
Irish stew, 83  
Planked chops, 83  
Mutton chops with peas, 83  
Roast pork, 84  
Diagram of cuts of pork, 84  
Pork chops, 84  
Boiled ham, 84  
Baked ham, 85  
Frizzled ham, 85

## GENERAL INDEX

Stewed ham, 85  
Broiled ham, 85  
Ham and eggs, 85  
Bacon and eggs, 86  
Salt pork in milk, 86  
Meat pot-pie, 86  
Pigs' feet in jelly, 86  
Tripe, 87  
Broiled sweetbreads, 87  
Stewed sweetbreads, 87  
Stewed kidneys, 87

### POULTRY AND GAME

Marketing, 93  
To dress poultry, 93  
Giblets, 94  
To truss poultry, 94  
To stuff poultry, 94  
Roast chicken, 94  
Stewed chicken, 95  
Broiled chicken, 95  
Planked chicken, 95  
Barbecued chicken, 96  
Fried chicken, 96  
Chicken fricassee, 96  
Chicken pie, 96  
Chicken terrapin, 97  
Chicken and oysters, 97  
Roast duck, 97  
Roast turkey, 97  
Pigeon pie, 97  
Rabbit, 98  
Panned rabbit, 98  
Partridges, 98  
Pheasants, 98  
Guinea fowls, 98  
Reed birds, 99  
Quail, 99  
Roasted grouse, 99  
Haunch of venison, roasted, 99  
Neck and shoulder of venison, 99  
Venison steak, 100

### FORCEMEATS, STUFFINGS, ETC.

Quenelles, 105  
Chicken forcemeat, 105  
Ham forcemeat, 105  
Veal forcemeat, 106  
Beef forcemeat, 106  
Forcemeat for baked fish, 106

Stuffing for baked fish, 106  
Oyster stuffing, 106  
Bread stuffing, 107  
Potato stuffing, 107  
Drippings, 107  
German suetline, 107  
Prepared bread crumbs, 108  
Caramel, 108

### SAUCES

Brown, 111  
Giblet, 111  
Piquante, 112  
Bread, 112  
Cream, 112  
Cream, with mushrooms, 112  
Egg, 112  
Mint, 112  
Curry, 113  
Maitre d' hôtel butter, 113  
Drawn butter, 113  
Hollandaise, 113  
Tartare, 113  
Tomato, 114  
Cream of tomato, 114  
Anchovy, 114  
White, 114  
Horseradish, 114  
Mushroom, 115  
Oyster, 115  
Suprême, 115  
Caper, 115  
Celery, 116  
Béchamel, 116  
Cranberry, 116  
Stewed cranberries, 116  
Jelly, 116  
Apple, 117

### EGGS

Boiled eggs, 121  
Poached eggs, 121  
Fried eggs, 121  
Shirred eggs, 122  
Scrambled eggs, 122  
Griddled eggs, 122  
Curried eggs, 122  
Plain omelet, 122  
Ham omelet, 123  
Savory omelet I, 123

## GENERAL INDEX

Savory omelet II, 123

Rice omelet, 123

Sweet omelet, 124

Crumb omelet, 124

Tomato omelet, 124

Corn omelet, 124

Oyster omelet, 125

Codfish omelet, 125

Cheese omelet, 125

Baked omelet, 125

Baked eggs à la Martin, 126

Welsh rarebit, 126

Golden buck, 126

Ox eyes, 126

Birds' nests, 127

Kedgeree, 127

Beauregard eggs, 127

Eggs Japanese, 127

Spanish eggs, 128

### LEFT-OVERS

Serving left-overs, 149

Baked hash, 149

Curry of beef, 149

Curry of lamb, 150

Scalloped beef, 150

Creamed hash, 150

Mock venison, 150

Corned-beef hash, 150

Farmers' cabbage, 151

Stew from cold meat, 151

Potted meat, 151

Veal cakes, 151

Blanquette of chicken, 152

Fish cutlets, 152

Fish croquettes, 152

Cusk à la creme, 152

Scalloped fish, 153

### MEAT SUBSTITUTES

Foods served in place of meat, 133

Dinners without meat, 134

Dried peas, beans, lentils, 135

Lentils à la Creole, 136

Baked lentils, 136

Baked beans, 137

Purée of dried beans, 137

Dried beans sauté, 137

Beans, Mexican, 138

Cottage cheese, 138

Boston roast, 138

Pimiento roast, 138

Baked macaroni with cheese, 139

Baked crackers with cheese, 139

Migas, 139

Corn and cheese soufflé, 139

Cheese soufflé, 140

Cheese rolls, 140

Baked rice, 140

English rice, 140

Peanut butter, 141

Nut and fruit cheese, 141

Nut roast, 141

Vegetable meat pie, 142

Nut soufflé, 142

Almonds with eggs, 142

Nut and cheese relish, 143

### VEGETABLES

Cooking, 159

Cabbage, 160

Cabbage with pork, 160

Lady cabbage, 160

Creamed cabbage, 161

Cauliflower, 161

Creamed cauliflower, 161

Cauliflower au gratin, 161

Cauliflower polonaise, 161

Brussels sprouts, 161

Kale, 162

Boiled lettuce, 162

Beet greens, 162

Spinach, 162

Dandelions, 163

Leeks, 163

Jerusalem artichoke, 163

Globe artichoke, 163

Green peas, 164

Sugar peas, 164

String beans, 164

Green Lima beans, 164

Dried beans and peas, 164

Boiled turnips, 164

Carrots, 165

Carrots and peas, 165

Parsnips, 165

Kohl-rabi, 165

Salsify, 165

## GENERAL INDEX

Beets, 166  
Pickled beets, 166  
Creamed celery, 166  
Boiled onions, 166  
Stewed onions, 166  
Scalloped onions, 167  
Fried onions, 167  
Stewed tomatoes, 167  
Scalloped tomatoes, 167  
Stuffed tomatoes, 167  
Fried tomatoes, 168  
Turkish pilaf, 168  
Asparagus, 168  
Okra, 169  
Green peppers, stuffed, 169  
Fried eggplant, 169  
Baked eggplant, 169  
Broiled eggplant, 170  
Squash, 170  
Baked squash, 170  
Steamed squash, 170  
Corn on the cob, 170  
Corn off the cob, 170  
Succotash, 171  
Corn pudding, 171  
Steamed mushrooms, 171  
Broiled mushrooms, 171  
Baked mushrooms, 172  
Mushrooms à la poulette, 172  
Boiled chestnuts, 172  
Roasted chestnuts, 172  
Boiled potatoes, 172  
Steamed potatoes, 173  
Baked potatoes, 173  
French fried potatoes, 173  
Stuffed potatoes, 173  
Mashed potatoes, 173  
Creamed potatoes, 174  
New potatoes in cream, 174  
Potato croquettes, 174  
Potato balls, 174  
Potato cakes, 174  
Lyonnaise potatoes, 175  
Scalloped potatoes I, 175  
Scalloped potatoes II, 175  
Potatoes au gratin, 175  
Browned potatoes, 175  
Potato puff, 176  
Hashed brown potatoes, 176  
Candied sweet potatoes, 176  
Fried sweet potatoes, 176  
Vegetable hash, 177

Boiled macaroni, 177  
Stuffed cucumbers, 177

### ENTRÉES

Fritter batter, 183  
Vegetable fritters, 183  
Oyster fritters, 183  
Apple fritters, 183  
Banana fritters, 184  
Beef kromesies, 184  
Roman gnocchi, 184  
Rissoles, 184  
Rice timbales, 185  
Swedish timbales, 185  
Timbale of macaroni, 185  
Chicken à la king, 186  
Chicken à la crane, 186  
Chicken patties, 186  
Meat patties, 186  
Ham patties, 186  
Patty shells, 187  
Vol-au-vent, 187  
Chicken croquettes, 187  
Meat croquettes, 188  
Salmi of game, 188  
Curried rabbit, 188

### SALADS

Making salads, 193  
Mayonnaise dressing, 193  
Colored Mayonnaise, 194  
White Mayonnaise, 194  
Cooked dressing (mock Mayonnaise), 194  
Cream dressing, 194  
French dressing, 195  
Salad dressing in large quantity, 195  
Chicken salad, 195  
Tomato surprises, 195  
Sardine salad, 196  
Shrimp salad, 196  
Salmon salad, 196  
Lobster salad, 196  
Lettuce salad, 196  
Combination salad, 197  
Novel tomato salad, 197  
Tomato jelly, 197  
Devised eggs, 197  
Pepper and cream cheese salad, 198  
Nasturtium salad, 198  
Egg salad, 198

Pages } 219  
          } 220 } are gone

## GENERAL INDEX

Potato salad I, 198  
Potato salad II, 198  
Cold slaw, 199  
Cold-slaw dressing, 199  
Beet salads, 199  
Cucumber salad, 199  
Winter salad, 200  
Salmagundi salad, 200  
Water-lily salad, 200  
Cauliflower salad, 200  
Normandy salad, 201  
Marine salad, 201  
Watermelon salad, 201  
Fruit salad, 201  
Fruit and nut salad, 201  
Walnut salad, 202  
Peanut salad, 202  
Banana salad, 202  
Fruit pyramids, 202  
October salad, 202  
Grape-fruit salad, 203  
Fraise salad, 203  
Grape-fruit and pineapple salad, 203  
Tulip salad, 203  
Banana dainty, 203

### PUDDINGS AND DESSERTS

Rice pudding, 207  
Boiled custard, 207  
Rice meringue I, 208  
Rice meringue II, 208  
Cornstarch pudding, 208  
Chocolate pudding, 209  
Cocoanut cornstarch, 209  
Cocoanut junket, 209  
Mock charlotte, 209  
Orange pudding, 210  
Blanc mange, 210  
Rice blanc mange, 210  
Hominy pudding, 210  
Almond cream, 211  
Tapioca custard, 211  
Cocoanut tapioca, 211  
Mountain-dew pudding, 212  
Cup custards, 212  
Caramel custard, 212  
Apple snow, 212  
Strawberry trifle I, 213  
Strawberry trifle II, 213  
Lemon jelly, 213  
Whipped jelly, 213

Coffee jelly, 213  
Spanish cream, 214  
Bavarian cream, 214  
Bridge-whist pudding, 214  
Joyful pudding, 215  
Charlotte russe, 215  
Whips, 215  
Prune whip, 215  
Chocolate charlotte, 216  
Realengo, 216  
Delicate pudding, 216  
Apple tapioca, 216  
Cherry tapioca, 217  
Fig dessert, 217  
Apple meringue, 217  
Berry charlotte, 217  
Bread-and-butter pudding, 218  
Bread pudding, 218  
Cottage pudding, 218  
Peach pudding, 219  
Baked flour pudding, 219  
Brown Betty, 219  
Queen of puddings, 219  
Raisin puff, 220  
English plum pudding, 220  
Newmarket pudding, 220  
Brown-bread pudding, 221  
Peach patties, 221  
Canned-peach pudding, 221  
Suet pudding I, 221  
Suet pudding II, 221  
Apple pudding, 222  
Sponge-cake pudding, 222  
Baked Indian pudding I, 222  
Baked Indian pudding II, 222  
Boiled Indian pudding, 223  
Huckleberry pudding, 223  
Berry pudding, 223  
Steamed fruit pudding, 223  
Peach cobbler, 224  
Date sponge, 224  
Savarin, 224  
Walnut and date dainty, 225  
Cream puffs, 225  
Cream for puffs, 225

### FROZEN DESSERTS

Making frozen desserts, 231  
Vanilla ice cream I, 232  
Vanilla ice cream II, 232  
Economical ice cream, 232



## GENERAL INDEX

Flowering ice cream, 232  
Bombe glacé, 232  
Meringues glacées, 233  
Frozen custard, 233  
Frozen coconut custard, 233  
Frozen pudding, 233  
Chocolate ice cream, 234  
Tutti-frutti ice cream, 234  
Bisque ice cream, 234  
Coffee ice cream, 234  
Caramel ice cream, 234  
Lemon ice cream, 235  
Pineapple ice cream, 235  
Strawberry ice cream, 235  
Peach ice cream, 235  
Orange ice, 235  
Lemon ice, 235  
Pineapple ice, 236  
Currant ice, 236  
Frozen cherries, 236  
Frozen strawberries, 236  
Frozen raspberries, 236  
Frozen peaches, 236  
Grape sherbet, 237  
Lemon sherbet, 237  
Orange sherbet, 237  
Combination sherbet, 237  
Fruit granite, 237  
Orange pekoe sherbet, 238  
Ginger frappé, 238  
Chocolate frappé, 238  
Café frappé, 238  
Grape-fruit frappé, 238  
Cranberry frappé, 238  
Café parfait, 239  
Chocolate parfait, 239  
Mousse, 239  
Cherry mousse, 239  
Pineapple mousse, 240  
Maple mousse, 240

### SWEET SAUCES

Cream sauce, 247  
Caramel sauce I, 247  
Caramel sauce II, 247  
Custard sauce, 247  
Egg sauce, 248  
Fruit sauce, 248  
Brown-sugar sauce, 248  
Whipped cream, 248

Foamy sauce, 249  
Raspberry sauce, 249  
Lemon sauce, 249  
Vanilla sauce, 249  
Hot chocolate sauce I, 249  
Hot chocolate sauce II, 249  
Hard sauce I, 250  
Hard sauce II, 250  
Chocolate sauce, 250  
Mock cream, 250  
Cocoa sauce, 251  
Cherry sauce for ices, 251

### BREAD, HOT-CAKES, ETC.

Bread-making, 255  
    Kneading, 255  
    Baking, 256  
Yeast, 256  
White bread (quick method), 257  
White bread (for use over night), 257  
White bread (sponge method), 257  
Milk bread, 258  
White bread in bread-mixer, 258  
Baking-powder bread, 259  
Salt-rising bread, 259  
Rice bread, 259  
Graham bread, 259  
Rye bread, 261  
Gluten bread, 261  
Nut bread I, 262  
Nut bread II, 262  
Corn bread, 262  
Corn bread with yeast, 262  
Canada egg bread, 263  
Raisin bread, 263  
Cocoa bread, 263  
Boston brown bread I, 264  
Boston brown bread II, 264  
Scotch short bread, 264  
Coarse loaf, 264  
Cinnamon bun, 265  
Cinnamon cake, 265  
Doughnuts, 265  
Dutch cake, 266  
Bohemian houska, 266  
Currant tea-ring, 267  
Apple cake, 267  
Apfel Kuchen, 267  
German coffee cake, 268  
Bund Kuchen, 268  
Brioche, 268

## GENERAL INDEX

Moravian cake, 269  
Bread rusk, 269  
Children's rusk, 269  
Buns, 270  
Sweet French buns, 270  
English Bath buns, 270  
Hot cross buns, 271  
Oven scones, 271  
English scones, 272  
Tea biscuit, 272  
Tea rolls, 272  
Lunch rolls, 273  
Parker-House rolls, 273  
Dinner rolls, 273  
Graham muffins, 274  
English muffins, 274  
Oatmeal muffins, 275  
Sally Lunn, 275  
Wheat muffins, 275  
Corn muffins with yeast, 276  
Corn muffins I, 276  
Corn muffins II, 276  
Rice muffins, 276  
Egg muffins, 277  
Perfect cream wafers, 277  
Graham wafers, 277  
Sour-cream biscuit, 277  
Drop biscuit, 277  
Sour-milk biscuit, 278  
Scotch oat cake, 278  
Pop-overs, 278  
Gluten gems, 278  
Graham puffs, 278  
Zwieback, 279  
Waffles with yeast, 279  
One-egg waffles, 279  
Three-egg waffles, 280  
Bread sticks, 280  
Griddle cakes, 280  
Oatmeal griddle cakes, 280  
Wheat griddle cakes, 280  
Griddle cakes I, 281  
Griddle cakes II, 281  
Griddle cakes III, 281  
Buckwheat cakes I, 281  
Buckwheat cakes II, 282  
Rice cakes, 282  
Corn griddle cakes, 282  
Crumb griddle cakes, 282  
Mollette, 283  
Drop dumplings, 283  
Rolled dumplings, 283

### CAKES

Cake-baking, 289  
  Mixing, 289  
  Baking, 290  
Baking-powder, 291  
Angel cake, 291  
Sponge cake I, 291  
Sponge cake II, 291  
Sponge cake III, 292  
Cream sponge, 292  
Jelly roll, 292  
Potato-flour cake, 292  
Pound cake, 293  
Orange cake, 293  
Butter Cake, 293  
Peggy cake, 293  
Gold cake, 293  
Silver cake, 294  
Plain cake, 294  
Blueberry cake, 294  
Shellbark cake, 294  
Lemon cake, 295  
Cornstarch cake, 295  
Simple layer cake, 295  
Farmers' fruit cake, 295  
Economical fruit cake, 296  
One-egg fruit cake, 296  
Mock pound cake, 296  
Cocoanut cake, 296  
Lady cake, 297  
White cup cake, 297  
Cinnamon sweet cake, 297  
Marshmallow cake, 297  
Coffee loaf cake, 298  
Marble cake, 298  
Surprise cake, 298  
Snippy-doodle, 299  
Sponge ginger cake, 299  
Gingerbread, 299  
Molasses cake, 299  
Mocha torte, 299  
Patriotic cake, 300  
Devils' food, 300  
Spanish bun I, 301  
Spanish bun II, 301  
Cup cakes, 301  
Drop cakes, 301  
Chocolate drop cakes, 302  
Currant drop cakes, 302  
Ginger drop cakes, 302  
Oat cakes, 302

pages { 305  
306 } gave

## GENERAL INDEX

Oat cookies, 303  
Peppernuts, 303  
Belgrader bread, 303  
Almond rock cakes, 303  
Macaroons, 304  
Cocoanut macaroons, 304  
Nut macaroons, 304  
Chocolate cakes, 304  
Chocolate wafers, 305  
A-P's, 305  
Ginger snaps I, 305  
Ginger snaps II, 305  
Orange gingerbread, 306  
Crisp gingerbread, 306  
Cymbals, 306  
Jumbles, 306  
Cookies, 307  
Sand tarts, 307  
Peanut cakes, 307  
Fruit jumbles, 307  
Meringues, 307  
Kisses, 308  
Plain frosting, 308  
Ornamental frosting, 308  
Boiled frosting, 308  
Chocolate frosting I, 309  
Chocolate frosting II, 309  
Maple-sugar frosting, 309  
Divinity frosting, 309  
Chocolate filling, 309  
Fig filling, 310  
Fruit filling, 310  
Orange filling, 310  
Lemon filling, 310  
Cocoanut filling, 310  
Marshmallow filling, 310

### PASTRY AND PIES

Baking pies, 317  
Puff-paste, 317  
Half puff-paste, 318  
Plain paste, 319  
Tartlets, 319  
Torta frutas, 319  
Peach crusts, 319  
French tart, 320  
Baked apple dumplings, 320  
Pumpkin pie, 320  
Rhubarb pie, 320  
Lemon meringue pie, 320  
Lemon cream pie, 321

Raisin pie, 321  
Cranberry tart, 321  
Custard pie, 321  
Cocoanut custard, 322  
Cheese cake, 322  
Apple pie, 322  
Cherry pie, 322  
Bethlehem apple tart, 322  
Peach pie, 323  
Peach tart, 323  
Mince meat, 323  
Washington pie, 323  
Health pie, 324  
Short cake, 324  
Economical short cake, 324

### SANDWICHES AND SAVORIES

Meat sandwiches, 329  
Meat filling for sandwiches, 329  
Anchovy sandwiches, 330  
Fig sandwiches, 330  
Date and fig sandwiches, 330  
Fruit sandwiches, 330  
Nut sandwiches, 330  
Nut and raisin sandwiches, 330  
Olive sandwiches, 330  
Lettuce and cream-cheese sandwiches, 331  
Lettuce and walnut sandwiches, 331  
Egg sandwiches, 331  
Surprise sandwiches, 331  
Ribbon sandwiches, 331  
Sweet sandwiches, 331  
Mock crab sandwiches, 332  
Egg and olive sandwiches I, 332  
Egg and olive sandwiches II, 332  
Japan sandwiches, 332  
Caviar sandwiches, 332  
Sardine sandwiches, 332  
Cheese filling for sandwiches, 333  
Club sandwich, 333  
Combination sandwich, 333  
Cinnamon toast, 333  
Egg toast, 333  
Cheese straws, 334  
Salted almonds, 334  
Salted peanuts, 334

### CEREALS

Cooking cereals, 339  
Oatmeal porridge, 339

*Pages 347  
348 gone*

## GENERAL INDEX

Oatmeal with cheese, 340  
Baked apple with oatmeal, 340  
Wheat cereals, 340  
Corn-meal mush, 340  
Fried mush, 340  
Boiled rice, 341  
Rice in milk, 341  
Farina, 341  
Hominy, 341

Baked quinces, 358  
Stewed quinces, 358  
Stewed rhubarb, 359  
Stewed blackberries, 359  
Stewed raspberries, 359  
Stewed cherries, 359  
Stewed cranberries, 359  
Dried fruits, 359  
Lemon butter I, 360  
Lemon butter II, 360

### CANDY

*these pages are gone*

Fondant, 345  
Quick fondant, 345  
Chocolate creams, 346  
Chocolate cream mints, 346  
Nougat, 346  
Molasses candy I, 346  
Molasses candy II, 347  
Cinnamon candy, 347  
Butter scotch, 347  
Pinoche, 347  
Peanut brittle, 347  
Pralines, 348  
Chocolate fudge, 348  
Cocoa fudge, 348  
Chocolate caramels, 348  
Cocoanut butter scotch, 348  
Cream peppermints, 349  
Mexican caramels, 349  
Pop-corn balls, 349  
Fruits glacé, 349  
Nuts glacé, 349  
Candied lemon and orange peel, 350  
Marshmallows, 350  
Divinity, 350  
Orange paste, 350  
Karo candy, 351  
Cocoanut cones, 351  
Hoarhound candy, 351

### FRUIT

Fruit in the diet, 357  
Baked apples, 357  
Apple sauce, 357  
Fried apples, 358  
Stewed peaches, 358  
Baked peaches, 358  
Baked pears, 358

### CANNING AND PRESERVING

General instructions, 365  
Canning fruit in water bath, 366  
Canning in the preserving kettle, 367  
Canned raspberries, 367  
Canned blackberries, 368  
Raspberries and currants, 368  
Canned currants, 368  
Canned blueberries, 368  
Canned cherries, 368  
Canned grapes, 368  
Canned rhubarb, 369  
Canned gooseberries, 369  
Canned plums, 369  
Canned peaches, 369  
Canned pears, 370  
Canned crab apples, 370  
Canned quinces, 370  
Canned pineapple, 370  
Canning vegetables, 370  
Canned tomatoes, 371  
Canned mushrooms, 371  
Preserving fruit, 371  
Strawberries in the sun, 372  
Preserved strawberries, 372  
Strawberries and pineapple, 372  
Preserved cherries, 372  
Preserved plums and green gages, 372  
Cherry conserve, 373  
Preserved pineapple, 373  
Marmalades, 373  
Grape-fruit marmalade, 373  
Orange marmalade, 374  
Spiced currants, 374  
Preserved yellow tomatoes, 374  
Raisin compote, 374  
Spiced pears, 375  
Pickled cherries, 375  
Citron preserve, 375

pages { 379  
380 } done

## GENERAL INDEX

- Apple butter, 376
  - Peach butter, 376
  - Tutti-frutti, 376
  - Jelly-making, 376
  - Apple jelly, 377
  - Quince jelly, 377
  - Mint jelly, 377
  - Currant jelly, 378
  - Raspberry and currant jelly, 378
  - Raspberry jelly, 378
  - Blackberry jelly, 378
  - Strawberry jelly, 378
  - Green-grape jelly, 378
  - Ripe-grape jelly, 378
  - Plum jelly, 379
- PICKLES**
- Mixed pickle, 385
  - Mixed-pickle dressing, 385
  - Green tomato sauce, 385
  - Chili sauce, 386
  - Pickled peppers, 386
  - Pickled tomatoes, 386
  - Tomato catsup, 386
  - Pickled cucumbers, 387
  - Mushroom catsup, 387
- BEVERAGES**
- Coffee, 391
  - Instantaneous coffee, 391
  - Serving coffee, 392
  - Coffee in bulk, 392
  - Tea, 392
  - Russian tea, 392
  - Tea punch, 392
  - Iced tea, 393
  - Hot chocolate, 393
  - Cocoa, 393
  - Chocolate syrup, 393
  - Chocolate nectar, 393
  - Fruit drinks, 394
  - Quick lemonade, 394
  - Egg lemonade, 394
  - Grape juice, 394
  - Other fruit juices, 395
  - Fruit syrup, 395
  - Raspberry vinegar, 395
  - Fruit punch, 395
- INVALID COOKERY**
- Lamb broth, 401
  - Beef tea, 401
  - Oatmeal gruel I, 401
  - Oatmeal gruel II, 402
  - Indian gruel, 402
  - Sago gruel, 402
  - Egg gruel, 402
  - Cracker gruel, 402
  - Arrowroot, 403
  - Arrowroot water, 403
  - Flaxseed tea, 403
  - Toast water, 403
  - Albumenized water, 404
  - Rice water, 404
  - Panada, 404
  - French panada, 404
  - Milk toast I, 404
  - Milk toast II, 405
  - Cream toast, 405
  - Soaked crackers, 405
  - Egg milk-shake, 405
  - Sunshine orange, 405
  - Lemon foam, 406
  - Lemon whey, 406
  - Whipped apple sauce, 406
  - Custard, 406
  - Calf's foot jelly, 406
  - Potatoes on the half-shell, 407
  - Koumiss, 407
  - Stewed figs, 407
  - Tapioca, 407
  - Beef pats, 408
  - Chicken panada, 408
  - Oysters on toast, 408
  - Squabs or any small birds, 408
- FIRELESS COOKERY**
- Cooking by fireless, 413
  - Home-made cooker, 413
  - Cereals, 414
  - Arrowroot gruel, 414
  - Barley mush, 415
  - Corn-meal mush, 415
  - Cracked wheat, 415
  - Graham mush, 415
  - Hominy, 415
  - Oatmeal, 416
  - Pettijohn's breakfast food, 416
  - Ralston's breakfast food, 416

## GENERAL INDEX

- Boiled rice, 416  
Rice and figs, 416  
Rolled wheat, 416  
Cream of wheat, 417  
Soup, 417  
Browned soup stock, 417  
White soup stock, 417  
Bean soup, 418  
Chicken soup, 418  
Corn soup, 418  
Tomato soup, 418  
Turtle soup, 419  
Vegetable soup, 419  
Potato soup, 419  
Cream of celery soup, 419  
Cream of pea soup, 420  
Lentil soup, 420  
Bouillon, 420  
Fish, 420  
Baked fish, 421  
Codfish balls, 421  
Baked lake trout, 421  
Boiled white fish, 421  
Scalloped salmon, 421  
Boiled salmon, 422  
Turbot, 422  
Meats, 422  
Corned beef, 422  
Boiled beef, 422  
Beef au gratin, 423  
Roast beef, 423  
Round steak on biscuits, 423  
Beef stew, 423  
Beefsteak and onions, 424  
Boiled dinner, 424  
Browned beef stew, 424  
Chicken curry, 424  
Fricassee chicken, 424  
Chicken pie, 425  
Roast chicken, 425  
Chicken stew, 425  
Irish stew, 425  
Baked hash, 426  
Boiled ham, 426  
Fricassee of lamb, 426  
Roast lamb, 426  
Lamb chops, roasted, 426  
Boiled leg of lamb, 426  
Roast pork, 427  
Sweetbreads, 427  
Pork tenderloin, 427  
Boiled tongue, 427  
Curry of veal, 427  
Veal croquettes, 427  
Veal loaf, 428  
Roast veal, 428  
Veal rolls, 428  
Veal and rice, 428  
Meat recipes for the home-made cooker  
    Roasted meats, 429  
    Stuffed heart, 429  
    Mock wild duck, 429  
Vegetables, 430  
Asparagus, 430  
Boiled beets, 430  
Beet greens, 431  
Pickled beets, 431  
Baked beans, 431  
Boiled cabbage, 431  
Boiled carrots, 432  
Carrots and peas, 432  
Cauliflower, 432  
Creamed celery, 432  
Baked corn, 432  
Baked corn and tomatoes, 432  
Boiled green corn, 433  
Lima beans, fresh, 433  
Lima beans, purée, 433  
Boiled onions, 433  
Parsnips, 433  
Peas, 433  
Mashed potatoes, 434  
Steamed potatoes, 434  
Baked potatoes, 434  
Creamed potatoes, 434  
Scalloped potatoes, 434  
Potatoes for salad, 435  
Sauer kraut, 435  
Spinach, 435  
Stuffed peppers, 435  
Squash, 435  
String beans, 435  
Baked sweet potatoes, 436  
White turnips, 436  
Yellow turnips, 436  
Boiled tomatoes, 436  
Stewed tomatoes, 436  
Baked macaroni, 436  
Macaroni with cheese, 437  
Macaroni with tomatoes, 437  
Bread and biscuits, 437  
Bread, 437  
Tea biscuits, 438  
Boston brown bread I, 438

## GENERAL INDEX

Boston brown bread II, 438  
Steamed graham bread, 438  
Cake, 439  
Angel cake, 439  
Sponge cake I, 439  
Sponge cake II, 439  
Christmas cake, 440  
Gingerbread, 440  
Sour-milk cake, 440  
Nut cake, 440  
Dried fruits, 441  
Apples, 441  
Apricots, 441  
Black figs, 441  
Figs, 441  
Dried peaches, 441  
Dried pears, 442  
Prunes, 442  
Bread pudding, 442  
Cottage pudding, 442  
Fig pudding, 442  
Cherry pudding, 443  
Tapioca and apples, 443  
Tapioca custard pudding, 443  
Other puddings, 443  
Apple pie, 444  
Cherry pie, 444  
Custard pie, 444  
Lemon pie, 444  
Pumpkin pie, 444  
Frozen desserts, 445

### PAPER-BAG COOKERY

General directions, 451  
Panned oysters or clams, 452  
Breaded oysters, 452  
Baked fish in paper bag, 453  
Smelts sur le plat, 453  
Spanish mackerel in butter, 453  
Stuffed fish, 453  
Roast quail, 453  
Roast chicken, 453  
Chicken sauté, 454  
Mutton stew, 454  
Mutton cutlets, 454  
Beef stew, 454  
Beef loaf, 454  
Roast beef with potatoes, 454  
Scalloped sweetbread, 455  
Kidney, 455  
Steamed cauliflower, 455

Steamed turnips, 455  
Steamed carrots, 455  
Green peas, 455  
Baked tomatoes, 456  
Potato chips, 456  
Sauté potatoes, 456

### CHAFING-DISH COOKERY

Practical suggestions, 461  
Bouillon, 461  
Shrimp wiggle, 461  
Cream of tomato, 462  
Rinktum ditty, 462  
Chicken hollandaise, 462  
English monkey, 462  
Welsh rarebit, 462  
Mexican rarebit, 463  
Macaroni rarebit, 463  
Mt. Clemens rarebit, 463  
Curried eggs, 463  
Stirred eggs, 464  
Tomato scramble, 464  
Stock scramble, 464  
Cheese scramble, 464  
Terrapin, 464  
Oyster pan-roast, 465  
Creamed oysters and celery, 465  
Panned oysters, 465  
Roasted oysters, 465  
Pigs in blankets, 465  
Lobster à la crème, 466  
Lobster stew, 466  
Deviled lobster, 466  
Clams à la crème, 466  
Crab à la crème, 467  
Shrimp à la crème, 467  
Clam and egg scramble, 467  
Clam toast, 467  
Canvas-back ducks, 467  
Sardine savory, 467  
Creamed sardines, 468  
Frog saddles, 468  
Quail, 468  
Frizzle-dizzle, 468  
Veal with asparagus tips, 468  
Deviled meat, 469  
Beef chauffé, 469  
Mushrooms with bacon, 469  
Tomato curry, 469  
Macaroni milanaise, 469  
Apple dainty, 470

## GENERAL INDEX

---

Fig dainty, 470  
Salted almonds, 470  
Candy, 470


### CASSEROLE COOKERY

Value of casserole cookery, 475  
Chicken en casserole, 475  
Beefsteak en casserole, 476  
Lamb en casserole, 476  
Casserole roast, 476  
Casserole hash, 477  
Baked beans en casserole, 477  
Macaroni in ramekins, 477

Rice in ramekins, 477  
Brown fricassee of oysters, 477  
Scalloped oysters in ramekins, 477  
Halibut au gratin, 478  
Salmon au gratin, 478  
Eggs in ramekins, 478  
Chicken in ramekins, 478

### MENUS

Simple breakfasts, 481  
Simple luncheons, 482  
Simple dinners, 483





## ALPHABETICAL INDEX

### A

Afternoon tea, 18  
Albumenized water, 404  
Almond cream, 211  
  rock cakes, 303  
Almonds, salted, 334, 470  
  with eggs, 142  
Ambrosia, 25  
Anchovy canapés, 25  
  sandwiches, 330  
Angel cake, 291, 439  
Apfel Kuchen, 267  
Appetizers, 23  
Apple butter, 376  
  cake, 267  
  dainty, 470  
  dumplings, baked, 320  
  fritters, 183  
  jelly, 377  
  meringue, 217  
  pie, 322, 445  
  pudding, 222  
  sauce, 117  
  snow, 212  
  tapioca, 216  
  tart, 322  
Apples, baked, 357  
  baked, with oatmeal, 340  
  dried, 441  
Apricots, dried, 441  
A-P's, 305  
Arrowroot, 403  
  gruel, 414  
  water, 403  
Art of cookery, 3  
Artichoke, Jerusalem, 163  
  Globe, 163  
Asparagus, 168, 430  
  cream of, 33

### B

Bacon and eggs, 86  
Baked beans, 137, 431, 477

Baked crackers, 139  
  flour pudding, 219  
  hash, 149, 426  
Baking bread, 256  
  cake, 290  
  powder, 291  
  powder bread, 259  
Banana dainty, 203  
  fritters, 184  
  salad, 202  
Barley mush, 415  
  soup, 38  
Bavarian cream, 214  
Bean soup, 418  
Beans, baked, 137, 431, 477  
  Lima, 164, 433  
  Mexican, 138  
  purée, 137  
  sauté, 137  
Béchamel sauce, 116  
Beef à la mode, 70  
  au gratin, 423  
  birds, 76  
  boiling, 68, 422  
  bouillon, 30  
  broiling, 67  
  braising, 69  
  chauffé, 469  
  chop suey, 74  
  corned, 72, 422  
  creamed, 76  
  forcemeat, 106  
  fricasseeing, 69  
  frying, 68  
  kromeskies, 184  
  loaf, 76, 454  
  pats, 408  
  pot-pie, 86  
  purchasing, 65, 70  
  roast, 67, 423  
  roast with potatoes, 454  
  roast with Yorkshire pudding,  
    70  
  roasting, 67  
  sautéing, 69

Beef scalloped, 150  
  soup, 35  
  stew, 423, 424, 454  
  stewing, 69  
  tea, 401  
  terrapiin, 71  
Beefsteak (broiling), 67  
  and onions, 424  
  en casserole, 476  
Beet greens, 162, 431  
  salads, 199  
Beets, 166, 430  
  pickled, 166, 431  
Belgrader bread, 303  
Berry charlotte, 217  
  pudding, 223  
Bethlehem apple tart, 322  
Beverages, 391  
Birds' nests, 127  
Bisque ice cream, 234  
Black-bean soup, 39  
Blackberries stewed, 359  
Blackberry jelly, 378  
Blanc mange, 210  
Blanquette of chicken, 152  
Blueberry cake, 294  
Bohemian houska, 266  
Boiled custard, 207  
  dinner, 424  
  frosting, 308  
Boiling meat, 68  
Bombe glacé, 232  
Boston brown bread, 264, 438  
  roast, 138  
Bouillon, 30, 31, 420, 461  
Braising meat, 69  
Bread, 255-264  
  crumbs, 108  
  pudding, 218, 442  
  rusk, 269  
  sauce, 112  
  sticks, 280  
Breakfasts, 481  
Bridge-whist pudding, 214  
Brioche, 268

## ALPHABETICAL INDEX

- Broiling, 67  
 Brown Betty, 219  
     bread, 264, 438  
     bread pudding, 221  
     sauce, 111  
     sugar sauce, 248  
 Browned soup stock, 417  
 Brussels sprouts, 161  
 Buckwheat cakes, 281, 282  
 Bund Kuchen, 268  
 Buns, 270, 271  
 Butter cake, 293  
     scotch, 347
- C**
- Cabbage, 160, 431  
     with pork, 160  
 Café frappé, 238  
     parfait, 239  
 Cakes, 289, 439  
 Calf's foot jelly, 406  
     head, baked, 78  
     liver, braised, 80  
     liver, broiled, 80  
     liver, stewed, 81  
     liver, stuffed, 81  
     liver with cream sauce, 70  
 Canada egg bread, 263  
 Canapés, 25  
 Candied lemon and orange peel,  
     350  
 Candy, 345, 470  
 Canned blackberries, 368  
     blueberries, 368  
     cherries, 368  
     crab apples, 370  
     currants, 368  
     gooseberries, 369  
     grapes, 368  
     mushrooms, 371  
     peach pudding, 221  
     peaches, 369  
     pears, 370  
     pineapple, 370  
     plums, 369  
     quinces, 370  
     raspberries, 367  
     raspberries and currants, 368  
     rhubarb, 369  
 Canned tomatoes, 371  
 Canning and preserving, 365  
     fruit in water bath, 366  
     in the preserving kettle, 367  
     vegetables, 370  
 Canvas-back ducks, 467  
 Caper sauce, 115  
 Caramel, 108  
     custard, 212  
     ice cream, 234  
     sauce, 247  
 Caramels, chocolate, 348  
     Mexican, 349  
 Carrots, 165, 432  
     and peas, 165, 432  
     steamed, 455  
 Casserole cookery, 475  
     hash, 477  
     roast, 476  
 Cauliflower, 161, 432  
     au gratin, 161  
     creamed, 161  
     polonaise, 161  
     salad, 200  
     steamed, 455  
 Caviar canapés, 25  
     sandwiches, 332  
 Cereals, 339, 414  
 Celery, cream of, 33  
     creamed, 166, 432  
     sauce, 116  
 Chafing-dish cookery, 461  
 Charlotte russe, 215  
 Cheese, 133  
     cake, 322  
     canapés, 25  
     cottage, 138  
     filling for sandwiches, 333  
     omelet, 125  
     rolls, 140  
     scramble, 464  
     soufflé, 140  
     soup, 36  
     straws, 334  
 Cherries, canned, 368  
     preserved, 372  
     pickled, 375  
     stewed, 359  
 Cherry conserve, 373  
     mousse, 239  
     pie, 322, 444  
     pudding, 443  
 Cherry sauce for ices, 251  
     tapioca, 217  
 Chestnuts, 172  
 Chicken à la crane, 186  
     à la king, 186  
     and oysters, 97  
     barbecued, 96  
     broiled, 95  
     broth, 30  
     croquettes, 187  
     curry, 424  
     en casserole, 475  
     forcemeat, 105  
     fricassee, 96, 424  
     fried, 96  
     gumbo, 37  
     hollandaise, 462  
     in ramekins, 478  
     patties, 186  
     pie, 96, 425  
     planked, 95  
     roast, 94, 425, 453  
     salad, 195  
     sauté, 454  
     soup, 418  
     stew, 95, 425  
     terrarin, 97  
 Children's rusk, 269  
 Chile bisque, 32  
 Chili sauce, 386  
 Chocolate cakes, 304  
     caramels, 348  
     charlotte, 216  
     cream mints, 346  
     creams, 346  
     devils' food, 300  
     drop cakes, 302  
     éclairs, 225  
     filling, 309  
     frappé, 238  
     frosting, 309  
     fudge, 348  
     hot, 393  
     ice cream, 234  
     nectar, 393  
     parfait, 239  
     pudding, 209  
     sauce, 249, 250  
     syrup, 393  
     wafers, 365  
 Chop suey, 74  
 Christmas cake, 440

## ALPHABETICAL INDEX

- Cinnamon bun, 265  
 cake, 265  
 candy, 347  
 sweet cake, 297  
 toast, 333
- Citron preserve, 375
- Clam and egg scramble, 467  
 bouillon, 31  
 chowder, 41  
 cocktail, 24  
 fritters, 55  
 soup, 32  
 toast, 467
- Clams, 54  
 à la crème, 466  
 creamed, 55  
 paned, 452
- Cleanliness, 7
- Club sandwich, 333
- Coarse loaf, 264
- Cocktails, 23-25
- Cocoa, 393  
 bread, 263  
 fudge, 248  
 sauce, 251
- Cocunut butter scotch, 348  
 cake, 296  
 cones, 351  
 cornstarch, 209  
 custard, 322  
 filling, 310  
 junket, 209  
 macaroons, 304  
 tapioca, 211
- Codfish, 53  
 balls, 54, 421  
 kedgeree, 127
- Coffee, 391  
 cake, 268  
 ice cream, 234  
 in bulk, 392  
 instantaneous, 391  
 jelly, 213  
 loaf cake, 298  
 serving, 392
- Cold slaw, 199  
 slaw dressing, 199
- Colored Mayonnaise, 194
- Combination salad, 197  
 sherbet, 237  
 sandwich, 333
- Consommé, 30
- Cooked dressing, 194
- Cooker, fireless, 413  
 home-made, 413
- Cookies, 307
- Cooking by fireless, 413
- Cordial, 596
- Corn and cheese soufflé, 139  
 baked, 432  
 baked with tomatoes, 432  
 boiled green, 433  
 bread, 262  
 bread with yeast, 262  
 chowder, 41  
 cream of, 34  
 griddle cakes, 282  
 meal mush, 340, 415  
 muffins, 276  
 muffins with yeast, 276  
 off the cob, 170  
 on the cob, 170  
 pudding, 171  
 soup, 418  
 succotash, 171
- Corned beef, 72, 422  
 beef hash, 150
- Cornstarch cake, 295  
 pudding, 208
- Cottage cheese, 138  
 pudding, 218, 442
- Course dinner, 16
- Crab à la crème, 467
- Crabs, deviled, 58
- Cracked wheat, 415
- Cracker gruel, 402
- Crackers, soaked, 405
- Cranberries, stewed, 359
- Cranberry frappé, 238  
 sauce, 116  
 tart, 321
- Cream dressing, 194  
 for puffs, 225  
 of asparagus, 33  
 of celery, 33, 419  
 of corn, 34  
 of lettuce, 34  
 of pea, 33, 420  
 of potato, 32  
 of spinach, 34  
 of tomato, 33, 462  
 of tomato sauce, 114  
 of wheat, 417  
 peppermints, 349
- Cream puffs, 225  
 sauce, 112, 247  
 sauce with mushrooms, 112  
 sponge, 292  
 stock, 30  
 toast, 405
- Creamed frizzled beef, 77  
 hash, 150
- Croquettes, chicken, 187  
 meat, 188  
 potato, 174
- Croutons, 41
- Crumb griddle cakes, 282
- Crust for pies, 317, 318, 319
- Cucumber salad, 199
- Cucumbers, stuffed, 177
- Cup cakes, 301  
 custards, 212
- Currant drop cakes, 302  
 ice, 236  
 jelly, 378  
 tea-ring, 267
- Curry of beef, 149  
 of lamb, 150  
 of veal, 78, 427  
 sauce, 113
- Cusk à la crème, 152
- Custard, 207, 406  
 pie, 321, 444  
 sauce, 247
- Cutlets, 152, 454
- Cymbals, 306

### D

- Dandelions, 165
- Date and fig sandwiches, 330  
 sponge, 224
- Delicate pudding, 216
- Deviled crabs, 58  
 eggs, 197  
 meat, 469
- Devils' food, 300
- Diagram of cuts of beef, 66  
 of cuts of lamb and mutton, 82  
 of cuts of pork, 84  
 of cuts of veal, 79
- Dinner party, 12  
 rolls, 273
- Dinners, 483  
 without meat, 134
- Divinity, 350

## ALPHABETICAL INDEX

Divinity frosting, 309  
 Doughnuts, 265  
 Drawn butter, 113  
 Dressing, for roast, 106, 107  
     for salad, 193-195  
 Dried beans and peas, 164  
     beans sauté, 137  
     fruits, 359, 441  
     peas, beans, lentils, 135  
 Drippings, 107  
 Drop biscuit, 277  
     cakes, 301, 302  
     dumplings, 283  
 Duck, roast, 97  
 Dumplings, baked apple, 320  
     drop, 283  
     rolled, 283  
 Dutch cake, 266

### E

Economical fruit cake, 296  
     ice cream, 232  
     short cake, 324  
     soup, 38  
 Economy, 5  
 Egg and olive sandwiches, 332  
     gruel, 402  
     lemonade, 394  
     milk-shake, 405  
     muffins, 277  
     salad, 198  
     sandwiches, 331  
     sauce, 112, 248  
     toast, 333  
 Eggplant, baked, 169  
     broiled, 169  
     fried, 170  
 Eggs, 121  
     baked à la Martin, 126  
     Beauregard, 127  
     boiled, 121  
     coddled, 121  
     curried, 122, 463  
     fried, 121  
     griddled, 122  
     in ramekins, 478  
     Japanese, 127  
     poached, 121  
     scrambled, 122  
     shirred, 122  
     Spanish, 128

Eggs, stirred, 464  
 English Bath buns, 270  
     monkey, 462  
     muffins, 274  
     plum pudding, 220  
     scones, 272  
 Entertaining, 11  
 Entrées, 183  
 Evening collation, 19

### F

Farina, 341  
 Farmers' cabbage, 151  
     fruit cake, 295  
 Fig dainty, 470  
     dessert, 217  
     filling, 310  
     pudding, 442  
     sandwiches, 330  
 Figs, 407, 441  
 Filipino beef, 75  
 Fireless cookery, 413  
 Fish, 420  
     baked, 51, 421  
     baked in paper bag, 453  
     boiled, 50  
     broiled, 51  
     cleaning, 50  
     croquettes, 152  
     cutlets, 152  
     forcemeat for baked, 106  
     fried, 51  
     scalloped, 153  
     stuffed, 453  
 Flaxseed tea, 403  
 Flowering ice cream, 232  
 Foamy sauce, 249  
 Fondant, 345  
 Food and its uses, 4  
 Forcemeats, stuffings, etc., 105  
 Fraise salad, 203  
 Frappé, 238  
 French dressing, 195  
     tart, 320  
 Fricasseeing, 69  
 Fritter batter, 183  
 Frizzle-dizzle, 468  
 Frizzled beef, 77  
 Frog saddles, 468  
 Frogs, 58  
 Frosting, 308, 309

Frozen cherries, 236  
     cocoanut custard, 233  
     custard, 233  
     desserts, 231, 445  
     fruits, 236  
     peaches, 236  
     pudding, 233  
     raspberries, 236  
     strawberries, 236

Fruit, 357  
     and nut salad, 201  
     cake, 295, 296  
     drinks, 394  
     filling, 310  
     granite, 237  
     juices, 395  
     jumbles, 307  
     punch, 395  
     pyramids, 202  
     salad, 201  
     sandwiches, 330  
     sauce, 248  
     syrup, 395  
 Fruits glacé, 340  
 Frying, 68  
 Fudge, 348

### G

German coffee cake, 268  
     suetine, 107  
 Giblet sauce, 111  
 Giblets, 94  
 Ginger drop cakes, 302  
     frappé, 238  
     snaps 305  
     sponge, 299  
 Gingerbread, 299, 440  
     crisp, 306  
     orange, 306  
 Gluten bread, 261  
     gems, 278  
 Gold cake, 293  
 Golden buck, 126  
 Graham bread, 259, 438  
     muffins 274  
     mush, 415  
     puffs, 278  
     wafers, 277  
 Grape-fruit and pineapple salad,  
     203  
     cocktail, 24

## ALPHABETICAL INDEX

Grape-fruit frappé, 238  
 marmalade, 373  
 salad, 203  
 Grape jelly, 378  
 juice, 394  
 sherbet, 237  
 Green-grape jelly, 378  
 Green peppers, stuffed, 169  
 tomato sauce, 385  
 Griddle cakes, 280-282  
 Grouse, roasted, 99  
 Guinea fowls, 98  
 Guiso, 74  
 Gumbo, 35

### H

Half puff-paste, 318  
 Halibut au gratin, 478  
 baked filets of, 53  
 planked, 52  
 Ham and eggs, 85  
 baked, 85  
 boiled, 84, 426  
 broiled, 85  
 canapés, 25  
 forcemeat, 105  
 frizzled, 85  
 patties, 186  
 stewed, 85  
 Hamburg steak, 76  
 Hard sauce, 250  
 Hash, 149, 150  
 Health pie, 324  
 Heart, stuffed, 429  
 Hints on serving, 16  
 Hoarhound candy, 351  
 Hollandaise sauce, 113  
 Hominy, 341, 415  
 pudding, 210  
 Horseradish sauce, 114  
 Hot cakes, 280-283  
 chocolate sauce, 249  
 cross buns, 271  
 Huckleberry pudding, 223  
 Hungarian goulash, 75

### I

Ice creams and ices, 231  
 Icing, 308  
 Imperial sticks, 42

India curry, 78  
 Indian gruel, 402  
 baked pudding, 222  
 boiled pudding, 223  
 Informal dinner, 18  
 Introductions, 13  
 Invalid cookery, 401  
 Invitations in general, 17  
 Irish stew, 83, 425

### J

Japan sandwiches, 332  
 Jellies, 376-379  
 Jelly, coffee, 213  
 lemon, 213  
 making, 376  
 roll, 292  
 wine, 213  
 sauce, 116  
 Joyful pudding, 215  
 Julienne soup, 38  
 Jumbles, 306

### K

Kale, 162  
 Karo candy, 351  
 Kedgeree, 127  
 Kidneys, 87, 455  
 Kisses, 308  
 Knending, 255  
 Kohl-rabi, 165  
 Koumiss, 407

### L

Lady cabbage, 160  
 cake, 297  
 Lake trout, baked, 421  
 Layer cake, 295  
 Lamb, boiled leg of, 426  
 boiling, 68  
 broiling, 67  
 broth, 401  
 chops, roasted, 426  
 curry of, 150  
 en casserole, 476  
 fricasseeing, 69, 426  
 frying, 68  
 roasting, 67, 428  
 Leeks, 163

Left-overs, 149  
 Lemon butter, 360  
 candied peel, 350  
 cake, 295  
 cream pie, 321  
 filling, 310  
 foam, 406  
 ice, 235  
 ice cream, 235  
 jelly, 213  
 meringue pie, 320  
 pie, 444  
 sauce, 249  
 sherbet, 237  
 whey, 406

Lemonade, 394  
 Lentil soup, 420

Lentils à la Creole, 136  
 baked, 136

Lettuce and cream-cheese sandwiches, 331  
 and walnut sandwiches, 331  
 boiled, 162  
 cream of, 34  
 salad, 196

Lima beans, 164, 433

purée, 433

Liver, 80, 81  
 and bacon, 80  
 stewed, 81

Lobster, 57

à la crème, 466  
 cocktail, 23  
 deviled, 466  
 salad, 196  
 stew, 466

Lunch rolls, 273

Luncheons, 482

### M

Macaroni, baked, 139, 436  
 boiled, 177  
 in ramekins, 477  
 milanaise, 469  
 rarebit, 463  
 with cheese, 139, 437  
 with tomatoes, 437  
 Macarons, 304  
 Maitre d'hotel butter, 113  
 Maple mousse, 240  
 sugar frosting, 309

## ALPHABETICAL INDEX

- Marble cake, 298  
 Marine salad, 201  
 Marmalades, 373  
 Marshmallow cake, 297  
     filling, 310  
 Marshmallows, 350  
 Mayonnaise dressing, 193  
 Meat croquettes, 188  
     filling for sandwiches, 329  
     patties, 186  
     pot-pie, 86  
     recipes for the home-made  
         cooker, 429  
     sandwiches, 329  
     stock, 29  
     substitutes, 133  
 Meats, 422  
     cooking, 65  
     purchasing, 65  
 Menu and table, 15  
     for full course dinner, 15, 16  
 Menus, 481  
     for dinners without meat, 134  
     simple breakfasts, 481  
     simple dinners, 483  
     simple luncheons, 482  
 Meringues, 307  
     glacées, 233  
 Mexican beef, 74  
     caramels, 349  
     rarebit, 463  
 Migas, 139  
 Milk bread, 258  
     toast, 404  
 Mince-meat, 323  
 Mint jolly, 377  
     sauce, 112  
 Mixed fruit cocktail, 24  
     pickle dressing, 385  
     pickles, 385  
 Mixing, cake, 289  
 Mocha Torte, 299  
 Mock charlotte, 299  
     crab sandwiches, 332  
     cream, 250  
     duck, 73  
     Mayonnaise, 194  
     pound cake, 296  
     rabbit, 73  
     turtle, 35  
     venison, 150  
 Mock wild duck, 429  
 Molasses cake, 299  
     candy, 346, 347  
 Mollette, 283  
 Moravian cake, 269  
 Mt. Clemens rarebit, 463  
 Mountain-dew pudding, 212  
 Mousse, 239, 445  
 Muffins, 274-277  
 Mullagatawny, 37  
 Mush, 340  
     fried, 340  
 Mushroom catsup, 387  
     sauce, 115  
 Mushrooms à la poulette, 172  
     baked, 171  
     broiled, 171  
     stewed, 172  
     with bacon, 469  
 Mutton, boiling, 68  
     braising, 69  
     broiling, 67  
     chops, with peas, 83  
     cutlets, 454  
     haricot of, 82  
     Irish stew, 83  
     pot-pie, 86  
     purchasing, 81  
     ragout of, 83  
     roasting, 67  
     shoulder, boiled, 82  
     shoulder, stuffed, 81  
     soup, 36  
     stew, 454
- N
- Nasturtium salad, 198  
 Newmarket pudding, 220  
 Noodle soup, 39  
 Normandy salad, 201  
 Nougat, 346  
 Novel tomato salad, 197  
 Nut and cheese relish, 143  
     and fruit cheese, 141  
     and raisin sandwiches, 330  
     bread, 262  
     butter, 141  
     cake, 440  
     macaroons, 304  
     roast, 141  
     sandwiches, 330  
 Nut soufflé, 142  
 Nuts glacé, 349
- O
- Oat cakes, 302  
     cookies, 303  
 Oatmeal, 416  
     griddle cakes, 280  
     gruel, 401, 402  
     muffins, 275  
     porridge, 339  
     with cheese, 340  
 October salad, 202  
 Okra, 169  
 Olive sandwiches, 330  
 Omelet, baked, 125  
     cheese, 125  
     codfish, 125  
     corn, 124  
     crumb, 124  
     ham, 123  
     oyster, 125  
     plain, 122  
     rice, 123  
     savory, 123  
     sweet, 124  
     tomato, 124  
 One-egg cake, 296  
     waffles, 279  
 Onions, boiled, 166, 433  
     fried, 167  
     scalloped, 167  
     stewed, 166  
 Orange cake, 293  
     filling, 310  
     gingerbread, 306  
     ice, 235  
     marmalade, 374  
     paste, 350  
     pekoe sherbet, 238  
     pudding, 210  
     sherbet, 237  
 Ornamental frosting, 308  
 Oven scones, 271  
 Ox eyes, 126  
 Ox-tail soup, 36  
 Oyster bouillon, 31  
     cocktail, 23  
     fritters, 183  
     pan-roast, 465  
     pic, 55

## ALPHABETICAL INDEX

- Oyster sauce, 115  
 soup, 31  
 stew, 56
- Oysters, breaded, 452  
 broiled, 57  
 brown fricassee of, 477  
 creamed, 56  
 creamed with celery, 465  
 fried, 55  
 on toast, 408  
 panned, 57, 452, 465  
 roasted, 465  
 scalloped, 56, 477  
 shirred, 56
- P**
- Panada, 404  
 chicken, 408  
 French, 404
- Paper-bag cookery, 451
- Parfait, 239, 445
- Parker-House rolls, 273
- Parsnips, 165, 433
- Partridges, 98
- Pastry and pies, 317
- Patriotic cake (1776 recipe), 300
- Patties, 186, 187
- Patty shells, 187
- Pea, cream of, 33
- Peach butter, 376  
 cobbler, 224  
 cocktail, 25  
 crusts, 319  
 ice cream, 235  
 patties, 221  
 pie, 323  
 pudding, 219  
 tart, 323
- Peaches, baked, 358  
 dried, 441  
 stewed, 358
- Peanut brittle, 347  
 butter, 141  
 cakes, 307  
 salad, 202
- Pea-pod soup, 33
- Peas, green, 164, 433, 455  
 sugar, 164
- Pears, baked, 358  
 dried, 442
- Peggy cake, 203
- Pepper and cream cheese salad, 198  
 pot, 37
- Peppernuts, 303
- Peppers, pickled, 386  
 stuffed, 435
- Perfect cream wafers, 277
- Pettijohn's breakfast food, 416
- Pheasants, 98
- Pickle for corning beef, 72
- Pickled beets, 166  
 cherries, 375  
 cucumbers, 387  
 peppers, 386  
 tomatoes, 386
- Pickles, 385
- Pie crust, 317-319
- Pies, 320-324  
 baking, 317
- Pigeon pie, 97
- Pigs' feet in jelly, 86
- Pigs in blankets, 465
- Pimiento bisque, 40  
 roast, 138
- Pineapple and banana cocktail, 24  
 ice, 236  
 ice cream, 235  
 moussé, 240
- Pinoche, 347
- Piquante sauce, 112
- Plain cake, 294  
 frosting, 308  
 paste, 319
- Planked chops, 83  
 lobster, 58  
 shad, 52
- Salisbury steak, 72  
 steak with oysters, 72
- Plum jelly, 379
- Pop-corn balls, 349
- Pop-overs, 278
- Pork chops, 84  
 roast, 84, 427  
 tenderloin, 427
- Pot pie, 86  
 roast, 70
- Potato balls, 174  
 cakes, 174  
 chips, 456  
 cream of, 32  
 croquettes, 174  
 flour cake, 292  
 puff, 176
- Potato salad, 198  
 soup, 419
- Potatoes au gratin, 175  
 boiled, 172, 435  
 baked, 173, 434  
 baked sweet, 436  
 browned, 175  
 candied sweet, 176  
 creamed, 174, 434  
 French fried, 173  
 fried sweet, 176  
 hashed brown, 176  
 lyonnaise, 175  
 mashed, 173, 434  
 new in cream, 174  
 on the half-shell, 407  
 sauté of, 456  
 scalloped, 175, 434  
 steamed, 173, 434  
 stuffed, 173
- Potted meat, 151
- Poultry and game, 93  
 marketing, 93  
 to dress, 93  
 to stuff, 94  
 to truss, 94
- Pound cake, 293
- Pralines, 348
- Preserved cherries, 372  
 pineapple, 373  
 plums and green gages, 372  
 strawberries, 372  
 strawberries and pineapple, 372  
 yellow tomatoes, 374
- Preserving fruit, 371
- Prune whip, 215
- Prunes, 442
- Puddings and desserts, 207  
 in fireless, 442  
 puff-paste, 317
- Pulled bread, 42
- Pumpkin pie, 320, 444
- Punch, 392, 395  
 frozen, 237, 238
- Purchasing beef, 70
- Purée of dried beans, 137
- Purposes of cooking, 7
- Q**
- Quail, 99, 468  
 roast, 453

# ALPHABETICAL INDEX

Queen of puddings, 210  
 Quenelles, 105  
 Quince jelly, 377  
 Quinces, baked, 358  
 stewed, 358

## R

Rabbit, 98  
 curried, 188  
 panned, 98  
 Raisin bread, 263  
 compote, 374  
 pie, 321  
 puff, 220  
 Ralston's breakfast food, 416  
 Rarebit, 126, 462  
 Raspberries and currants, 368  
 stewed, 359  
 Raspberry and currant jelly, 378  
 cocktail, 24  
 jelly, 378  
 sauce, 249  
 vinegar, 395  
 Realengo, 216  
 Reed birds, 99  
 Rhubarb pie, 320  
 stewed, 359  
 Ribbon sandwiches, 331  
 Rice and figs, 416  
 baked, 140  
 blanc mange, 210  
 boiled, 341, 416  
 bread, 259  
 cakes, 282  
 English, 140  
 in milk, 341  
 in ramekins, 477  
 meringue, 208  
 muffins, 276  
 pudding, 207  
 water, 404  
 Rinktum ditty, 462  
 Ripe-grape jelly, 378  
 Rissoles, 184  
 Roasted meats, 429  
 Roasting, 67  
 Rolled dumplings, 283  
 steak, 73  
 wheat, 416  
 Rolls, 273  
 Roman gnocchi, 184

Round steak on biscuits, 423  
 Rusk, 269  
 Russian tea, 392  
 Rye bread, 261

## S

Sago gruel, 402  
 Salad dressing, cooked, 194  
 dressing, cream, 194  
 dressing, French, 195  
 dressing, in large quantity, 195  
 dressing, Mayonnaise, 193, 194  
 Salads, 193  
 Sally Lunn, 275  
 Salmagundi salad, 200  
 Salmi of game, 188  
 Salmon au gratin, 478  
 boiled, 422  
 creamed, 54  
 scalloped, 421  
 salad, 196  
 surprise, 54  
 Salsify, 165  
 Salt fish dinner, 53  
 pork in milk, 86  
 rising bread, 259  
 Salted almonds, 334, 470  
 peanuts, 334  
 Sand tarts, 307  
 Sandwiches and savories, 329  
 Sardine salad, 196  
 sandwiches, 332  
 savory, 467  
 Sardines, creamed, 468  
 Sauces, 111  
 sweet, 247  
 Sauer kraut, 435  
 Sautéing, 69  
 Savarin, 224  
 Scallops, fried, 54  
 Scones, 271, 272  
 Scotch oat cake, 278  
 short bread, 264  
 Seating the guests, 14  
 Shad, baked, 52  
 planked, 52  
 roe, 52  
 Shellbark cake, 294  
 Sherbets, 237  
 Short cake, 324  
 Shrimp à la crème, 467

Shrimp salad, 196  
 wiggle, 461  
 Silver cake, 294  
 Smelts, fried, 53  
 sur le plat, 453  
 Snippy-doodle, 299  
 Soups, 29, 417  
 Sour beef, 76  
 cream biscuit, 277  
 milk biscuit, 278  
 milk cake, 440  
 Spanish beefsteak, 74  
 bun, 301  
 cream, 214  
 mackerel in butter, 453  
 Spiced currants, 374  
 pears, 375  
 Spinach, 162, 435  
 cream of, 34  
 Sponge cake, 291, 292, 439  
 cake pudding, 222  
 ginger cake, 299  
 Squabs or any small birds, 408  
 Squash, 170, 435  
 baked, 170  
 pie, 320  
 steamed, 170  
 Steamed fruit pudding, 223  
 Stew from cold meat, 151  
 Irish, 83  
 Stewing meat, 69  
 Stock for soup, 29-30, 417  
 scramble, 464  
 Strawberries and pineapple, 372  
 preserved, 372  
 Strawberry cocktail, 24  
 ice cream, 235  
 jelly, 378  
 trifle, 213  
 String beans, 435  
 Stuffing, bread, 107  
 for baked fish, 106  
 oyster, 106  
 potato, 107  
 Succotash, 171  
 Suet pudding, 231  
 Suetine, 107  
 Sunshine orange, 405  
 Suprême sauce, 115  
 Surprise cake, 298  
 sandwiches, 331  
 Sweet French buns, 270



## ALPHABETICAL INDEX

Sweet sandwiches, 331  
sauces, 247  
Sweetbreads, broiled, 87  
in fireless, 427  
scalloped, 455  
stewed, 87

### T

Tapioca, 407  
and apples, 443  
custard, 211  
custard pudding, 443  
Tart, Bethlehem, 222  
cranberry, 320  
French, 320  
peach, 322  
Tartare sauce, 113  
Tartlets, 319  
Tea, 392  
biscuits, 272, 438  
iced, 393  
punch, 392  
rolls, 272  
Terrapin, 57, 464  
Three-egg waffles, 280  
Timbale of macaroni, 185  
rice, 185  
Swedish, 185  
Toast, cinnamon, 333  
cream, 405  
egg, 333  
milk, 404  
water, 403  
Tomato catsup, 386  
cream of, 33  
curry, 460  
jelly, 197  
salad (combination), 197  
salad (novel), 197  
sauce, 114  
scramble, 464  
soup, 39, 418

Tomato surprise, 195  
Tomatoes, baked, 456  
boiled, 436  
fried, 168  
scalloped, 167  
stewed, 167, 436  
stuffed, 167  
Tongue, boiled, 77, 427  
smoked, boiled, 78  
Torto frutas, 319  
Tripe, 87  
Tulip salad, 203  
Turbot, 422  
Turkey, 97  
bone soup, 36  
Turkish pilaf, 168  
Turnips, boiled, 164, 436  
steamed, 455  
Turtle soup, 419  
Tutti-frutti, 376  
ice cream, 234

### V

Vanilla ice cream, 232  
sauce, 249  
Veal and rice, 428  
cakes, 151  
croquettes, 427  
curry of, 78  
forcement, 106  
loaf, 78, 428  
pot-pie, 86  
roast, 428  
rolls, 428  
with asparagus tips, 468  
Vegetable fritters, 183  
hash, 177  
meat pie, 142  
soup, 40, 419  
stock, 29  
Vegetables, 159, 430  
Venison, haunch of, roasted, 99

Venison, neck and shoulder, 99  
steak, 100  
Vermicelli soup, 38  
Vol-au-vent, 187

### W

Waffles, 279, 280  
Walnut and date dainty, 225  
bread, 262  
salad, 202  
Washington pie, 323  
Water-lily salad, 200  
Watermelon salad, 201  
Welsh rarebit, 126, 462  
Wheat cereals, 340  
griddle cakes, 280  
muffins, 275  
Whey, lemon, 406  
Whipped apple sauce, 406  
Whipped cream, 248  
Whipped jelly, 213  
Whips, 215  
White bread in bread-mixer, 258  
bread, over night, 257  
bread, quick method, 257  
bread, sponge method, 257  
cup cake, 297  
fish, boiled, 421  
Mayonnaise, 194  
sauce, 114  
soup stock, 417  
Winter salad, 200

### Y

Yeast, 256  
Yorkshire pudding, 70


### Z

Zwieback, 279





Denna Key Long  
709 - Carter Road  
Raleigh Court  
Roanoke, Va.



WEIGHTS AND MEASURES

2 gills = 1 cup  
2 cups = 1 pint  
2 pints = 1 quart  
4 quarts = 1 gallon  
16 ounces = 1 pound  
8 quarts = 1 peck  
4 pecks = 1 bushel

EQUIVALENT MEASURES

4 level saltspoons = 1 level teaspoon  
3 level teaspoons = 1 level tablespoon  
16 level tablespoons = 1 cup  
1 wineglass = 1/2 gill  
2 cups granulated sugar = 1 pound  
2 solid cups butter = 1 pound  
4 cups flour = 1 pound  
1 cup raisins or currants = 6 ounces

GOOD TO REMEMBER

One teaspoon or tablespoon means a rounded teaspoon or tablespoon unless otherwise stated.

A tin or aluminum measuring cup should be used for all measuring. These cups are marked off in quarters and thirds and insure accuracy.

Aluminum cooking utensils are the best for general use. They are expensive in the beginning, but outwear other kinds. They are light in weight and easily cleaned, and there is no enamel to chip off and poison the food.

Discolored pans and kettles, not aluminum, should be boiled in water to which a lump of washing soda has been added.

Scrupulous cleanliness and eternal vigilance are the essentials of all good cooking. If the oven becomes too hot while bread or cake is baking, it may be cooled by setting a pan of water in it.

If bread or cake browns too quickly, cover with a piece of paper.

Pies should always be baked in a quick oven, with the greatest heat at the bottom.

Cakes will seldom stick if this direction is followed: Grease the pans carefully; dust lightly with flour; shake out the superfluous flour and pour in the mixture.

Muffins and gems will be lighter if baked in pans that have been thoroughly heated as well as greased.

Biscuit dough should be as soft as possible. Biscuits will be lighter and crisper if not allowed to touch each other on the baking tin.

Meat should never be put in cold water except in making soup, for cold water draws out the juices. Wipe with a wet cloth, or rinse and dry at once, and in cooking use boiling water.

Tomatoes that are too strongly acid are improved by a pinch of baking soda. The soda should always be added when they are to be mixed with milk or cream, to prevent curdling.

The white of eggs will whip more readily if a pinch of salt is added. The eggs should be as cold as possible.

Cream that is too thin to whip may be made to do so by the addition of an unbeaten white of egg.

When dipping articles in egg and cracker, dilute the egg with a tablespoon of water. Only the white may be used, if desired, but never only the yolk, as it is the albumen which is needed to form a coat which the grease cannot penetrate.

Almost any dish is made more inviting by a little garnishing. Parsley, water-cress, slices of lemon, beet, onion, hard-boiled egg or maraschino cherry, small triangles of toast, potato balls, mashed potatoes pressed through a pastry tube—all these are useful and within reach of almost every cook. Paper doilies, paper cups, and paper frills for chops may also be used to good advantage: these may be bought at any stationer's.

